緹岸
OCEAN CAMINO

Phase 1・第一期

Sales Brochure 售樓説明書

目錄
TABLE OF CONTENTS

一手住宅物業買家須知
NOTES TO PURCHASERS OF FIRST-HAND RESIDENTIAL PROPERTIES 01

01 期數的資料
INFORMATION ON THE PHASE 07

02 賣方及有參與期數的其他人的資料
INFORMATION ON VENDOR AND OTHERS INVOLVED IN THE PHASE 08

03 有參與期數的各方的關係
RELATIONSHIP BETWEEN PARTIES INVOLVED IN THE PHASE 09

04 期數的設計的資料
INFORMATION ON DESIGN OF THE PHASE 11

05 物業管理的資料
INFORMATION ON PROPERTY MANAGEMENT 16

06 發展項目的所在位置圖
LOCATION PLAN OF THE DEVELOPMENT 17

07 期數的鳥瞰照片
AERIAL PHOTOGRAPH OF THE PHASE 18

08 關乎發展項目的分區計劃大綱圖等
OUTLINE ZONING PLAN ETC. RELATING TO THE DEVELOPMENT 20

09 發展項目的布局圖
LAYOUT PLAN OF THE DEVELOPMENT 22

10 期數的住宅物業的樓面平面圖
FLOOR PLANS OF RESIDENTIAL PROPERTIES IN THE PHASE 23

11 期數中的住宅物業的面積
AREA OF RESIDENTIAL PROPERTIES IN THE PHASE 101

12 期數中的停車位的樓面平面圖
FLOOR PLANS OF PARKING SPACES IN THE PHASE 115

13 臨時買賣合約的摘要
SUMMARY OF PRELIMINARY AGREEMENT FOR SALE AND PURCHASE 117

14 公契的摘要
SUMMARY OF DEED OF MUTUAL COVENANT 118

15 批地文件的摘要
SUMMARY OF LAND GRANT 127

16 公共設施及公眾休憩用地的資料
INFORMATION ON PUBLIC FACILITIES AND PUBLIC OPEN SPACES 144

17 對買方的警告
WARNING TO PURCHASERS 154

18 期數中的建築物的橫截面圖
CROSS-SECTION PLAN OF BUILDING IN THE PHASE 155

19 立面圖
ELEVATION PLAN 165

20 期數中的公用設施的資料
INFORMATION ON COMMON FACILITIES IN THE PHASE 171

21 閱覽圖則及公契
INSPECTION OF PLANS AND DEED OF MUTUAL COVENANT 172

22 裝置、裝修物料及設備
FITTINGS, FINISHES AND APPLIANCES 173

23 服務協議
SERVICE AGREEMENTS 302

24 地稅
GOVERNMENT RENT 302

25 買方的雜項付款
MISCELLANEOUS PAYMENTS BY PURCHASER 303

26 欠妥之處的保養責任期
DEFECT LIABILITY WARRANTY PERIOD 303

27 斜坡維修
MAINTENANCE OF SLOPES 304

28 修訂
MODIFICATION 307

29 有關資料
RELEVANT INFORMATION 308

30 申請建築物總樓面面積寬免的資料
INFORMATION IN APPLICATION FOR CONCESSION ON GROSS FLOOR AREA OF BUILDING 314

31 地政總署署長在同意方案下要求需列出的資料
INFORMATION REQUIRED TO BE SET OUT BY THE DIRECTOR OF LANDS UNDER CONSENT SCHEME 318

32 賣方就期數指定的互聯網網站的網址
WEBSITE ADDRESS DESIGNATED BY THE VENDOR FOR THE PHASE 319

33 日後可能出現的改變
POSSIBLE FUTURE CHANGES 319

34 售樓說明書印製日期
DATE OF PRINTING OF SALES BROCHURE 320

一手住宅物業買家須知
NOTES TO PURCHASERS OF FIRST-HAND RESIDENTIAL PROPERTIES

您在購置一手住宅物業之前，應留意下列事項：

適用於所有一手住宅物業

1. 重要資訊

- 瀏覽一手住宅物業銷售資訊網（下稱「銷售資訊網」）（網址：www.srpe.gov.hk），參考「銷售資訊網」內有關一手住宅物業的市場資料。
- 閱覽賣方就該發展項目所指定的互聯網網站內的有關資訊，包括售樓説明書、價單、載有銷售安排的文件，及成交紀錄冊。
- 發展項目的售樓説明書，會在該項目的出售日期前最少七日向公眾發布，而有關價單和銷售安排，亦會在該項目的出售日期前最少三日公布。
- 在賣方就有關發展項目所指定的互聯網網站，以及「銷售資訊網」內，均載有有關物業成交資料的成交紀錄冊，以供查閱。

2. 費用、按揭貸款和樓價

- 計算置業總開支，包括律師費、按揭費用、保險費，以及印花稅。
- 向銀行查詢可否取得所需的按揭貸款，然後選擇合適的還款方式，並小心計算按揭貸款金額，以確保貸款額沒有超出本身的負擔能力。
- 查閱同類物業最近的成交價格，以作比較。
- 向賣方或地產代理瞭解，您須付予賣方或該發展項目的管理人的預計的管理費、管理費上期金額（如有）、特別基金金額（如有）、補還的水、電力及氣體按金（如有），以及/或清理廢料的費用（如有）。

3. 價單、支付條款，以及其他財務優惠

- 賣方未必會把價單所涵蓋的住宅物業悉數推售，因此應留意有關的銷售安排，以了解賣方會推售的住宅物業為何。賣方會在有關住宅物業推售日期前最少三日公布銷售安排。
- 留意價單所載列的支付條款。倘買家可就購置有關住宅物業而連帶獲得價格折扣、贈品，或任何財務優惠或利益，上述資訊亦會在價單內列明。
- 如您擬選用由賣方指定的財務機構提供的各類按揭貸款計劃，在簽訂臨時買賣合約前，應先細閱有關價單內列出的按揭貸款計劃資料[1]。如就該些按揭貸款計劃的詳情有任何疑問，應在簽訂臨時買賣合約前，直接向有關財務機構查詢。

4. 物業的面積及四周環境

- 留意載於售樓説明書和價單內的物業面積資料，以及載於價單內的每平方呎/每平方米售價。根據《一手住宅物業銷售條例》（第621章）（下稱「條例」），賣方只可以實用面積表達住宅物業的面積和每平方呎及平方米的售價。就住宅物業而言，實用面積指該住宅物業的樓面面積，包括在構成該物業的一部分的範圍內的以下每一項目的樓面面積：(i)露台；(ii)工作平台；以及(iii)陽台。實用面積並不包括空調機房、窗台、閣樓、平台、花園、停車位、天台、梯屋、前庭及庭院的每一項目的面積，即使該些項目構成該物業的一部分的範圍。
- 售樓説明書必須顯示發展項目中所有住宅物業的樓面平面圖。在售樓説明書所載有關發展項目中住宅物業的每一份樓面平面圖，均須述明每個住宅物業的外部和內部尺寸[2]。售樓説明書所提供有關住宅物業外部和內部的尺寸，不會把批盪和裝飾物料包括在內。買家收樓前如欲購置家具，應留意這點。
- 親臨發展項目的所在地實地視察，以了解有關物業的四周環境（包括交通和社區設施）；亦應查詢有否任何城市規劃方案和議決，會對有關的物業造成影響；參閱載於售樓説明書內的位置圖、鳥瞰照片、分區計劃大綱圖，以及橫截面圖。

5. 售樓説明書

- 確保所取得的售樓説明書屬最新版本。根據條例，提供予公眾的售樓説明書必須是在之前的三個月之內印製或檢視、或檢視及修改。
- 如屬未落成發展項目，賣方在認為有需要時可改動建築圖則（如有的話），因此應留意由賣方提供的任何經修改的售樓説明書，以了解有關未落成發展項目的最新資料。
- 閱覽售樓説明書，並須特別留意以下資訊：
  - 售樓説明書內有否關於「有關資料」的部分，列出賣方知悉但並非為一般公眾人士所知悉，關於相當可能對享用有關住宅物業造成重大影響的事宜的資料。請注意，已在土地註冊處註冊的文件，其內容不會被視為「有關資料」；
  - 橫截面圖會顯示有關建築物相對毗連該建築物的每條街道的橫截面，以及每條上述街道與已知基準面和該建築物最低的一層住宅樓層的水平相對的水平。橫截面圖能以圖解形式，顯示出建築物最低一層住宅樓層和街道水平的高低差距，不論該最低住宅樓層以何種方式命名；
  - 室內和外部的裝置、裝修物料和設備；
  - 管理費按甚麼基準分擔；
  - 小業主有否責任或需要分擔管理、營運或維持有關發展項目以內或以外的公眾休憩用地或公共設施的開支，以及有關公眾休憩用地或公共設施的位置；以及
  - 小業主是否須要負責維修斜坡。

6. 政府批地文件和公契

- 閱覽政府批地文件和公契（或公契擬稿）。公契內載有天台和外牆業權等相關資料。賣方會在售樓處提供政府批地文件和公契（或公契擬稿）的複本，供準買家免費閱覽。
- 留意政府批地文件內所訂明小業主是否須要負責支付地稅。
- 留意公契內訂明有關物業內可否飼養動物。

7. 售樓處內有關可供揀選住宅物業的資料

- 向賣方查詢清楚有哪些一手住宅物業可供揀選。若賣方在售樓處內展示「消耗表」，您可從該「消耗表」得悉在每個銷售日的銷售進度資料，包括在該個銷售日開始時有哪些住宅物業可供出售，以及在該個銷售日內有哪些住宅物業已獲揀選及售出。
- 切勿隨便相信有關發展項目銷情的傳言，倉卒簽立臨時買賣合約。

8. 成交紀錄冊

- 留意發展項目的成交紀錄冊。賣方須於臨時買賣合約訂立後的24小時內，於紀錄冊披露該臨時買賣合約的資料，以及於買賣合約訂立後一個工作天內，披露該買賣合約的資料。您可透過成交紀錄冊得悉發展項目的銷售情況。
- 切勿將賣方接獲用作登記的購樓意向書或本票的數目視為銷情指標。發展項目的成交紀錄冊才是讓公眾掌握發展項目每日銷售情況的最可靠資料來源。

9. 買賣合約

- 確保臨時買賣合約和買賣合約包含條例所規定的強制性條文。
- 留意有關物業買賣交易所包括的裝置、裝修物料和設備，須在臨時買賣合約和買賣合約上列明。
- 留意夾附於買賣合約的圖則。該圖則會顯示所有賣方售予您的物業面積，而該面積通常較該物業的實用面積為大。
- 留意賣方有權改動未落成發展項目的建築圖則（如有的話）。如屬未落成發展項目，條例規定物業的買賣合約須載有強制性條文，列明如有關改動在任何方面對該物業造成影響，賣方須在改動獲建築事務監督批准後的14日內，將該項改動以書面通知買家。
- 訂立臨時買賣合約時，您須向擁有人（即賣方）支付樓價5%的臨時訂金。

- 如您在訂立臨時買賣合約後五個工作日(工作日指並非公眾假日、星期六、黑色暴雨警告日或烈風警告日的日子)之內，沒有簽立買賣合約，該臨時買賣合約即告終止，有關臨時訂金(即樓價的5%)會被沒收，而擁有人(即賣方)不得因您沒有簽立買賣合約而對您提出進一步申索。
- 在訂立臨時買賣合約後的五個工作日之內，倘您簽立買賣合約，則擁有人(即賣方)必須在訂立該臨時買賣合約後的八個工作日之內簽立買賣合約。
- 有關的訂金，應付予負責為所涉物業擔任保證金保存人的律師事務所。

10.表達購樓意向

- 留意在賣方(包括其獲授權代表)就有關住宅物業向公眾提供價單前，賣方不得尋求或接納任何對有關住宅物業的購樓意向(不論是否屬明確選擇購樓意向)。因此您不應向賣方或其授權代表提出有關意向。
- 留意在有關住宅物業的銷售開始前，賣方(包括其獲授權代表)不得尋求或接納任何對該物業的有明確選擇購樓意向。因此您不應向賣方或其授權代表提出有關意向。

11.委託地產代理

- 留意倘賣方委任一個或多於一個地產代理，以協助銷售其發展項目內任何指明住宅物業，該發展項目的價單必須列明在價單印刷日期當日所有獲委任為地產代理的姓名/ 名稱。
- 您可委託任何地產代理(不一定是賣方所指定的地產代理)，以協助您購置發展項目內任何指明住宅物業；您亦可不委託任何地產代理。
- 委託地產代理以物色物業前，您應該：
  - 了解該地產代理是否只代表您行事。該地產代理若同時代表賣方行事，倘發生利益衝突，未必能夠保障您的最大利益；
  - 了解您須否支付佣金予該地產代理。若須支付，有關的佣金金額和支付日期為何；以及
  - 留意只有持牌地產代理或營業員才可以接受您的委託。如有疑問，應要求該地產代理或營業員出示其「地產代理證」，或瀏覽地產代理監管局的網頁(網址：www.eaa.org.hk)，查閱牌照目錄。

12.委聘律師

- 考慮自行委聘律師，以保障您的利益。該律師若同時代表賣方行事，倘發生利益衝突，未必能夠保障您的最大利益。
- 比較不同律師的收費。

適用於一手未落成住宅物業

13.預售樓花同意書

- 洽購地政總署「預售樓花同意方案」下的未落成住宅物業時，應向賣方確認地政總署是否已就該發展項目批出「預售樓花同意書」。

14.示範單位

- 賣方不一定須設置示範單位供準買家或公眾參觀，但賣方如為某指明住宅物業設置示範單位，必須首先設置該住宅物業的無改動示範單位，才可設置該住宅物業的經改動示範單位，並可以就該住宅物業設置多於一個經改動示範單位。
- 參觀示範單位時，務必視察無改動示範單位，以便與經改動示範單位作出比較。然而，條例並沒有限制賣方安排參觀無改動示範單位及經改動示範單位的先後次序。
- 賣方設置示範單位供公眾參觀時，應已提供有關發展項目的售樓説明書。因此，緊記先行索取售樓説明書，以便在參觀示範單位時參閱相關資料。
- 您可以在無改動示範單位及經改動示範單位中進行量度，並在無改動示範單位內拍照或拍攝影片，惟在確保示範單位參觀者人身安全的前提下，賣方可能會設定合理的限制。

適用於一手未落成住宅物業及尚待符合條件的已落成住宅物業

15.預計關鍵日期及收樓日期

- 查閱售樓説明書中有關發展項目的預計關鍵日期[3]。
  - 售樓説明書中有關發展項目的預計關鍵日期並不等同買家的「收樓日期」。買家的「收樓日期」一般會較發展項目的預計關鍵日期遲。然而，假若發展項目比預期早落成，「收樓日期」可能會較售樓説明書列出的預計關鍵日期為早。
- 收樓日期
  - 條例規定買賣合約須載有強制性條文，列明賣方須於買賣合約內列出的預計關鍵日期後的14日內，以書面為發展項目申請佔用文件、合格證明書，或地政總署署長的轉讓同意（視屬何種情況而定）。
    - ➢ 如發展項目屬地政總署預售樓花同意方案所規管，賣方須在合格證明書或地政總署署長的轉讓同意發出後的一個月內(以較早者為準)，就賣方有能力有效地轉讓有關物業一事，以書面通知買家；或
    - ➢ 如發展項目並非屬地政總署預售樓花同意方案所規管，賣方須在佔用文件(包括佔用許可證)發出後的六個月內，就賣方有能力有效地轉讓有關物業一事，以書面通知買家。
  - 條例規定買賣合約須載有強制性條文，列明有關物業的買賣須於賣方發出上述通知的日期的14日內完成。有關物業的買賣完成後，賣方將安排買家收樓事宜。
- 認可人士可批予在預計關鍵日期之後完成發展項目。
  - 條例規定買賣合約須載有強制性條文，列明發展項目的認可人士可以在顧及純粹由以下一個或多於一個原因所導致的延遲後，批予在預計關鍵日期之後，完成發展項目：
    - ➢ 工人罷工或封閉工地；
    - ➢ 暴動或內亂；
    - ➢ 不可抗力或天災；
    - ➢ 火警或其他賣方所不能控制的意外；
    - ➢ 戰爭；或
    - ➢ 惡劣天氣。
  - 發展項目的認可人士可以按情況，多於一次批予延後預計關鍵日期以完成發展項目，即收樓日期可能延遲。
  - 條例規定買賣合約須載有強制性條文，列明賣方須於認可人士批予延期後的14日內，向買家提供有關延期證明書的文本。
- 如對收樓日期有任何疑問，可向賣方查詢。

適用於一手已落成住宅物業

16.賣方資料表格

- 確保取得最近三個月內印製有關您擬購買的一手已落成住宅物業的「賣方資料表格」。

17.參觀物業

- 購置住宅物業前，確保已獲安排參觀您打算購置的住宅物業。倘參觀有關物業並非合理地切實可行，則應參觀與有關物業相若的物業，除非您以書面同意賣方無須開放與有關物業相若的物業供您參觀。您應仔細考慮，然後才決定是否簽署豁免上述規定的書面同意。
- 除非有關物業根據租約持有，或為確保物業參觀者的人身安全而須設定合理限制，您可以對該物業進行量度、拍照或拍攝影片。

任何與賣方銷售受條例所規管的一手住宅物業有關的投訴和查詢，請與一手住宅物業銷售監管局聯絡。

網址 ：	www.srpa.gov.hk
電話 ：	2817 3313
電郵 ：	enquiry_srpa@hd.gov.hk
傳真 ：	2219 2220

其他相關聯絡資料：

消費者委員會	
網址 ：	www.consumer.org.hk
電話 ：	2929 2222
電郵 ：	cc@consumer.org.hk
傳真 ：	2856 3611
地產代理監管局	
網址 ：	www.eaa.org.hk
電話 ：	2111 2777
電郵 ：	enquiry@eaa.org.hk
傳真 ：	2598 9596
香港地產建設商會	
電話 ：	2826 0111
傳真 ：	2845 2521

一手住宅物業銷售監管局
2023年3月

1 按揭貸款計劃的資料包括有關按揭貸款計劃對借款人的最低收入的要求、就第一按揭連同第二按揭可獲得的按揭貸款金額上限、最長還款年期、整個還款期內的按揭利率變化，以及申請人須繳付的手續費。

2 根據條例附表1第1部第10(2)(d)條述明，售樓說明書內顯示的發展項目中的住宅物業的每一份樓面平面圖須述明以下各項：
(i) 每個住宅物業的外部尺寸；
(ii) 每個住宅物業的內部尺寸；
(iii) 每個住宅物業的內部間隔的厚度；
(iv) 每個住宅物業內個別分隔室的外部尺寸。
根據條例附表1第1部第10(3)條，如有關發展項目的經批准的建築圖則，提供條例附表1第1部第10(2)(d)條所規定的資料，樓面平面圖須述明如此規定的該資料。

3 一般而言，「關鍵日期」指該項目符合批地文件的條件的日期，或該項目在遵照經批准的建築圖則的情況下或按照豁免證明書的發出的條件在各方面均屬完成的日期。有關詳情請參閱條例第2條。

一手住宅物業買家須知
NOTES TO PURCHASERS OF FIRST-HAND RESIDENTIAL PROPERTIES

You are advised to take the following steps before purchasing first-hand residential properties.

For all first-hand residential properties

1. Important information

- Make reference to the materials available on the Sales of First-hand Residential Properties Electronic Platform (SRPE) (www.srpe.gov.hk) on the first-hand residential property market.
- Study the information on the website designated by the vendor for the development, including the sales brochure, price lists, documents containing the sales arrangements, and the register of transactions of a development.
- Sales brochure for a development will be made available to the general public at least 7 days immediately before a date of sale while price list and sales arrangements will be made available at least 3 days immediately before the date of sale.
- Information on transactions can be found on the register of transactions on the website designated by the vendor for the development and the SRPE.

2. Fees, mortgage loan and property price

- Calculate the total expenses of the purchase, such as solicitors' fees, mortgage charges, insurance fees and stamp duties.
- Check with banks to find out if you will be able to obtain the needed mortgage loan, select the appropriate payment method and calculate the amount of the mortgage loan to ensure it is within your repayment ability.
- Check recent transaction prices of comparable properties for comparison.
- Check with the vendor or the estate agent the estimated management fee, the amount of management fee payable in advance (if any), special fund payable (if any), the amount of reimbursement of the deposits for water, electricity and gas (if any), and/or the amount of debris removal fee (if any) you have to pay to the vendor or the manager of the development.

3. Price list, payment terms and other financial incentives

- Vendors may not offer to sell all the residential properties that are covered in a price list. To know which residential properties the vendors may offer to sell, pay attention to the sales arrangements which will be announced by the vendors at least 3 days before the relevant residential properties are offered to be sold.
- Pay attention to the terms of payment as set out in a price list. If there are discounts on the price, gift, or any financial advantage or benefit to be made available in connection with the purchase of the residential properties, such information will also be set out in the price list.
- If you intend to opt for any mortgage loan plans offered by financial institutions specified by the vendor, before entering into a preliminary agreement for sale and purchase (PASP), you must study the details of various mortgage loan plans[1] as set out in the price list concerned. If you have any questions about these mortgage loan plans, you should check with the financial institutions concerned direct before entering into a PASP.

4. Property area and its surroundings

- Pay attention to the area information in the sales brochure and price list, and price per square foot/metre in the price list. According to the Residential Properties (First-hand Sales) Ordinance (Cap. 621) (the Ordinance), vendors can only present the area and price per square foot and per square metre of a residential property using saleable area. Saleable area, in relation to a residential property, means the floor area of the residential property, and includes the floor area of every one of the following to the extent that it forms part of the residential property - (i) a balcony; (ii) a utility platform; and (iii) a verandah. The saleable area excludes the area of the following which forms part of the residential property - air-conditioning plant room; bay window; cockloft; flat roof; garden; parking space; roof; stairhood; terrace and yard.
- Floor plans of all residential properties in the development have to be shown in the sales brochure. In a sales brochure, floor plans of residential properties in the development must state the external and internal dimensions of each residential property[2]. The external and internal dimensions of residential properties as provided in the sales brochure exclude plaster and finishes. You are advised to note this if you want to buy furniture before handing over of the residential property.
- Visit the development site and get to know the surroundings of the property (including transportation and community facilities). Check town planning proposals and decisions which may affect the property. Take a look at the location plan, aerial photograph, outline zoning plan and cross-section plan that are provided in the sales brochure.

5. Sales brochure

- Ensure that the sales brochure obtained is the latest version. According to the Ordinance, the sales brochure made available to the public should be printed or examined, or examined and revised within the previous 3 months.
- In respect of an uncompleted development, the vendor may alter the building plans (if any) whenever the vendor considers necessary. To know the latest information of an uncompleted development, keep paying attention to any revised sales brochures made available by the vendor.
- Read through the sales brochure and in particular, check the following information in the sales brochure:
  - whether there is a section on "relevant information" in the sales brochure, under which information on any matter that is known to the vendor but is not known to the general public, and is likely to materially affect the enjoyment of a residential property will be set out. Please note that information contained in a document that has been registered with the Land Registry will not be regarded as "relevant information";
  - the cross-section plan showing a cross-section of the building in relation to every street adjacent to the building, and the level of every such street in relation to a known datum and to the level of the lowest residential floor of the building. This will help you visualize the difference in height between the lowest residential floor of a building and the street level, regardless of how that lowest residential floor is named;
  - interior and exterior fittings and finishes and appliances;
  - the basis on which management fees are shared;
  - whether individual owners have obligations or need to share the expenses for managing, operating and maintaining the public open space or public facilities inside or outside the development, and the location of the public open space or public facilities; and
  - whether individual owners have responsibility to maintain slopes.

6. Government land grant and deed of mutual covenant (DMC)

- Read the Government land grant and the DMC (or the draft DMC).Information such as ownership of the rooftop and external walls can be found in the DMC. The vendor will provide copies of the Government land grant and the DMC (or the draft DMC) at the place where the sale is to take place for free inspection by prospective purchasers.
- Check the Government land grant on whether individual owners are liable to pay Government rent.
- Check the DMC on whether animals can be kept in the residential property.

7. Information on Availability of Residential Properties for Selection at Sales Office

- Check with the vendor which residential properties are available for selection. If a "consumption table" is displayed by the vendor at the sales office, you may check from the table information on the progress of sale on a date of sale, including which residential properties are offered for sale at the beginning of that date of sale and which of them have been selected and sold during that date of sale.
- Do not believe in rumours about the sales condition of the development and enter into a PASP rashly.

8. Register of Transactions

- Pay attention to the register of transactions for a development. A vendor must, within 24 hours after entering into a PASP with a purchaser, enter transaction information of the PASP in the register of transactions. The vendor must, within 1 working day after entering into an agreement for sale and purchase (ASP), enter transaction information of the ASP in the register of transactions. Check the register of transactions for the concerned development to learn more about the sales condition of the development.
- Never take the number of registrations of intent or cashier orders a vendor has received for the purpose of registration as an indicator of the sales volume of a development. The register of transactions for a development is the most reliable source of information from which members of the public can grasp the daily sales condition of the development.

9. Agreement for sale and purchase

- Ensure that the PASP and ASP include the mandatory provisions as required by the Ordinance.
- Pay attention that fittings, finishes and appliances to be included in the sale and purchase of the property are inserted in the PASP and ASP.
- Pay attention to the area plan annexed to the ASP which shows the total area which the vendor is selling to you. The total area which the vendor is selling to you is normally greater than the saleable area of the property.
- Pay attention to the vendor's right to alter the building plans (if any) for an uncompleted development. The mandatory provisions to be incorporated in an ASP for uncompleted development as required by the Ordinance include a provision requiring the vendor to notify the purchaser in writing of such alteration if the same affects in any way the property within 14 days after its having been approved by the Building Authority.
- A preliminary deposit of 5% of the purchase price is payable by you to the owner (i.e. the seller) on entering into a PASP.
- If you do not execute the ASP within 5 working days (working day means a day that is not a general holiday or a Saturday or a black rainstorm warning day or gale warning day) after entering into the PASP, the PASP is terminated, the preliminary deposit (i.e. 5% of the purchase price) is forfeited, and the owner (i.e. the seller) does not have any further claim against you for not executing the ASP.
- If you execute the ASP within 5 working days after the signing of the PASP, the owner (i.e. the seller) must execute the ASP within 8 working days after entering into the PASP.
- The deposit should be made payable to the solicitors' firm responsible for stakeholding purchasers' payments for the property.

10. Expression of intent of purchasing a residential property

- Note that vendors (including their authorized representative(s)) should not seek or accept any specific or general expression of intent of purchasing any residential property before the relevant price lists for such properties are made available to the public. You therefore should not make such an offer to the vendors or their authorized representative(s).
- Note that vendors (including their authorized representative(s)) should not seek or accept any specific expression of intent of purchasing a particular residential property before the sale of the property has commenced. You therefore should not make such an offer to the vendors or their authorized representative(s).

11. Appointment of estate agent

- Note that if the vendor has appointed one or more than one estate agents to act in the sale of any specified residential property in the development, the price list for the development must set out the name of all the estate agents so appointed as at the date of printing of the price list.
- You may appoint any estate agent (not necessarily from those estate agency companies appointed by the vendor) to act in the purchase of any specified residential property in the development, and may also not appoint any estate agent to act on your behalf.
- Before you appoint an estate agent to look for a property, you should:
  - find out whether the agent will act on your behalf only. If the agent also acts for the vendor, he/she may not be able to protect your best interests in the event of a conflict of interest;
  - find out whether any commission is payable by you to the estate agent and, if so, its amount and the time of payment; and
  - note that only licensed estate agents or salespersons may accept your appointment. If in doubt, you should request the estate agent or salesperson to produce his/her Estate Agent Card, or check the Licence List on the Estate Agents Authority website: www.eaa.org.hk.

12. Appointment of solicitor

- Consider appointing your own solicitor to protect your interests. If the solicitor also acts for the vendor, he/she may not be able to protect your best interests in the event of a conflict of interest.
- Compare the charges of different solicitors.

For first-hand uncompleted residential properties

13. Pre-sale Consent

- For uncompleted residential property under the Lands Department Consent Scheme, seek confirmation from the vendor whether the "Pre-sale Consent" has been issued by the Lands Department for the development.

14. Show flats

- While the vendor is not required to make any show flat available for viewing by prospective purchasers or the general public, if the vendor wishes to make available show flats of a specified residential property, the vendor must first of all make available an unmodified show flat of that residential property and that, having made available such unmodified show flat, the vendor may then make available a modified show flat of that residential property. In this connection, the vendor is allowed to make available more than one modified show flat of that residential property.
- If you visit the show flats, you should always look at the unmodified show flats for comparison with the modified show flats. That said, the Ordinance does not restrict the discretion of the vendor in arranging the sequence of the viewing of unmodified and modified show flats.
- Sales brochure of the development should have been made available to the public when the show flat is made available for viewing. You are advised to get a copy of the sales brochure and make reference to it when viewing the show flats.
- You may take measurements in modified and unmodified show flats, and take photographs or make video recordings of unmodified show flats, subject to reasonable restriction(s) which may be set by the vendor for ensuring safety of the persons viewing the show flat.

For first-hand uncompleted residential properties and completed residential properties pending compliance

15. Estimated material date and handing over date

- Check the estimated material date[3] for the development in the sales brochure.
  - The estimated material date for a development in the sales brochure is not the same as the date on which a residential property is handed over to purchaser. The latter is normally later than the former. However, the handing over date may be earlier than the estimated material date set out in the sales brochure in case of earlier completion of the development.
- Handing over date
  - The mandatory provisions to be incorporated in an ASP as required by the Ordinance include a provision requiring the vendor to apply in writing for an Occupation Document/a Certificate of Compliance or the Director of Lands' Consent to Assign (as the case may be) in respect of the development within 14 days after the estimated material date as stipulated in the ASP.

- ➢ For development subject to the Lands Department Consent Scheme, the vendor is required to notify the purchaser in writing that the vendor is in a position validly to assign the property within one month after the issue of the Certificate of Compliance or the Consent to Assign, whichever first happens; or
- ➢ For development not subject to the Lands Department Consent Scheme, the vendor is required to notify the purchaser in writing that the vendor is in a position validly to assign the property within 6 months after the issue of the Occupation Document including Occupation Permit.

- The mandatory provisions to be incorporated in an ASP as required by the Ordinance include a provision requiring completion of the sale and purchase within 14 days after the date of the notification aforesaid. Upon completion, the vendor shall arrange handover of the property to the purchaser.

• Authorized Person (AP) may grant extension(s) of time for completion of the development beyond the estimated material date.

- The mandatory provisions to be incorporated in an ASP as required by the Ordinance include a provision that the AP of a development may grant an extension of time for completion of the development beyond the estimated material date having regard to delays caused exclusively by any one or more of the following reasons:
  - ➢ strike or lock-out of workmen;
  - ➢ riots or civil commotion;
  - ➢ force majeure or Act of God;
  - ➢ fire or other accident beyond the vendor's control;
  - ➢ war; or
  - ➢ inclement weather.
- The AP may grant more than once such an extension of time depending on the circumstances. That means handover of the property may be delayed.
- The mandatory provisions to be incorporated in an ASP as required by the Ordinance also include a provision requiring the vendor to, within 14 days after the issue of an extension of time granted by the AP, furnish the purchaser with a copy of the relevant certificate of extension.

• Ask the vendor if there are any questions on handing over date.

<u>For first-hand completed residential properties</u>

16. Vendor's information form

• Ensure that you obtain the "vendor's information form(s)" printed within the previous 3 months in relation to the residential property/properties you intend to purchase.

17. Viewing of property

• Ensure that, before you purchase a residential property, you are arranged to view the residential property that you would like to purchase or, if it is not reasonably practicable to view the property in question, a comparable property in the development, unless you agree in writing that the vendor is not required to arrange such a comparable property for viewing for you. You are advised to think carefully before signing any waiver.

• You may take measurements, take photographs or make video recordings of the property, unless the property is held under a tenancy or reasonable restriction(s) is/are needed to ensure safety of the persons viewing the property.

For complaints and enquiries relating to the sales of first-hand residential properties by the vendors which the Ordinance applies, please contact the Sales of First-hand Residential Properties Authority -

Website	:	www.srpa.gov.hk
Telephone	:	2817 3313
Email	:	enquiry_srpa@hd.gov.hk
Fax	:	2219 2220

Other useful contacts:

Consumer Council		
Website	:	www.consumer.org.hk
Telephone	:	2929 2222
Email	:	cc@consumer.org.hk
Fax	:	2856 3611
Estate Agents Authority		
Website	:	www.eaa.org.hk
Telephone	:	2111 2777
Email	:	enquiry@eaa.org.hk
Fax	:	2598 9596
Real Estate Developers Association of Hong Kong		
Telephone	:	2826 0111
Fax	:	2845 2521

Sales of First-hand Residential Properties Authority
March 2023

1 The details of various mortgage loan plans include the requirements for mortgagors on minimum income level, the loan limit under the first mortgage and second mortgage, the maximum loan repayment period, the change of mortgage interest rate throughout the entire repayment period, and the payment of administrative fees.

2 According to section 10(2)(d) in Part 1 of Schedule 1 to the Ordinance, each of the floor plans of the residential properties in the development in the sales brochure must state the following:
(i) the external dimensions of each residential property;
(ii) the internal dimensions of each residential property;
(iii) the thickness of the internal partitions of each residential property;
(iv) the external dimensions of individual compartments in each residential property.
According to section 10(3) in Part 1 of Schedule 1 to the Ordinance, if any information required by section 10(2)(d) in Part 1 of Schedule 1 to the Ordinance is provided in the approved building plans for the development, a floor plan must state the information as so provided.

3 Generally speaking, "material date" means the date on which the conditions of the land grant are complied with in respect of the development, or the date on which the development is completed in all respects in compliance with the approved building plans or the conditions subject to which the certificate of exemption is issued. For details, please refer to section 2 of the Ordinance.

01 期數的資料
INFORMATION ON THE PHASE

發展項目期數名稱
緹岸第1期（「期數」）

街道名稱及門牌號數
管翠路8號

期數包含多單位建築物及洋房

每幢多單位建築物的樓層的總數
第1座及第1A座 - 每座共20層
第2座及第2A座 - 每座共19層
上述樓層數目不包括地庫、天台及頂層天台。

期數的經批准的建築圖則所規定的每幢多單位建築物內的樓層號數
第1座 - 地下、1樓至3樓、5樓至12樓、15樓至22樓
第1A座 - 地下、1樓至3樓、5樓至12樓、15樓至22樓
第2座 - 地下、2樓至3樓、5樓至12樓、15樓至22樓
第2A座 - 地下、2樓至3樓、5樓至12樓、15樓至22樓
(第1座及第1A座住宅樓層由地下開始；第2座及第2A座1樓為結構轉換層；第2座及第2A座住宅樓層由2樓開始)
以上樓層號數不包括地庫、結構轉換層、天台及頂層天台。

每幢有不依連續次序的樓層號數的多單位建築物內被略去的樓層號數
不設4樓、13樓及14樓

每幢多單位建築物內的庇護層
不適用

洋房的總數
期數包含22座洋房

期數的經批准的建築圖則所規定的洋房的門牌號數
洋房A1至洋房A3、洋房A5至洋房A12
洋房B1至洋房B3、洋房B5至洋房B12

被略去的洋房的門牌號數
不設洋房A4及洋房B4

Name of the Phase of the Development
Ocean Camino Phase 1 (“the Phase”)

Name of the street and the street number
No.8 Kwun Chui Road

The Phase consists of multi-unit buildings and houses

Total number of storeys of each multi-unit building
Tower 1 and Tower 1A - 20 storeys for each tower
Tower 2 and Tower 2A - 19 storeys for each tower
The above numbers of storeys do not include the basement, roof and top roof.

Floor numbering in each multi-unit building as provided in the approved building plans for the Phase
Tower 1 - G/F, 1/F to 3/F, 5/F to 12/F, 15/F to 22/F
Tower 1A - G/F, 1/F to 3/F, 5/F to 12/F, 15/F to 22/F
Tower 2 - G/F, 2/F to 3/F, 5/F to 12/F, 15/F to 22/F
Tower 2A - G/F, 2/F to 3/F, 5/F to 12/F, 15/F to 22/F
(For Tower 1 and Tower 1A, residential floor starts from G/F; for Tower 2 and Tower 2A, 1/F is a transfer plate, for Tower 2 and Tower 2A, residential floor starts from 2/F)
The above floor numberings do not include the basement, transfer plate, roof and top roof.

Omitted floor numbers in each multi-unit building in which the floor numbering is not in consecutive order
4/F, 13/F & 14/F are omitted

Refuge floor of each multi-unit building
Not applicable

Total number of houses
The Phase consists of 22 houses

House numbering as provided in the approved building plans for the Phase
House A1 to House A3, House A5 to House A12
House B1 to House B3, House B5 to House B12

Omitted house numbers
House A4 and House B4 are omitted

02 賣方及有參與期數的其他人的資料
INFORMATION ON VENDOR AND OTHERS INVOLVED IN THE PHASE

賣方
福彩發展有限公司

賣方的控權公司
永善控股有限公司、威城國際有限公司、OCI INVESTMENT FUND SPC, acting for OCI REAL ESTATE FUND I S.P.、OCI Asset Management (Cayman) Co. Ltd.、OCI Holding (Cayman) Co. Ltd.、東建國際資本有限公司、東建國際資本(英屬維爾京群島)有限公司及東建國際控股有限公司

期數的認可人士
呂元祥博士

期數的認可人士以其專業身份擔任經營人、董事或僱員的商號或法團
呂元祥建築師事務所(香港)有限公司

期數的承建商
中國海外房屋工程有限公司

就期數中的住宅物業的出售而代表擁有人行事的律師事務所
孖士打律師行
的近律師行
貝克 • 麥堅時律師事務所

已為期數的建造提供貸款或已承諾為該項建造提供融資的認可機構
中國光大銀行香港分行
(註:所有由銀行提供的融資承諾已無需要並已取消。)

已為期數的建造提供貸款的任何其他人
天基控股有限公司

Vendor
Fortune Choice Development Limited

Holding companies of the Vendor
Yong Shan Holdings Limited, PRESTIGE CITY INTERNATIONAL LIMITED, OCI INVESTMENT FUND SPC, acting for OCI REAL ESTATE FUND I S.P., OCI Asset Management (Cayman) Co. Ltd., OCI Holding (Cayman) Co. Ltd., OCI International Capital Limited, OCI International Capital (BVI) Ltd. and OCI International Holdings Limited

Authorized person for the Phase
Dr. Lu Yuen Cheung Ronald

The firm or corporation of which an authorized person for the Phase is a proprietor, director or employee in his or her professional capacity
Ronald Lu & Partners (Hong Kong) Limited

Building contractor for the Phase
China Overseas Building Construction Limited

The firm of solicitors acting for the owner in relation to the sale of the residential properties in the Phase
Johnson Stokes & Master
Deacons
Baker & McKenzie

Authorized institution that has made a loan, or has undertaken to provide finance, for the construction of the Phase
China Everbright Bank Co. Ltd., Hong Kong Branch
(Note: All the finance undertakings provided by the bank are no longer needed and have been cancelled.)

Any other person who has made a loan for the construction of the Phase
Tianji Holding Limited

(a)	賣方或有關期數的承建商屬個人，並屬該期數的認可人士的家人。	不適用
(b)	賣方或該期數的承建商屬合夥，而該賣方或承建商的合夥人屬上述認可人士的家人。	不適用
(c)	賣方或該期數的承建商屬法團，而該賣方或承建商(或該賣方的控權公司)的董事或秘書屬上述認可人士的家人。	否
(d)	賣方或該期數的承建商屬個人，並屬上述認可人士的有聯繫人士的家人。	不適用
(e)	賣方或該期數的承建商屬合夥，而該賣方或承建商的合夥人屬上述認可人士的有聯繫人士的家人。	不適用
(f)	賣方或該期數的承建商屬法團，而該賣方或承建商(或該賣方的控權公司)的董事或秘書屬上述認可人士的有聯繫人士的家人。	否
(g)	賣方或該期數的承建商屬個人，並屬就該期數內的住宅物業的出售代表擁有人行事的律師事務所行事的經營人的家人。	不適用
(h)	賣方或該期數的承建商屬合夥，而該賣方或承建商的合夥人屬就該期數內的住宅物業的出售代表擁有人行事的律師事務所行事的經營人的家人。	不適用
(i)	賣方或該期數的承建商屬法團，而該賣方或承建商(或該賣方的控權公司)的董事或秘書屬上述律師事務所的經營人的家人。	否
(j)	賣方、賣方的控權公司或有關期數的承建商屬私人公司，而該期數的認可人士或該認可人士的有聯繫人士持有該賣方、控權公司或承建商最少10%的已發行股份。	否
(k)	賣方、賣方的控權公司或該期數的承建商屬上市公司，而上述認可人士或上述有聯繫人士持有該賣方、控權公司或承建商最少1%的已發行股份。	否
(l)	賣方或該期數的承建商屬法團，而上述認可人士或上述有聯繫人士屬該賣方、承建商或該賣方的控權公司的僱員、董事或秘書。	否
(m)	賣方或該期數的承建商屬合夥，而上述認可人士或上述有聯繫人士屬該賣方或承建商的僱員。	不適用
(n)	賣方、賣方的控權公司或該期數的承建商屬私人公司，而就該期數中的住宅物業的出售而代表擁有人行事的律師事務所的經營人持有該賣方、控權公司或承建商最少10%的已發行股份。	否
(o)	賣方、賣方的控權公司或該期數的承建商屬上市公司，而上述律師事務所的經營人持有該賣方、控權公司或承建商最少1%的已發行股份。	否
(p)	賣方或該期數的承建商屬法團，而上述律師事務所的經營人屬該賣方或承建商或該賣方的控權公司的僱員、董事或秘書。	否
(q)	賣方或該期數的承建商屬合夥，而上述律師事務所的經營人屬該賣方或承建商的僱員。	不適用
(r)	賣方或該期數的承建商屬法團，而該期數的認可人士以其專業身分擔任董事或僱員的法團為該賣方或承建商或該賣方的控權公司的有聯繫法團。	否
(s)	賣方或該期數的承建商屬法團，而該承建商屬該賣方或該賣方的控權公司的有聯繫法團。	否

03 有參與期數的各方的關係
RELATIONSHIP BETWEEN PARTIES INVOLVED IN THE PHASE

(a)	The vendor or a building contractor for the Phase is an individual, and that vendor or contractor is an immediate family member of an authorized person for the Phase.	Not Applicable
(b)	The vendor or a building contractor for the Phase is a partnership, and a partner of that vendor or contractor is an immediate family member of such an authorized person.	Not Applicable
(c)	The vendor or a building contractor for the Phase is a corporation, and a director or the secretary of that vendor or contractor (or a holding company of that vendor) is an immediate family member of such an authorized person.	No
(d)	The vendor or a building contractor for the Phase is an individual, and that vendor or contractor is an immediate family member of an associate of such an authorized person.	Not Applicable
(e)	The vendor or a building contractor for the Phase is a partnership, and a partner of that vendor or contractor is an immediate family member of an associate of such an authorized person.	Not Applicable
(f)	The vendor or a building contractor for the Phase is a corporation, and a director or the secretary of that vendor or contractor (or a holding company of that vendor) is an immediate family member of an associate of such an authorized person.	No
(g)	The vendor or a building contractor for the Phase is an individual, and that vendor or contractor is an immediate family member of a proprietor of a firm of solicitors acting for the owner in relation to the sale of residential properties in the Phase.	Not Applicable
(h)	The vendor or a building contractor for the Phase is a partnership, and a partner of that vendor or contractor is an immediate family member of a proprietor of a firm of solicitors acting for the owner in relation to the sale of residential properties in the Phase.	Not Applicable
(i)	The vendor or a building contractor for the Phase is a corporation, and a director or the secretary of that vendor or contractor (or a holding company of that vendor) is an immediate family member of a proprietor of such a firm of solicitors.	No
(j)	The vendor, a holding company of the vendor, or a building contractor for the Phase, is a private company, and an authorized person for the Phase, or an associate of such an authorized person, holds at least 10% of the issued shares in that vendor, holding company or contractor.	No
(k)	The vendor, a holding company of the vendor, or a building contractor for the Phase, is a listed company, and such an authorized person, or such an associate, holds at least 1% of the issued shares in that vendor, holding company or contractor.	No
(l)	The vendor or a building contractor for the Phase is a corporation, and such an authorized person, or such an associate, is an employee, director or secretary of that vendor or contractor or of a holding company of that vendor.	No
(m)	The vendor or a building contractor for the Phase is a partnership, and such an authorized person, or such an associate, is an employee of that vendor or contractor.	Not Applicable
(n)	The vendor, a holding company of the vendor, or a building contractor for the Phase, is a private company, and a proprietor of a firm of solicitors acting for the owner in relation to the sale of residential properties in the Phase holds at least 10% of the issued shares in that vendor, holding company or contractor.	No
(o)	The vendor, a holding company of the vendor, or a building contractor for the Phase, is a listed company, and a proprietor of such a firm of solicitors holds at least 1% of the issued shares in that vendor, holding company or contractor.	No
(p)	The vendor or a building contractor for the Phase is a corporation, and a proprietor of such a firm of solicitors is an employee, director or secretary of that vendor or contractor or of a holding company of that vendor.	No
(q)	The vendor or a building contractor for the Phase is a partnership, and a proprietor of such a firm of solicitors is an employee of that vendor or contractor.	Not Applicable
(r)	The vendor or a building contractor for the Phase is a corporation, and the corporation of which an authorized person for the Phase is a director or employee in his or her professional capacity is an associate corporation of that vendor or contractor or of a holding company of that vendor.	No
(s)	The vendor or a building contractor for the Phase is a corporation, and that contractor is an associate corporation of that vendor or of a holding company of that vendor.	No

期數有構成圍封牆的一部分的非結構的預製外牆。
There are non-structural prefabricated external walls forming part of the enclosing walls of the Phase.

每幢建築的非結構的預製外牆的厚度為150毫米。
The thickness of the non-structural prefabricated external walls of each block is 150mm.

每個住宅物業的非結構的預製外牆的總面積表
Schedule of total area of the non-structural prefabricated external walls of each residential property

第1座 Tower 1

樓層 Floor	單位 Flat	每個住宅物業的非結構的預製外牆的總面積 (平方米) Total area of the non-structural prefabricated external walls of each residential property (sq.m.)
地下 G/F	A	1.140
	B	1.140
	C	0.150
	D	0.596
	E	-
	F	0.454
	J	0.115
	K	0.115
1樓 1/F	A	1.140
	B	1.140
	C	0.150
	D	0.596
	E	-
	F	0.454
	J	0.115
	K	0.115
2樓-3樓、5樓至12樓、15樓至21樓 2/F-3/F, 5/F-12/F, 15/F-21/F	A	1.140
	B	1.140
	C	0.150
	D	0.596
	E	-
	F	0.454
	G	0.115
	H	0.115
	J	0.115
	K	0.115

第1座 Tower 1

樓層 Floor	單位 Flat	每個住宅物業的非結構的預製外牆的總面積 (平方米) Total area of the non-structural prefabricated external walls of each residential property (sq.m.)
22樓 22/F	A	1.123
	B	1.123
	C	0.150
	D	0.596
	E	-
	F	0.454
	G	0.115
	H	0.115
	J	0.115
	K	0.115

第1A座 Tower 1A

樓層 Floor	單位 Flat	每個住宅物業的非結構的預製外牆的總面積 (平方米) Total area of the non-structural prefabricated external walls of each residential property (sq.m.)
地下 G/F	A	1.140
	B	1.140
	C	0.969
	D	0.108
	G	0.139
	H	0.115
	J	0.115
1樓 1/F	A	1.140
	B	1.140
	C	0.969
	D	0.108
	G	0.139
	H	0.115
	J	0.115

第1A座 Tower 1A

樓層 Floor	單位 Flat	每個住宅物業的非結構的預製外牆的總面積 (平方米) Total area of the non-structural prefabricated external walls of each residential property (sq.m.)
2樓-3樓、5樓至12樓、15樓至21樓 2/F-3/F, 5/F-12/F, 15/F-21/F	A	1.140
	B	1.140
	C	0.969
	D	0.108
	E	0.093
	F	0.131
	G	0.131
	H	0.115
	J	0.115
22樓 22/F	A	1.123
	B	1.123
	C	0.969
	D	0.108
	E	0.093
	F	0.131
	G	0.131
	H	0.115
	J	0.115

第2座 Tower 2

樓層 Floor	單位 Flat	每個住宅物業的非結構的預製外牆的總面積 (平方米) Total area of the non-structural prefabricated external walls of each residential property (sq.m.)
2樓-3樓、5樓至12樓、15樓至21樓 2/F-3/F, 5/F-12/F, 15/F-21/F	A	1.140
	B	1.140
	C	1.140
	D	0.485
	E	0.131
	F	0.115
	G	0.115
	H	0.115
	J	0.115
	K	0.115
	L	0.115
22樓 22/F	A	1.123
	B	1.123
	C	1.123
	D	0.485
	E	0.131
	F	0.115
	G	0.115
	H	0.115
	J	0.115
	K	0.115
	L	0.115

第2A座 Tower 2A

樓層 Floor	單位 Flat	每個住宅物業的非結構的預製外牆的總面積 (平方米) Total area of the non-structural prefabricated external walls of each residential property (sq.m.)
2樓-3樓、5樓至12樓、15樓至21樓 2/F-3/F, 5/F-12/F, 15/F-21/F	A	0.345
	B	-
	C	0.319
	D	-
	E	-
	F	0.115
	G	0.115
	H	0.115
	J	0.115
22樓 22/F	A	0.345
	B	-
	C	0.319
	D	-
	E	-
	F	0.115
	G	0.115
	H	0.115
	J	0.115

洋房 Houses

洋房 Houses	每個住宅物業的非結構的預製外牆的總面積 (平方米) Total area of the non-structural prefabricated external walls of each residential property (sq.m.)
A1	1.434
A2	1.434
A3	3.996
A5	3.996
A6	3.996
A7	3.996
A8	3.996
A9	3.996
A10	3.996
A11	3.996
A12	1.434
B1	3.996
B2	3.996
B3	3.996
B5	3.996
B6	3.996
B7	3.996
B8	3.996
B9	3.996
B10	3.996
B11	3.996
B12	3.996

期數有構成圍封牆的一部分的幕牆。
There are curtain walls forming part of the enclosing walls of the Phase.

每幢建築物的幕牆的厚度為200毫米。
The thickness of the curtain walls of each block is 200 mm.

每個住宅物業的幕牆的總面積表
Schedule of total area of the curtain walls of each residential property

第1座 Tower 1

樓層 Floor	單位 Flat	每個住宅物業的幕牆的總面積 (平方米) Total area of the curtain walls of each residential property (sq.m.)
地下 G/F	A	-
	B	-
	C	-
	D	-
	E	-
	F	-
	J	-
	K	-
1樓 1/F	A	2.126
	B	2.126
	C	1.360
	D	0.815
	E	0.340
	F	0.605
	J	0.255
	K	0.245
2樓-3樓、5樓至12樓、15樓至21樓 2/F-3/F, 5/F-12/F, 15/F-21/F	A	2.126
	B	2.126
	C	1.360
	D	0.815
	E	0.340
	F	0.605
	G	0.255
	H	0.245
	J	0.245
	K	0.245

第1座 Tower 1

樓層 Floor	單位 Flat	每個住宅物業的幕牆的總面積 (平方米) Total area of the curtain walls of each residential property (sq.m.)
22樓 22/F	A	2.126
	B	2.126
	C	1.360
	D	0.815
	E	0.340
	F	0.605
	G	0.255
	H	0.245
	J	0.245
	K	0.245

第1A座 Tower 1A

樓層 Floor	單位 Flat	每個住宅物業的幕牆的總面積 (平方米) Total area of the curtain walls of each residential property (sq.m.)
地下 G/F	A	-
	B	-
	C	-
	D	-
	G	-
	H	-
	J	-
1樓 1/F	A	2.126
	B	2.126
	C	0.605
	D	0.625
	G	0.709
	H	0.245
	J	0.245

第1A座 Tower 1A

樓層 Floor	單位 Flat	每個住宅物業的幕牆的總面積 (平方米) Total area of the curtain walls of each residential property (sq.m.)
2樓-3樓、5樓至12樓、15樓至21樓 2/F-3/F, 5/F-12/F, 15/F-21/F	A	2.126
	B	2.126
	C	0.605
	D	0.615
	E	0.580
	F	0.709
	G	0.709
	H	0.245
	J	0.245
22樓 22/F	A	2.126
	B	2.126
	C	0.605
	D	0.615
	E	0.580
	F	0.709
	G	0.709
	H	0.245
	J	0.245

第2座 Tower 2

樓層 Floor	單位 Flat	每個住宅物業的幕牆的總面積 (平方米) Total area of the curtain walls of each residential property (sq.m.)
2樓-3樓、5樓至12樓、15樓至21樓 2/F-3/F, 5/F-12/F, 15/F-21/F	A	2.126
	B	2.126
	C	2.126
	D	0.719
	E	0.709
	F	0.590
	G	0.245
	H	0.245
	J	0.245
	K	0.245
	L	0.625
22樓 22/F	A	2.126
	B	2.126
	C	2.126
	D	0.719
	E	0.709
	F	0.590
	G	0.245
	H	0.245
	J	0.245
	K	0.245
	L	0.625

04 期數的設計的資料
INFORMATION ON DESIGN OF THE PHASE

第2A座 Tower 2A

樓層 Floor	單位 Flat	每個住宅物業的幕牆的總面積 (平方米) Total area of the curtain walls of each residential property (sq.m.)
2樓-3樓、5樓至12樓、15樓至21樓 2/F-3/F, 5/F-12/F, 15/F-21/F	A	2.126
	B	0.683
	C	1.126
	D	1.689
	E	0.255
	F	0.245
	G	0.605
	H	0.265
	J	0.625
22樓 22/F	A	2.126
	B	0.683
	C	1.126
	D	1.689
	E	0.255
	F	0.245
	G	0.605
	H	0.265
	J	0.625

洋房 Houses

洋房 Houses	每個住宅物業的幕牆的總面積 (平方米) Total area of the curtain walls of each residential property (sq.m.)
A1	4.692
A2	4.692
A3	2.023
A5	2.023
A6	2.023
A7	2.023
A8	2.023
A9	2.023
A10	2.023
A11	2.023
A12	4.692
B1	2.023
B2	2.023
B3	2.023
B5	2.023
B6	2.023
B7	2.023
B8	2.023
B9	2.023
B10	2.023
B11	2.023
B12	2.023

05 物業管理的資料
INFORMATION ON PROPERTY MANAGEMENT

根據已簽立的公契，獲委任為期數的管理人的人
升裕物業管理有限公司

The person appointed as the manager of the Phase under the deed of mutual covenant that has been executed
Fortune Ascent Property Management Limited

06 發展項目的所在位置圖
LOCATION PLAN OF THE DEVELOPMENT

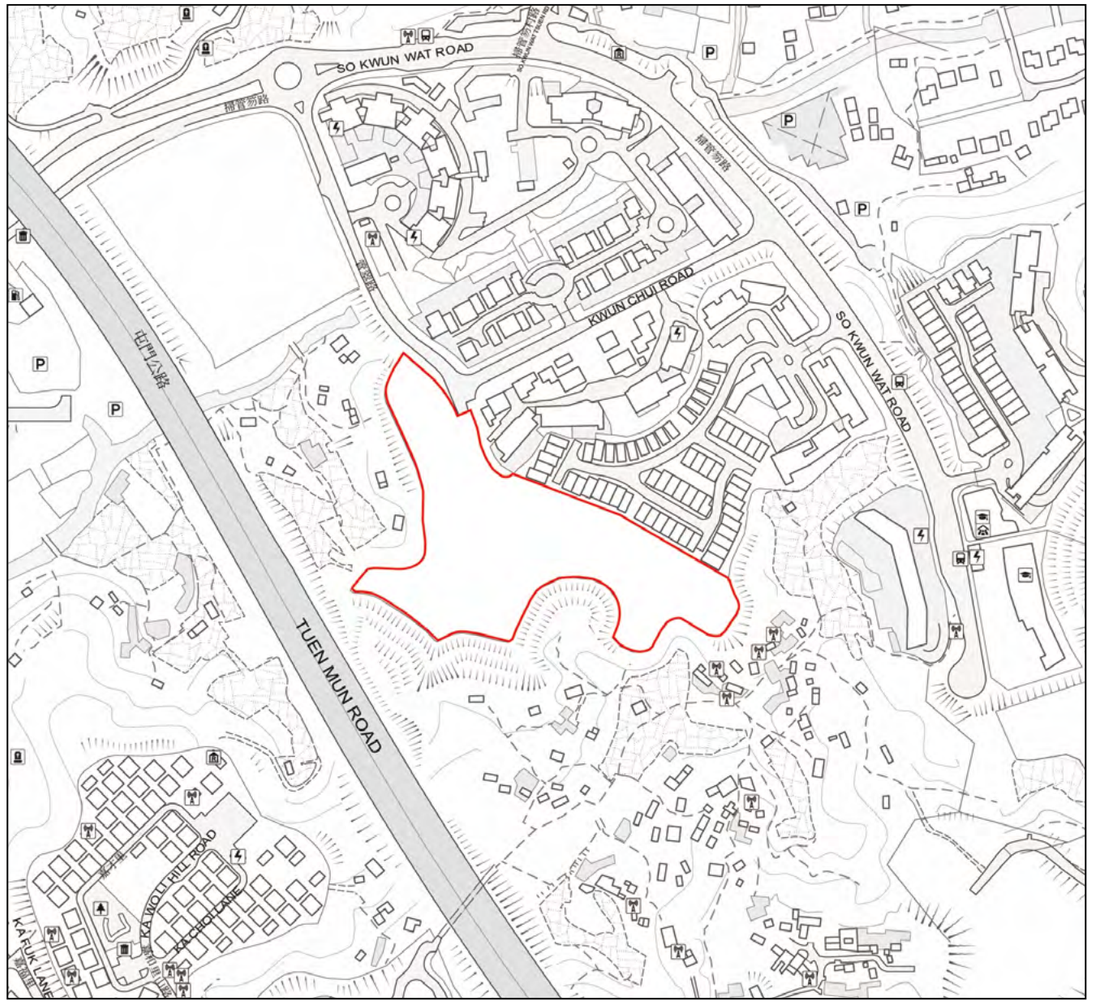

此位置圖是由賣方擬備並參考於2026年7月16日出版之地政總署測繪處之數碼地形圖，圖幅編號T6-SW-C，有需要處經修正處理。

This location plan is prepared by the vendor with reference to the Digital Topographic Map No. T6-SW-C dated 16 July 2026 from Survey and Mapping Office of the Lands Department, with adjustments where necessary.

圖例 Notation

- 油站 Petrol Filling Station
- 發電廠（包括電力分站） Power Plant (including Electricity Sub-stations)
- 墳場 Cemetery
- 垃圾收集站 Refuse Collection Point
- 公用事業設施裝置 Public Utility Installation
- 公共交通總站（包括鐵路車站） Public Transport Terminal (including Rail Station)
- 宗教場所（包括教堂、廟宇及祠堂） Religious Institution (including Church, Temple and Tsz Tong)
- 學校（包括幼稚園） School (including Kindergarten)
- 公園 Public Park
- 公眾停車場（包括貨車停泊處） Public Carpark (including Lorry Park)
- 社會福利設施（包括老人中心及弱智人士護理院） Social Welfare Facilities (including Elderly Centre and Home for the Mentally Disabled)

N

比例 SCALE

0 50 100 150 200 250米(m)

發展項目的位置
Location of the Development

地圖由空間數據共享平台提供，香港特別行政區政府為知識產權擁有人。
The Map is provided by the CSDI Portal and intellectual property rights are owned by the Government of the HKSAR.

備註：
1. 賣方建議準買家到有關發展地盤作實地考察，以對該發展地盤、其周邊地區環境及附近的公共設施有較佳了解。
2. 由於發展項目的邊界不規則的技術原因，此位置圖所顯示的範圍可能超過《一手住宅物業銷售條例》所規定的範圍。

Notes:
1. The vendor advises prospective purchasers to conduct an on-site visit for a better understanding of the development site, its surrounding environment and the public facilities nearby.
2. The location plan may show more than the area required under the Residential Properties (First-hand Sales) Ordinance due to the technical reason that the boundary of the Development is irregular.

07 期數的鳥瞰照片
AERIAL PHOTOGRAPH OF THE PHASE

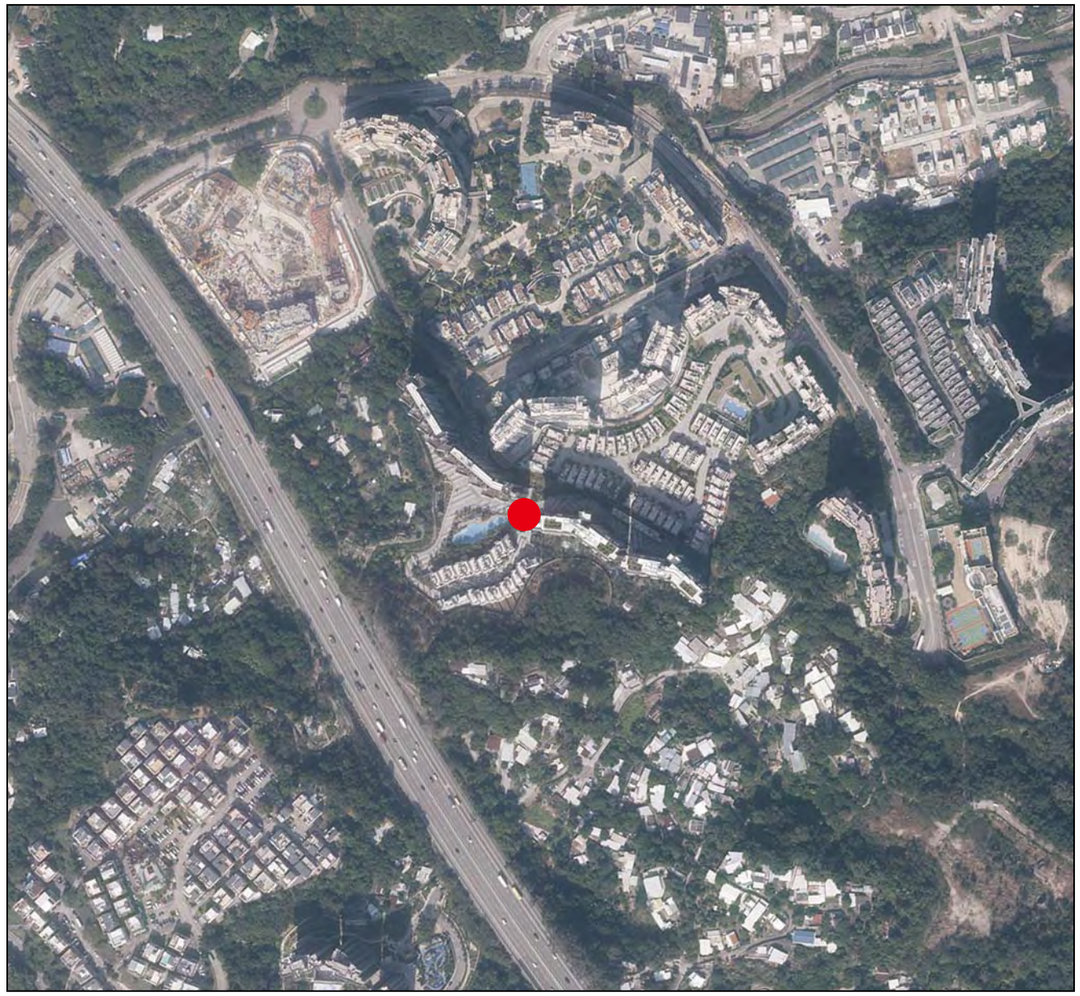

摘錄自地政總署測繪處在6,900呎的飛行高度拍攝之鳥瞰照片，照片編號E213395C，飛行日期：2023年11月28日。

Adopted from part of the aerial photograph taken by the Survey and Mapping Office of the Lands Department at a flying height of 6,900 feet, Photo No. E213395C, dated 28 November 2023.

香港特別行政區政府地政總署測繪處版權所有，未經許可，不得翻印。
Survey and Mapping Office, Lands Department, The Government of HKSAR © Copyright reserved — reproduction by permission only.

N

期數的目位置
Location of the Phase

備註：
1. 期數的鳥瞰照片之副本可於售樓處開放時間內免費查閱。
2. 由於期數的邊界不規則的技術原因，此鳥瞰照片所顯示的範圍可能超過《一手住宅物業銷售條例》所規定的範圍。

Notes:
1. Copy of the aerial photograph of the Phase is available for free inspection at the sales office during opening hours.
2. The aerial photograph may show more than the area required under the Residential Properties (First-hand Sales) Ordinance due to the technical reason that the boundary of the Phase is irregular.

07 期數的鳥瞰照片
AERIAL PHOTOGRAPH OF THE PHASE



有關鳥瞰照片並不覆蓋本空白範圍
This blank area falls outside the coverage of the relevant aerial photograph

摘錄自地政總署測繪處在6,900呎的飛行高度拍攝之鳥瞰照片，照片編號E262263C，飛行日期：2025年9月14日。

Adopted from part of the aerial photograph taken by the Survey and Mapping Office of the Lands Department at a flying height of 6,900 feet, Photo No. E262263C, dated 14 September 2025.

香港特別行政區政府地政總署測繪處版權所有，未經許可，不得翻印。
Survey and Mapping Office, Lands Department, The Government of HKSAR © Copyright reserved — reproduction by permission only.

N

期數的目位置
Location of the Phase

備註：
1. 期數的鳥瞰照片之副本可於售樓處開放時間內免費查閱。
2. 由於期數的邊界不規則的技術原因，此鳥瞰照片所顯示的範圍可能超過《一手住宅物業銷售條例》所規定的範圍。

Notes:
1. Copy of the aerial photograph of the Phase is available for free inspection at the sales office during opening hours.
2. The aerial photograph may show more than the area required under the Residential Properties (First-hand Sales) Ordinance due to the technical reason that the boundary of the Phase is irregular.

07 期數的鳥瞰照片
AERIAL PHOTOGRAPH OF THE PHASE

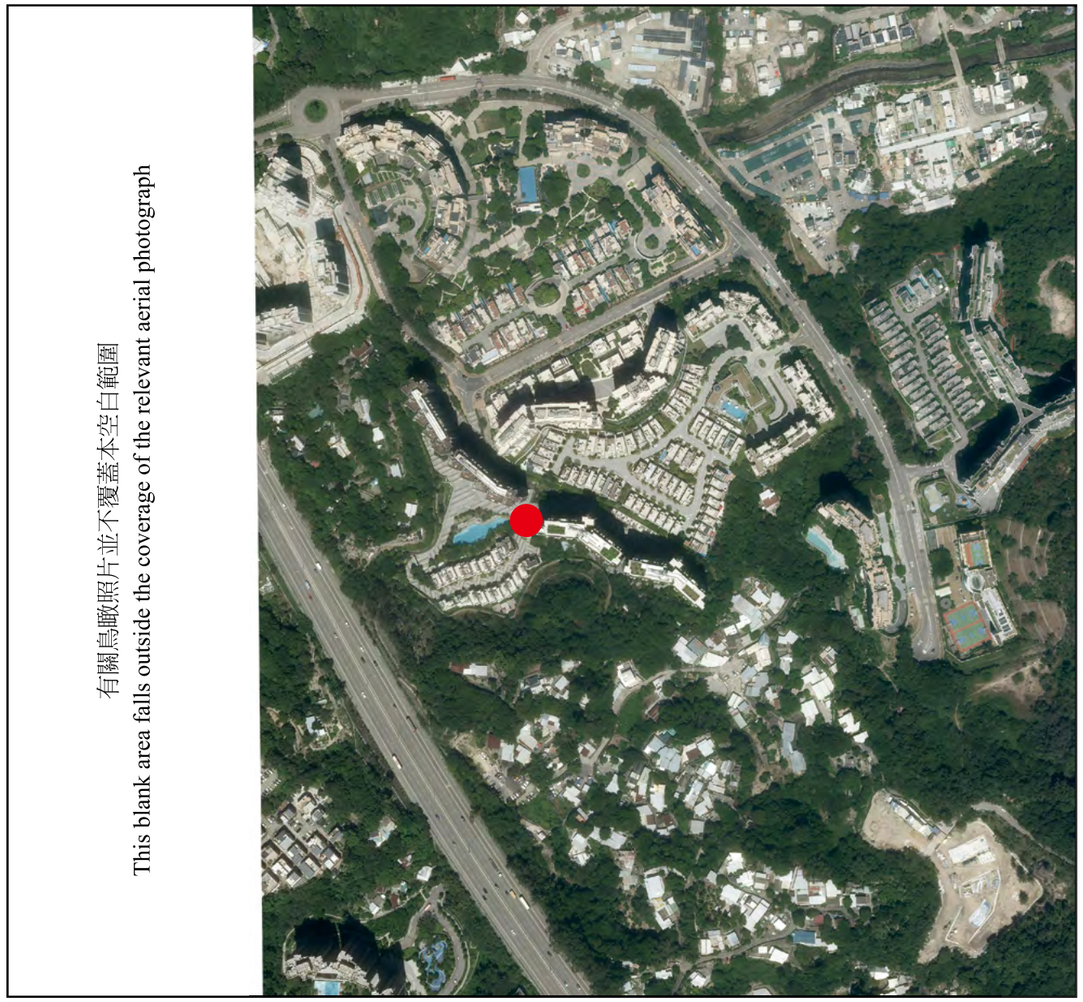

摘錄自地政總署測繪處在6,900呎的飛行高度拍攝之鳥瞰照片，照片編號E262264C，飛行日期：2025年9月14日。

Adopted from part of the aerial photograph taken by the Survey and Mapping Office of the Lands Department at a flying height of 6,900 feet, Photo No. E262264C, dated 14 September 2025.

香港特別行政區政府地政總署測繪處版權所有，未經許可，不得翻印。
Survey and Mapping Office, Lands Department, The Government of HKSAR © Copyright reserved — reproduction by permission only.

N

期數的目位置
Location of the Phase

備註：
1. 期數的鳥瞰照片之副本可於售樓處開放時間內免費查閱。
2. 由於期數的邊界不規則的技術原因，此鳥瞰照片所顯示的範圍可能超過《一手住宅物業銷售條例》所規定的範圍。

Notes:
1. Copy of the aerial photograph of the Phase is available for free inspection at the sales office during opening hours.
2. The aerial photograph may show more than the area required under the Residential Properties (First-hand Sales) Ordinance due to the technical reason that the boundary of the Phase is irregular.

This page is left blank intentionally

此頁保留空白

This page is left blank intentionally

此頁保留空白

This page is left blank intentionally

此頁保留空白

08 關乎發展項目的分區計劃大綱圖等
OUTLINE ZONING PLAN ETC. RELATING TO THE DEVELOPMENT

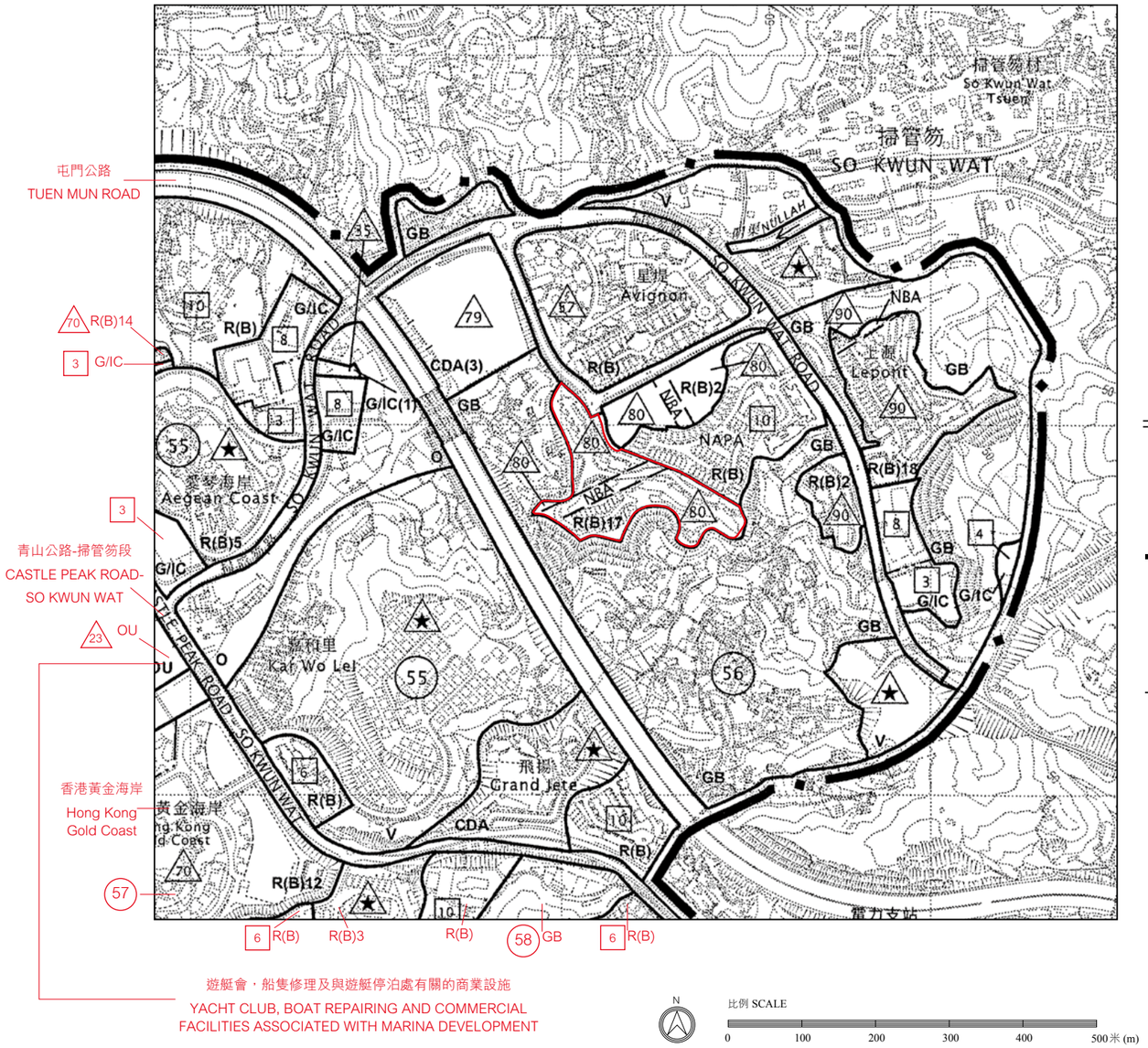

圖例 NOTATION

地帶 ZONES

- CDA 綜合發展區 COMPREHENSIVE DEVELOPMENT AREA
- R(B) 住宅（乙類） RESIDENTIAL (GROUP B)
- V 鄉村式發展 VILLAGE TYPE DEVELOPOMENT
- G/IC 政府、機構或社區 GOVERNMENT, INSTITUTION OR COMMUNITY
- O 休憩用地 OPEN SPACE
- OU 其他指定用途 OTHER SPECIFIED USES
- GB 綠化地帶 GREEN BELT

交通 COMMUNICATIONS

- 主要道路及路口 MAJOR ROAD AND JUNCTION
- 高架道路 Elevated road

其他 MISCELLANEOUS

- 規劃範圍界線 BOUNDARY OF PLANNING SCHEME
- (1) 規劃區域編號 PLANNING AREA NUMBER
- 建築物高度管制區界線 BUILDING HEIGHT CONTROL ZONE BOUNDARY
- (100) 最高建築物高度（在主水平基準上若干米） MAXIMUM BUILDING HEIGHT (IN METRES ABOVE PRINCIPAL DATUM)
- ★ 最高建築物高度《註釋》內訂明最高建築物高度限制 MAXIMUM BUILDING HEIGHT RESTRICTION AS STIPULATED ON THE NOTES
- [3] 最高建築物高度（樓層數目） MAXIMUM BUILDING HEIGHT (IN NUMBER OF STOREYS)
- [NBA] 非建築用地 NON-BUILDING AREA

□ 發展項目邊界
Boundary of the Development

地圖為規劃署遵照城市規劃委員會指示擬備，版權屬香港特別行政區政府，經地政總署准許複印。

The plan, prepared by the Planning Department under the direction of the Town Planning Board, is reproduced with the permission of the Director of Lands. © The Government of Hong Kong SAR.

摘錄自2025年6月13日刊憲之屯門分區計劃大綱核准圖，圖則編號為S/TM/41，有需要處經修正處理，以紅色表示。

Adopted from part of the approved Tuen Mun Outline Zoning Plan, Plan No. S/TM/41, gazetted on 13 June 2025, with adjustments where necessary as shown in red.

備註：
1. 在印刷售樓說明書當日所適用的最近期分區計劃大綱圖及其附表，可於售樓處開放時間內免費查閱。
2. 賣方建議準買方到有關發展地盤作實地考察，以對該發展地盤、其周邊地區環境及附近的公共設施有較佳了解。
3. 由於發展項目的邊界不規則的技術原因，此分區計劃大綱圖所顯示的範圍可能超過《一手住宅物業銷售條例》所規定的範圍。

Notes:
1. The last updated outline zoning plan and the attached schedule as at the date of printing of the sales brochure are available for free inspection at the sales office during opening hours.
2. The vendor advises prospective purchasers to conduct an on-site visit for a better understanding of the development site, its surrounding environment and the public facilities nearby.
3. The outline zoning plan may show more than the area required under the Residential Properties (First-hand Sales) Ordinance due to the technical reason that the boundary of the Development is irregular.

08 關乎發展項目的分區計劃大綱圖等
OUTLINE ZONING PLAN ETC. RELATING TO THE DEVELOPMENT

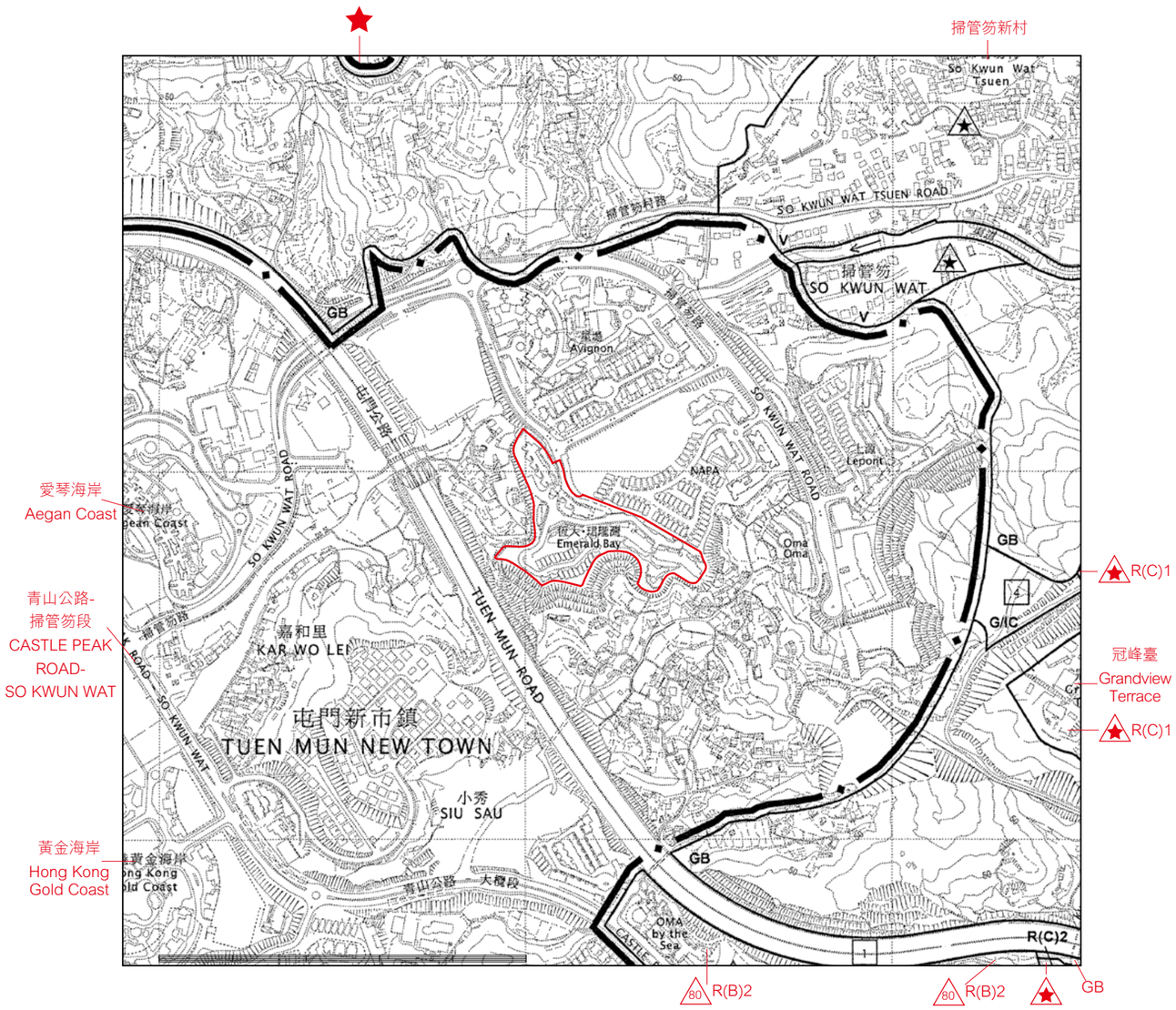

發展項目邊界
Boundary of the Development

比例 SCALE
0 100 200 300 400 500米 (m)

圖例 NOTATION

地帶 ZONES

R(B)	住宅（乙類） RESIDENTIAL (GROUP B)
R(C)	住宅（丙類） RESIDENTIAL (GROUP C)
V	鄉村式發展 VILLAGE TYPE DEVELOPOMENT
G/IC	政府、機構或社區 Government, Institution or Community
GB	綠化地帶 Green Belt

交通 COMMUNICATIONS

主要道路及路口
MAJOR ROAD AND JUNCTION

其他 MISCELLANEOUS

規劃範圍界線
BOUNDARY OF PLANNING SCHEME

80 最高建築物高度 (在主水平基準上若干米)
Maximum Building Height (In Metres Above Principal Datum)

最高建築物高度《註釋》內訂明最高建築物高度限制
MAXIMUM BUILDING HEIGHT RESTRICTION AS STIPULATED ON THE NOTES

3 最高建築物高度(樓層數目)
MAXIMUM BUILDING HEIGHT (IN NUMBER OF STOREYS)

此等地帶並不被納入於分區計劃大綱圖或發展審批地區圖，或被當作草圖的圖則。
This area is not covered under Outline Zoning Plan or Development Permission Area Plan, or the plan deemed to be a draft plan.

地圖為規劃署遵照城市規劃委員會指示擬備，版權屬香港特別行政區政府，經地政總署准許複印。

The plan, prepared by the Planning Department under the direction of the Town Planning Board, is reproduced with the permission of the Director of Lands. © The Government of Hong Kong SAR.

摘錄自2023年10月13日刊憲之掃管笏分區計劃大綱核准圖，圖則編號為S/TM-SKW/15，有需要處經修正處理，以紅色表示。

Adopted from part of the approved So Kwun Wat Outline Zoning Plan, Plan No. S/TM-SKW/15, gazetted on 13 October 2023, with adjustments where necessary as shown in red.

備註：
1. 在印刷售樓説明書當日所適用的最近期分區計劃大綱圖及其附表，可於售樓處開放時間內免費查閱。
2. 賣方建議準買方到有關發展地盤作實地考察，以對該發展地盤、其周邊地區環境及附近的公共設施有較佳了解。
3. 由於發展項目的邊界不規則的技術原因，此分區計劃大綱圖所顯示的範圍可能超過《一手住宅物業銷售條例》所規定的範圍。

Notes:
1. The last updated outline zoning plan and the attached schedule as at the date of printing of the sales brochure are available for free inspection at the sales office during opening hours.
2. The vendor advises prospective purchasers to conduct an on-site visit for a better understanding of the development site, its surrounding environment and the public facilities nearby.
3. The outline zoning plan may show more than the area required under the Residential Properties (First-hand Sales) Ordinance due to the technical reason that the boundary of the Development is irregular.

09 發展項目的布局圖
LAYOUT PLAN OF THE DEVELOPMENT

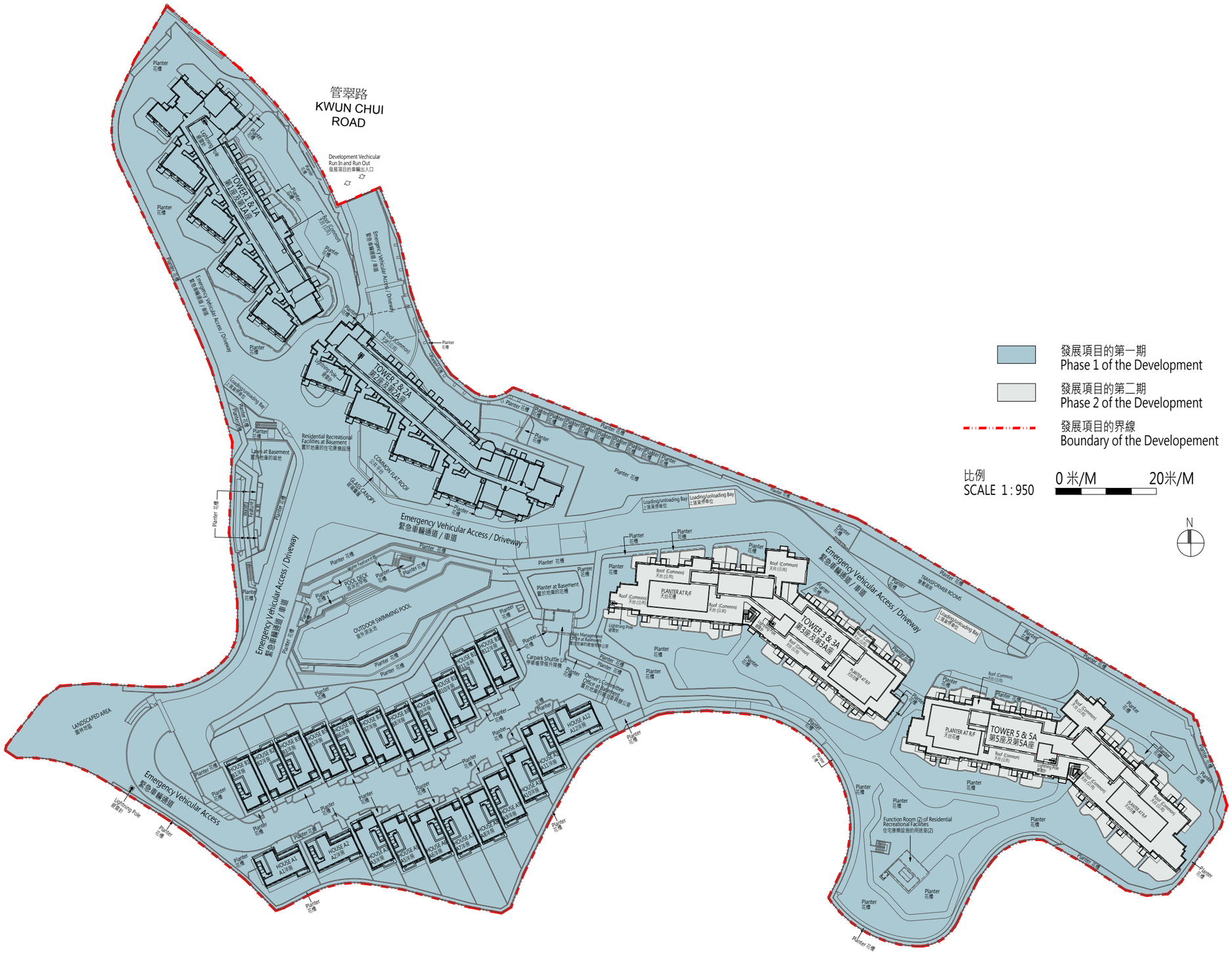

10 期數的住宅物業的樓面平面圖
FLOOR PLANS OF RESIDENTIAL PROPERTIES IN THE PHASE

備註
1. 部分住宅物業的露台、工作平台、平台、天台或外牆或設有外露之公用喉管，或外牆裝飾內藏之公用喉管。
2. 部分住宅物業內之部分天花或有跌級樓板，用以安裝上層之機電設備或配合上層之結構、建築設計及 / 或裝修 設計上的需要。
3. 部分住宅物業內或設有假陣或假天花用以安裝冷氣喉管及 / 或其他機電設備。
4. 平台空白位置為供維修大廈設備使用的公用地方。
5. 各住宅物業的樓面平面圖內所展示之裝置及設備的圖標如浴缸、洗面盆、座廁、淋浴間、洗滌盆、櫃等（如有）等乃根據最新經批准的建築圖則擬備，其形狀、尺寸、比例或與實際提供的裝置及設備存在差異，僅供示意及參考 之用。
6. 在本頁上之備註和圖例適用於全部的「期數的住宅物業的樓面平面圖」頁數。

Notes:
1. Common pipes exposed or enclosed in cladding may be located at the balcony, utility platform, flat roof, roof or external wall of some residential properties.
2. There may be sunken slabs at some parts of the ceiling inside some residential properties for the installation of mechanical and electrical services of the floor above or due to the structural, architectural and/or decoration design requirements of the floor above.
3. There may be ceiling bulkheads or false ceiling inside some residential properties for the installation of air-conditioning conduits and/or other mechanical and electrical services.
4. Blank areas on flat roof are common areas for building facility maintenance.
5. Those symbols of fittings and fitments shown on the floor plans of residential properties like bathtubs, wash basins, water closets, shower cubicles, sink units, cabinets (if any) etc. are prepared in accordance with the latest approved building plans. Their shapes, dimensions, scales may be differed from the fittings and finishes actually provided and they are for indication and reference only.
6. The notes and legends on this page apply to all pages of “Floor plans of residential properties in the Phase”.

平面圖圖例 Legend for Floor Plan

ABOVE	= 置上Above
A/C PLATFORM	= 冷氣機平台 Air-conditioner Platform
A/C UNIT	= 冷氣機 Air-conditioning Unit
A.F.1	= 建築裝飾1 = 建築裝飾於2樓,8樓至11樓及18樓至21樓 Architectural feature at 2/F, 8/F-11/F & 18/F-21/F
A.F.2	= 建築裝飾2 = 建築裝飾於3樓,5樓至7樓,12樓及15樓至17樓 Architectural feature at 3/F, 5/F-7/F, 12/F & 15/F-17/F
ARCH. FEATURE	= 建築裝飾 Architectural Feature
BAL.	= 露台 Balcony
BATH	= 浴室 Bathroom
BATH 1	= 浴室 1 Bathroom 1
BATH 2	= 浴室 2 Bathroom 2
BATH 3	= 浴室 3 Bathroom 3
B.R. 1	= 睡房1 Bedroom 1
B.R. 2	= 睡房 2 Bedroom 2
B.R. 3	= 睡房 3 Bedroom 3
DIN.	= 飯廳 Dining Room
DN	= 落 Down
EAD	= 排風管 Exhaust Air Duct
E.D.	= 電線管道 Electric Cable Duct
ELV	= 特低壓電線槽 Extra-Low Voltage Cable Duct
EMC=E.M.C.	= 電錶櫃 Electric Meter Cabinet
EMR=E.M.R.=ELEC. RM.	= 電錶房 Electric Meter Room
FOR	= 供 For
H/L	= 高層 High Level
HR	= 消防喉轆 Hose Reel
KIT.	= 廚房 Kitchen
LAV.	= 洗手間Lavatory
LIFT MACH. ROOM	= 電梯機房 Lift Machine Room
LIV.	= 客廳 Living Room
LIV./DIN.	= 客廳 / 飯廳 Living Room/Dining Room
LIV./DIN./BR.	= 客廳 / 飯廳 / 睡房 Living Room/Dining Room/Bedroom
L/L	= 低層 Low Level
M. BATH	= 主人浴室 Master Bathroom
M.B.R.	= 主人睡房 Master Bedroom
OP#	= 不作通風 Not for Ventilation
OPEN KIT.	= 開放式廚房 Open Kitchen
P.D.	= 管道 Pipe Duct
POWDER RM.	= 化妝室 Powder Room
P.W.	= 光井 Pipe Well
R.C. MOULDING	= 鋼筋混凝土裝飾Reinforced Concrete Moulding
R.S.M.R. RM.	= 垃圾及物料回收室 Refuse Storage and Material Recovery Room
STORE	= 儲物房 Store Room
TRS=T.R.S.	= 臨時庇護處 Temporary Refuge Space
U.P.	= 工作平台 Utility Platform
UP	= 上 Up
VRV OPEN AREA	= 開放式冷氣機位 Variable Refrigerant Volume Open Area
W/.	= 以及 With
W.M.C.	= 水錶櫃 Water Meter Cabinet

This page is left blank intentionally

此頁保留空白

10 期數的住宅物業的樓面平面圖
FLOOR PLANS OF RESIDENTIAL PROPERTIES IN THE PHASE

第1座 TOWER 1
地下平面圖 G/F PLAN

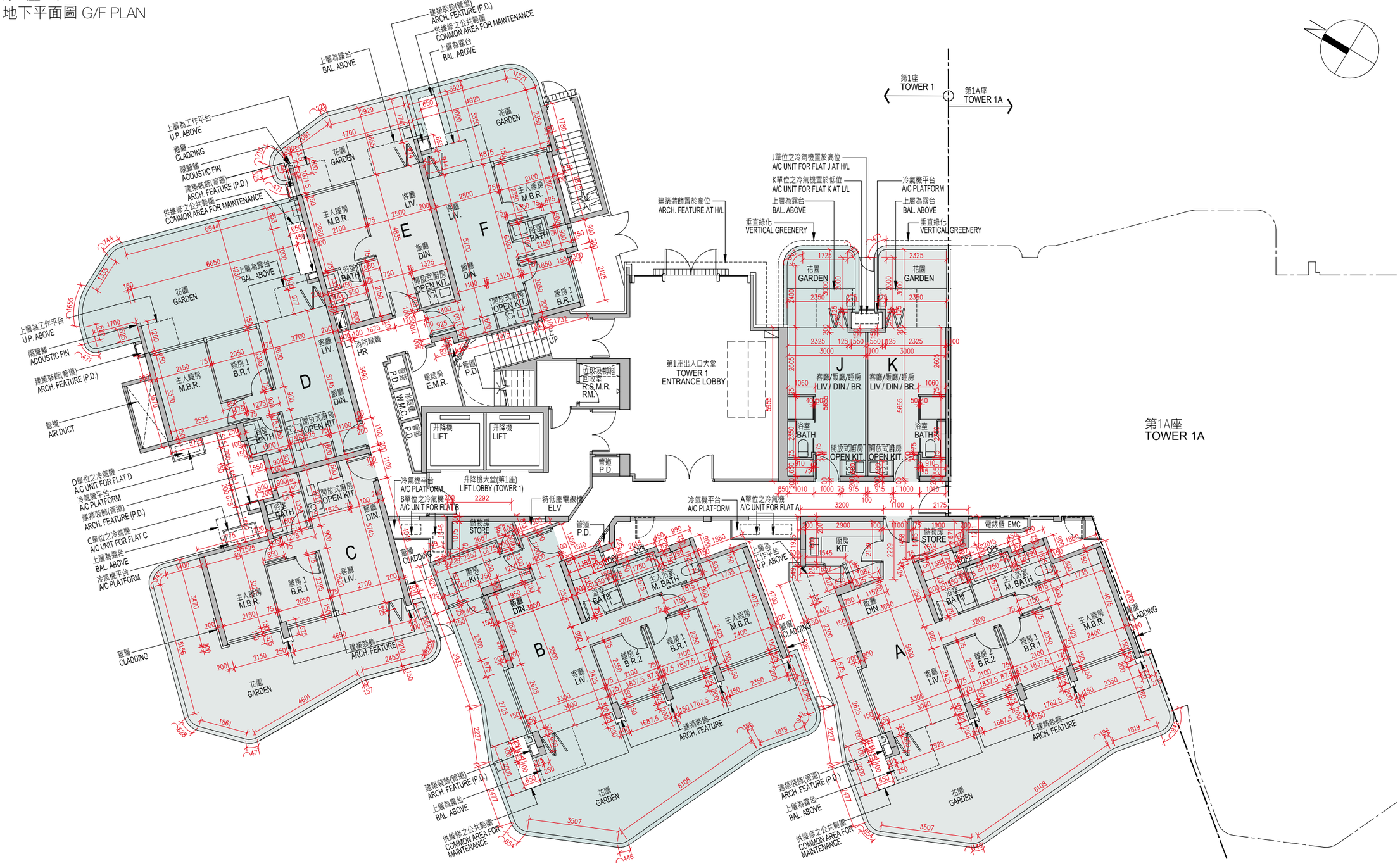

備註：
樓面平面圖之尺規所列數字為以毫米標示之建築結構尺寸。
Note:
The dimensions of the floor plans are all structural dimensions in millimeter.

10 期數的住宅物業的樓面平面圖
FLOOR PLANS OF RESIDENTIAL PROPERTIES IN THE PHASE

描述 Description	樓層 Floor	單位 Flat							
		A	B	C	D	E	F	J	K
每個住宅物業的樓板(不包括灰泥)的厚度 (毫米) The thickness of the floor slabs (excluding plaster) of each residential property (mm)	地下 G/F	150	150	150	150	150	150	150	150
每個住宅物業的層與層之間的高度(指該樓層之石屎地台面與上一層石屎地台面之高度距離) (米) The floor-to-floor height (refers to the height between the top surface of the structural slab of a floor and the top surface of the structural slab of its immediate upper floor) of each residential property (m)		3.50 3.60 3.90	3.50 3.60 3.90	3.50 3.70 3.90	3.50 3.70 3.90	3.50 3.60 3.90	3.50 3.60 3.90	3.50 3.60	3.50 3.60

1. 因住宅物業的較高樓層的結構牆的厚度遞減，較高樓層的內部面積，一般比較低樓層的內部面積稍大。
2. 以上平面圖中顯示之名詞、簡稱及其適用的附註，請參閱本售樓説明書第23頁。
1. The internal areas of the residential properties on the upper floors will generally be slightly larger than those on the lower floors because of the reducing thickness of the structural walls on the upper floors.
2. Please refer to page 23 of this sales brochure for legend of the terms and abbreviations shown on the floor plan above and the explanatory notes that are applicable thereto.

10 期數的住宅物業的樓面平面圖
FLOOR PLANS OF RESIDENTIAL PROPERTIES IN THE PHASE

第1座 TOWER 1
1樓平面圖 1/F PLAN

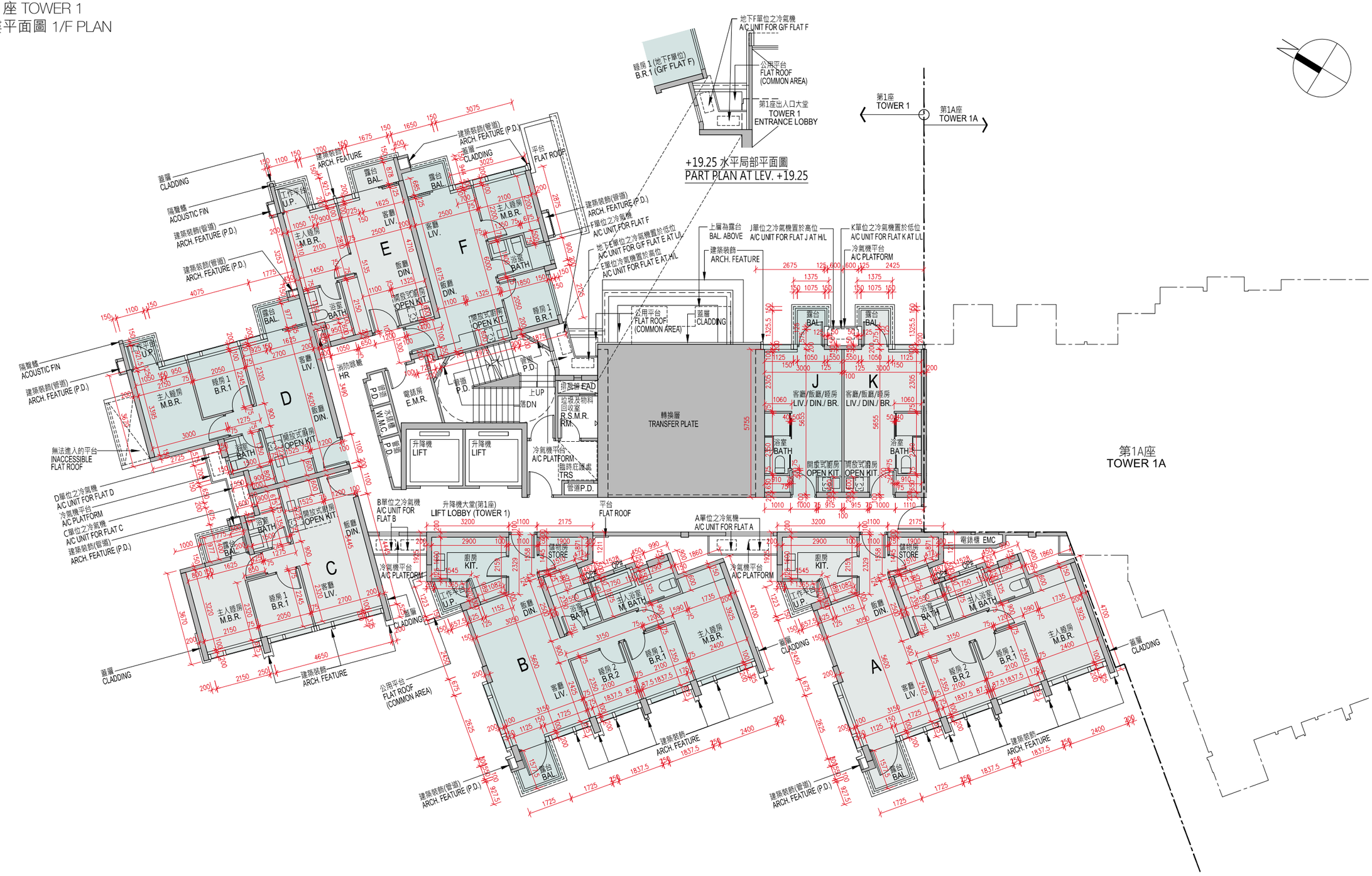

備註：
樓面平面圖之尺規所列數字為以毫米標示之建築結構尺寸。
Note:
The dimensions of the floor plans are all structural dimensions in millimeter.

SCALE
比例 0 5 10M(米)

10 期數的住宅物業的樓面平面圖
FLOOR PLANS OF RESIDENTIAL PROPERTIES IN THE PHASE

描述 Description	樓層 Floor	單位 Flat							
		A	B	C	D	E	F	J	K
每個住宅物業的樓板(不包括灰泥)的厚度 (毫米) The thickness of the floor slabs (excluding plaster) of each residential property (mm)	1樓 1/F	150	150	150	150	150	150	150	150
每個住宅物業的層與層之間的高度(指該樓層之石屎地台面與上一層石屎地台面之高度距離) (米) The floor-to-floor height (refers to the height between the top surface of the structural slab of a floor and the top surface of the structural slab of its immediate upper floor) of each residential property (m)		3.15	3.15	3.15	3.15	3.15	3.15	3.15	3.15

1. 因住宅物業的較高樓層的結構牆的厚度遞減，較高樓層的內部面積，一般比較低樓層的內部面積稍大。
2. 以上平面圖中顯示之名詞、簡稱及其適用的附註，請參閱本售樓説明書第23頁。
1. The internal areas of the residential properties on the upper floors will generally be slightly larger than those on the lower floors because of the reducing thickness of the structural walls on the upper floors.
2. Please refer to page 23 of this sales brochure for legend of the terms and abbreviations shown on the floor plan above and the explanatory notes that are applicable thereto.

10 期數的住宅物業的樓面平面圖
FLOOR PLANS OF RESIDENTIAL PROPERTIES IN THE PHASE

第1座 TOWER 1
2樓, 3樓, 5樓-12樓, 15樓-21樓平面圖 2/F, 3/F, 5F-12/F, 15F-21/F PLAN

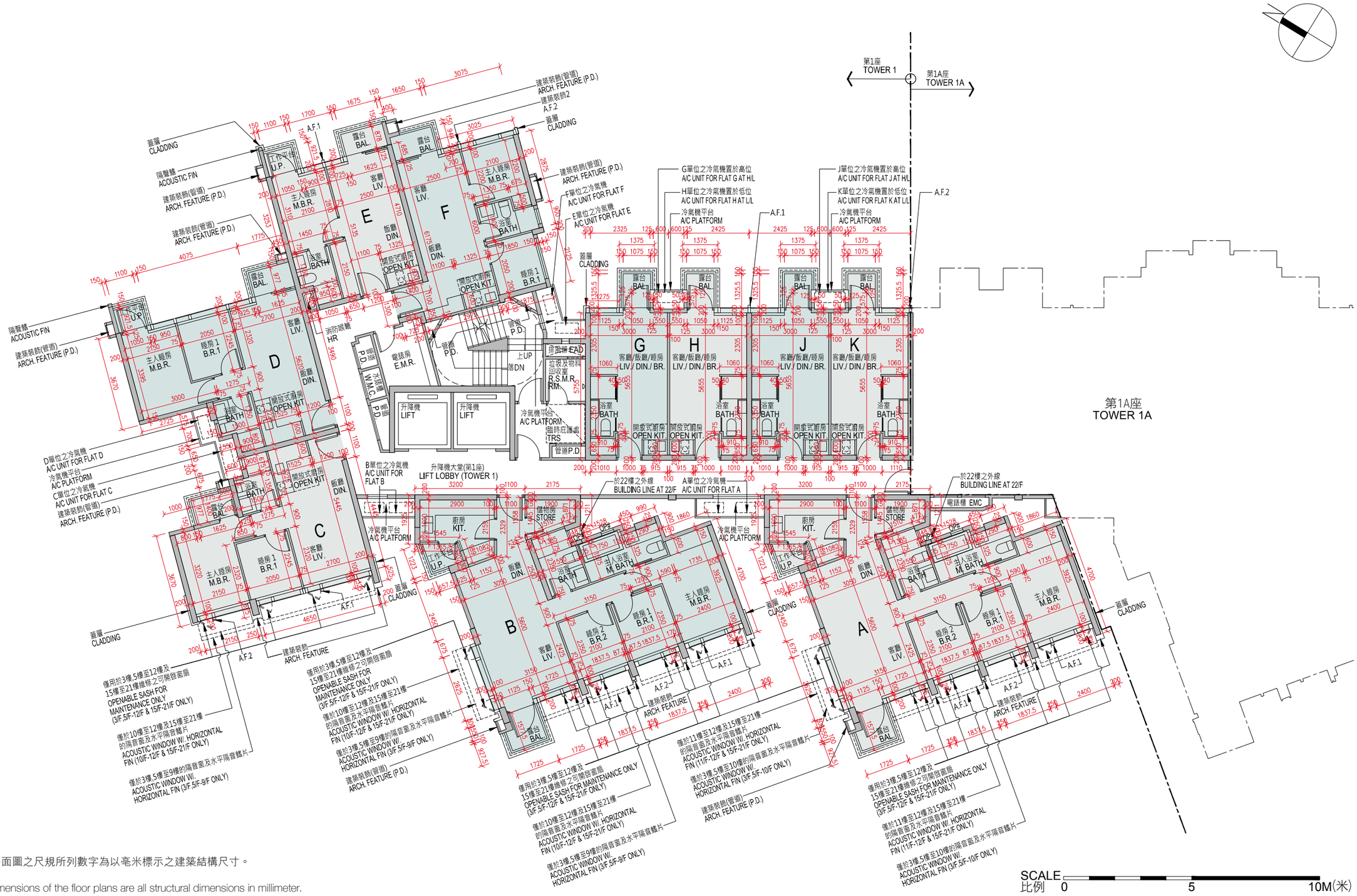

備註：
樓面平面圖之尺規所列數字為以毫米標示之建築結構尺寸。
Note:
The dimensions of the floor plans are all structural dimensions in millimeter.

10 期數的住宅物業的樓面平面圖
FLOOR PLANS OF RESIDENTIAL PROPERTIES IN THE PHASE

描述 Description	樓層 Floor	單位 Flat									
		A	B	C	D	E	F	G	H	J	K
每個住宅物業的樓板(不包括灰泥)的厚度 (毫米) The thickness of the floor slabs (excluding plaster) of each residential property (mm)	2樓, 3樓, 5樓-12樓, 15樓-21樓 2/F, 3/F, 5F-12/F, 15F-21/F	150	150	150	150	150	150	150	150	150	150
每個住宅物業的層與層之間的高度(指該樓層之石屎地台面與上一層石屎地台面之高度距離) (米) The floor-to-floor height (refers to the height between the top surface of the structural slab of a floor and the top surface of the structural slab of its immediate upper floor) of each residential property (m)		3.15	3.15	3.15	3.15	3.15	3.15	3.15	3.15	3.15	3.15

1. 因住宅物業的較高樓層的結構牆的厚度遞減，較高樓層的內部面積，一般比較低樓層的內部面積稍大。
2. 以上平面圖中顯示之名詞、簡稱及其適用的附註，請參閱本售樓説明書第23頁。
1. The internal areas of the residential properties on the upper floors will generally be slightly larger than those on the lower floors because of the reducing thickness of the structural walls on the upper floors.
2. Please refer to page 23 of this sales brochure for legend of the terms and abbreviations shown on the floor plan above and the explanatory notes that are applicable thereto.

第1座 TOWER 1
22樓平面圖 22/F PLAN

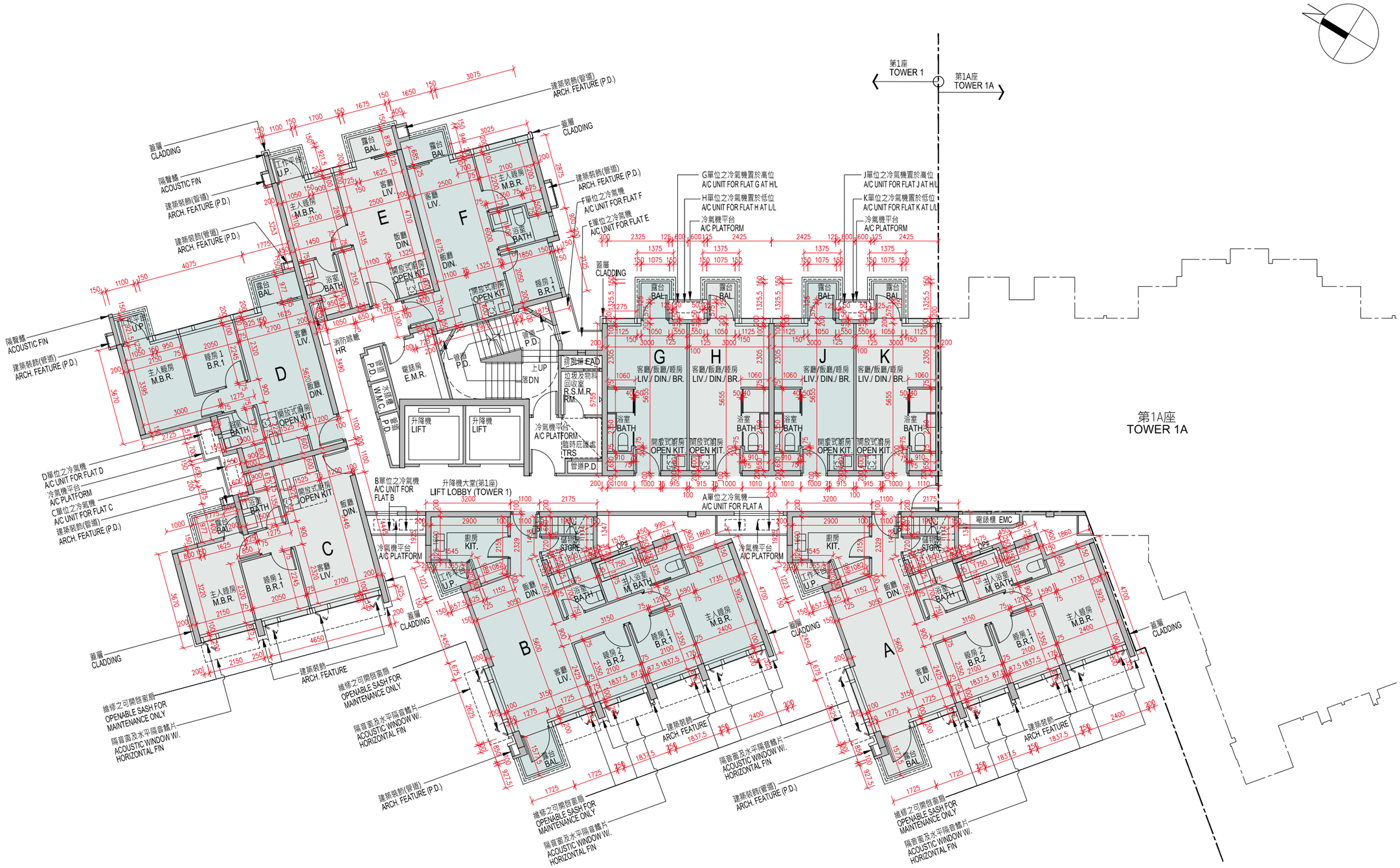

備註：
樓面平面圖之尺規所列數字為以毫米標示之建築結構尺寸。
Note:
The dimensions of the floor plans are all structural dimensions in millimeter.

SCALE
比例 0 5 10M(米)

10 期數的住宅物業的樓面平面圖
FLOOR PLANS OF RESIDENTIAL PROPERTIES IN THE PHASE

描述 Description	樓層 Floor	單位 Flat									
		A	B	C	D	E	F	G	H	J	K
每個住宅物業的樓板(不包括灰泥)的厚度 (毫米) The thickness of the floor slabs (excluding plaster) of each residential property (mm)	22樓 22/F	150 200	150 200	150 200	150 200	150 200	150 200	150 200	150 200	150 200	150 200
每個住宅物業的層與層之間的高度(指該樓層之石屎地台面與上一層石屎地台面之高度距離) (米) The floor-to-floor height (refers to the height between the top surface of the structural slab of a floor and the top surface of the structural slab of its immediate upper floor) of each residential property (m)		3.15 3.20 3.45	3.15 3.20 3.45	3.15 3.20 3.40	3.15 3.20 3.40	3.15 3.20 3.45	3.15 3.20 3.40 3.45	3.15 3.20 3.45	3.15 3.20 3.45	3.15 3.20 3.45	3.15 3.20 3.45

1. 因住宅物業的較高樓層的結構牆的厚度遞減，較高樓層的內部面積，一般比較低樓層的內部面積稍大。
2. 以上平面圖中顯示之名詞、簡稱及其適用的附註，請參閱本售樓説明書第23頁。
1. The internal areas of the residential properties on the upper floors will generally be slightly larger than those on the lower floors because of the reducing thickness of the structural walls on the upper floors.
2. Please refer to page 23 of this sales brochure for legend of the terms and abbreviations shown on the floor plan above and the explanatory notes that are applicable thereto.

10 期數的住宅物業的樓面平面圖
FLOOR PLANS OF RESIDENTIAL PROPERTIES IN THE PHASE

第1座 TOWER 1
天台平面圖 R/F PLAN

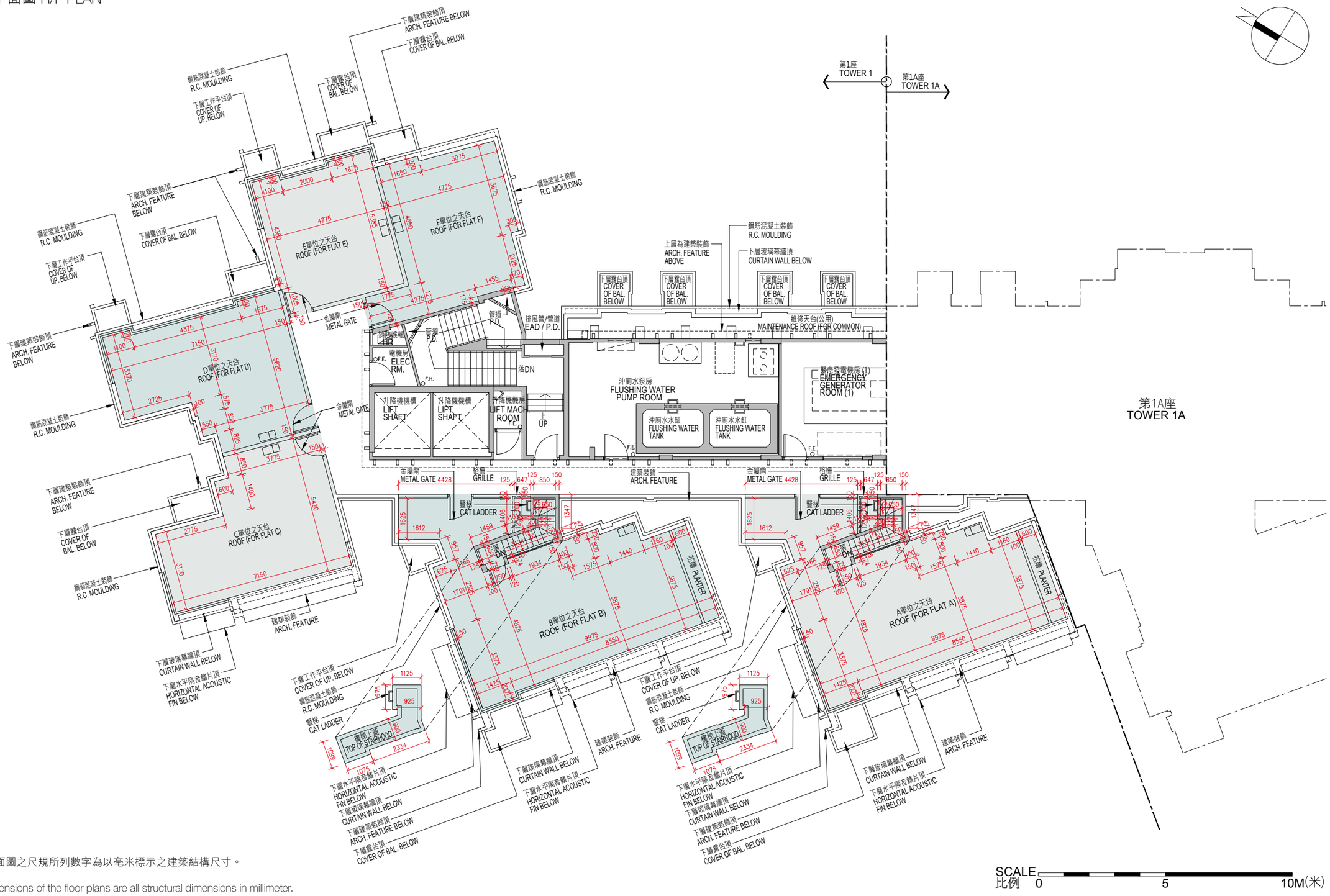

備註：
樓面平面圖之尺規所列數字為以毫米標示之建築結構尺寸。
Note:
The dimensions of the floor plans are all structural dimensions in millimeter.

10 期數的住宅物業的樓面平面圖
FLOOR PLANS OF RESIDENTIAL PROPERTIES IN THE PHASE

描述 Description	樓層 Floor	單位 Flat					
		A	B	C	D	E	F
每個住宅物業的樓板(不包括灰泥)的厚度 (毫米) The thickness of the floor slabs (excluding plaster) of each residential property (mm)	天台 Roof	不適用 Not applicable					
每個住宅物業的層與層之間的高度(指該樓層之石屎地台面與上一層石屎地台面之高度距離) (米) The floor-to-floor height (refers to the height between the top surface of the structural slab of a floor and the top surface of the structural slab of its immediate upper floor) of each residential property (m)							

1. 因住宅物業的較高樓層的結構牆的厚度遞減，較高樓層的內部面積，一般比較低樓層的內部面積稍大。
2. 以上平面圖中顯示之名詞、簡稱及其適用的附註，請參閱本售樓説明書第23頁。
1. The internal areas of the residential properties on the upper floors will generally be slightly larger than those on the lower floors because of the reducing thickness of the structural walls on the upper floors.
2. Please refer to page 23 of this sales brochure for legend of the terms and abbreviations shown on the floor plan above and the explanatory notes that are applicable thereto.

10 期數的住宅物業的樓面平面圖
FLOOR PLANS OF RESIDENTIAL PROPERTIES IN THE PHASE

第1A座 TOWER 1A
地下平面圖 G/F PLAN

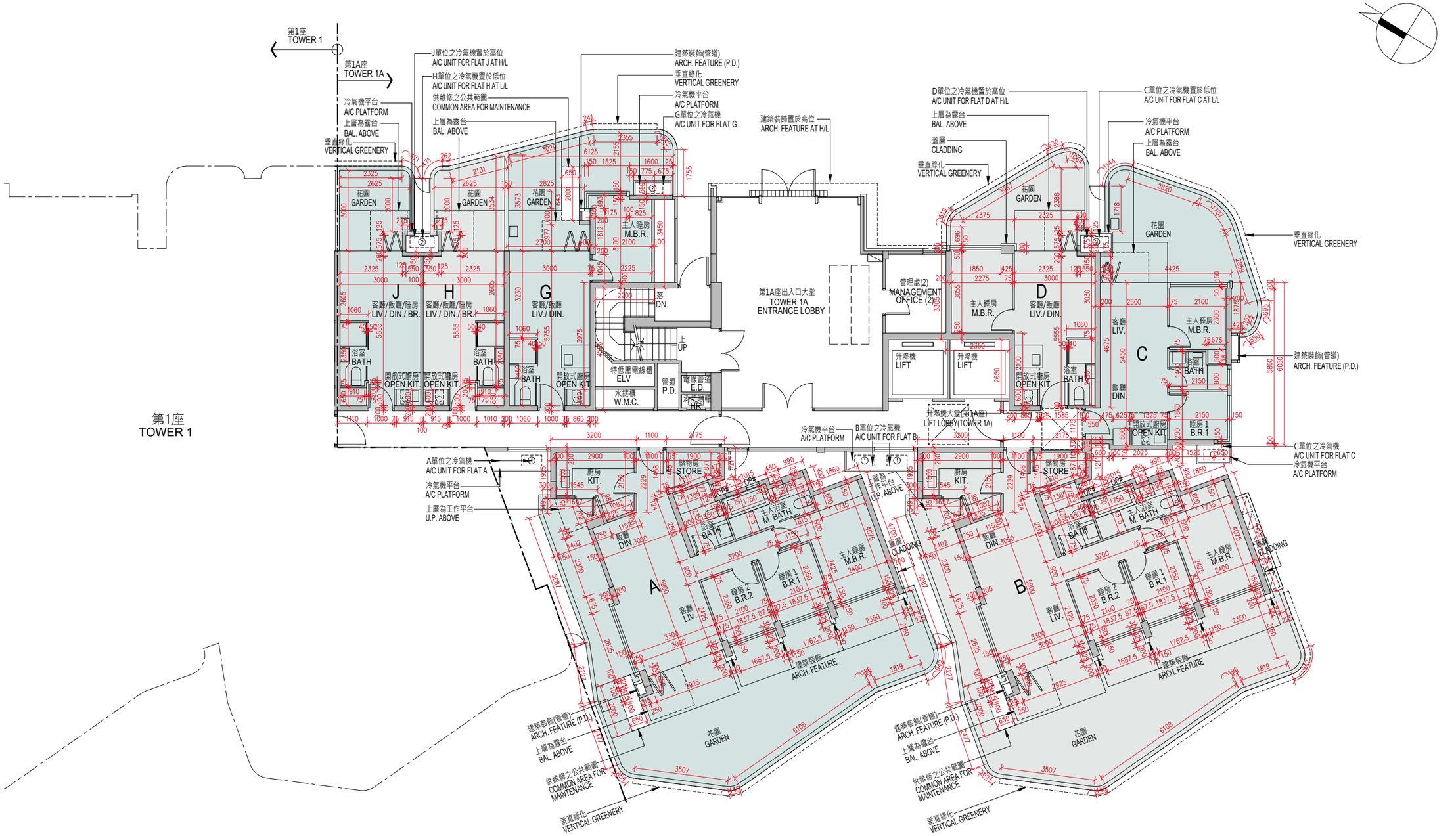

備註：
樓面平面圖之尺規所列數字為以毫米標示之建築結構尺寸。
Note:
The dimensions of the floor plans are all structural dimensions in millimeter.

10 期數的住宅物業的樓面平面圖
FLOOR PLANS OF RESIDENTIAL PROPERTIES IN THE PHASE

描述 Description	樓層 Floor	單位 Flat						
		A	B	C	D	G	H	J
每個住宅物業的樓板(不包括灰泥)的厚度 (毫米) The thickness of the floor slabs (excluding plaster) of each residential property (mm)	地下 G/F	150	150	150	150	150	150	150
每個住宅物業的層與層之間的高度(指該樓層之石屎地台面與上一層石屎地台面之高度距離) (米) The floor-to-floor height (refers to the height between the top surface of the structural slab of a floor and the top surface of the structural slab of its immediate upper floor) of each residential property (m)		3.50 3.60 3.90	3.50 3.60 3.90	3.50 3.60 3.90	3.50 3.60 3.90	3.50 3.60 3.90	3.50 3.60 3.90	3.50 3.60 3.90

1. 因住宅物業的較高樓層的結構牆的厚度遞減，較高樓層的內部面積，一般比較低樓層的內部面積稍大。
2. 以上平面圖中顯示之名詞、簡稱及其適用的附註，請參閱本售樓説明書第23頁。
1. The internal areas of the residential properties on the upper floors will generally be slightly larger than those on the lower floors because of the reducing thickness of the structural walls on the upper floors.
2. Please refer to page 23 of this sales brochure for legend of the terms and abbreviations shown on the floor plan above and the explanatory notes that are applicable thereto.

10 期數的住宅物業的樓面平面圖
FLOOR PLANS OF RESIDENTIAL PROPERTIES IN THE PHASE

第1A座 TOWER 1A
1樓平面圖 1/F PLAN

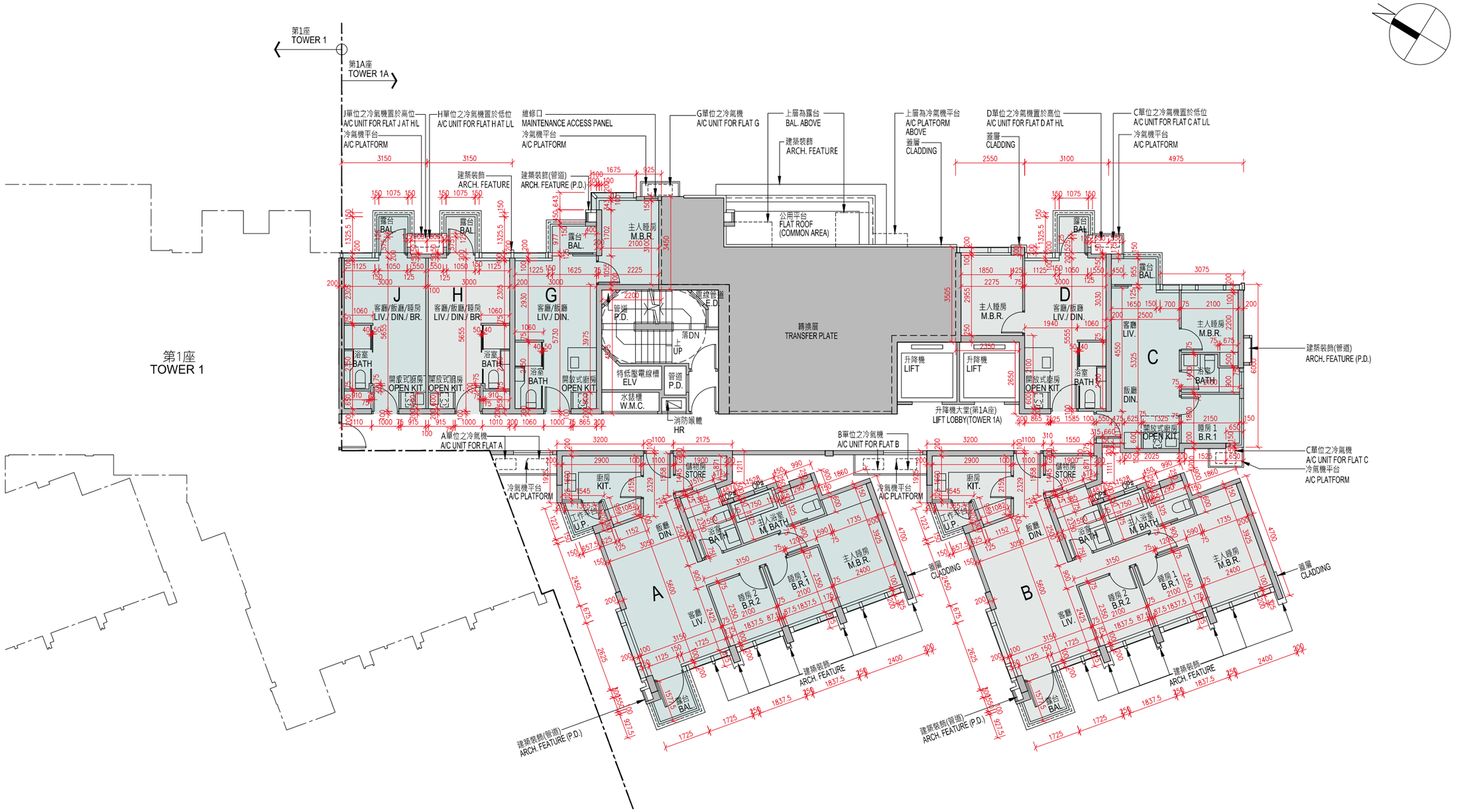

備註：
樓面平面圖之尺規所列數字為以毫米標示之建築結構尺寸。
Note:
The dimensions of the floor plans are all structural dimensions in millimeter.

SCALE
比例 0 5 10M(米)

10 期數的住宅物業的樓面平面圖
FLOOR PLANS OF RESIDENTIAL PROPERTIES IN THE PHASE

描述 Description	樓層 Floor	單位 Flat						
		A	B	C	D	G	H	J
每個住宅物業的樓板(不包括灰泥)的厚度 (毫米) The thickness of the floor slabs (excluding plaster) of each residential property (mm)	1樓 1/F	150	150	150	150	150	150	150
每個住宅物業的層與層之間的高度(指該樓層之石屎地台面與上一層石屎地台面之高度距離) (米) The floor-to-floor height (refers to the height between the top surface of the structural slab of a floor and the top surface of the structural slab of its immediate upper floor) of each residential property (m)		3.15	3.15	3.15	3.15	3.15	3.15	3.15

1. 因住宅物業的較高樓層的結構牆的厚度遞減，較高樓層的內部面積，一般比較低樓層的內部面積稍大。
2. 以上平面圖中顯示之名詞、簡稱及其適用的附註，請參閱本售樓説明書第23頁。
1. The internal areas of the residential properties on the upper floors will generally be slightly larger than those on the lower floors because of the reducing thickness of the structural walls on the upper floors.
2. Please refer to page 23 of this sales brochure for legend of the terms and abbreviations shown on the floor plan above and the explanatory notes that are applicable thereto.

10 期數的住宅物業的樓面平面圖
FLOOR PLANS OF RESIDENTIAL PROPERTIES IN THE PHASE

第1A座 TOWER 1A
2樓, 3樓, 5樓-12樓, 15樓-21樓平面圖 2/F, 3/F, 5F-12/F, 15F-21/F PLAN

備註：
樓面平面圖之尺規所列數字為以毫米標示之建築結構尺寸。
Note:
The dimensions of the floor plans are all structural dimensions in millimeter.

SCALE
比例 0 5 10M(米)

10 期數的住宅物業的樓面平面圖
FLOOR PLANS OF RESIDENTIAL PROPERTIES IN THE PHASE

描述 Description	樓層 Floor	單位 Flat								
		A	B	C	D	E	F	G	H	J
每個住宅物業的樓板(不包括灰泥)的厚度 (毫米) The thickness of the floor slabs (excluding plaster) of each residential property (mm)	2樓, 3樓, 5樓-12樓, 15樓-21樓 2/F, 3/F, 5F-12/F, 15F-21/F	150	150	150	150	150	150	150	150	150
每個住宅物業的層與層之間的高度(指該樓層之石屎地台面與上一層石屎地台面之高度距離) (米) The floor-to-floor height (refers to the height between the top surface of the structural slab of a floor and the top surface of the structural slab of its immediate upper floor) of each residential property (m)		3.15	3.15	3.15	3.15	3.15	3.15	3.15	3.15	3.15

1. 因住宅物業的較高樓層的結構牆的厚度遞減，較高樓層的內部面積，一般比較低樓層的內部面積稍大。
2. 以上平面圖中顯示之名詞、簡稱及其適用的附註，請參閱本售樓説明書第23頁。
1. The internal areas of the residential properties on the upper floors will generally be slightly larger than those on the lower floors because of the reducing thickness of the structural walls on the upper floors.
2. Please refer to page 23 of this sales brochure for legend of the terms and abbreviations shown on the floor plan above and the explanatory notes that are applicable thereto.

10 期數的住宅物業的樓面平面圖
FLOOR PLANS OF RESIDENTIAL PROPERTIES IN THE PHASE

第1A座 TOWER 1A
22樓平面圖 22/F PLAN

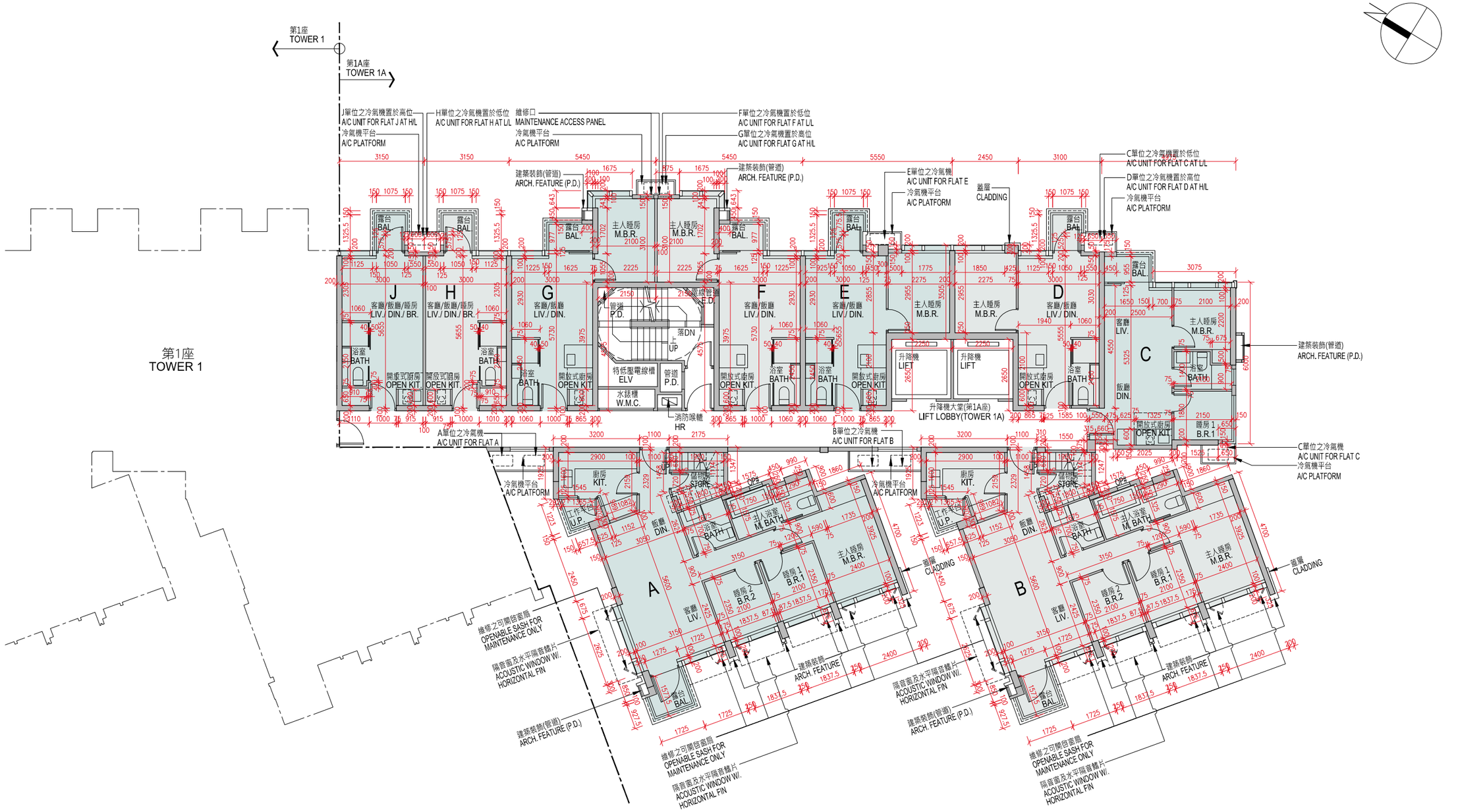

備註：
樓面平面圖之尺規所列數字為以毫米標示之建築結構尺寸。
Note:
The dimensions of the floor plans are all structural dimensions in millimeter.

SCALE
比例 0 5 10M(米)

10 期數的住宅物業的樓面平面圖
FLOOR PLANS OF RESIDENTIAL PROPERTIES IN THE PHASE

描述 Description	樓層 Floor	單位 Flat								
		A	B	C	D	E	F	G	H	J
每個住宅物業的樓板(不包括灰泥)的厚度 (毫米) The thickness of the floor slabs (excluding plaster) of each residential property (mm)	22樓 22/F	150 200	150 200	150 200	150 200	150 200	150 200	150 200	150 200	150 200
每個住宅物業的層與層之間的高度(指該樓層之石屎地台面與上一層石屎地台面之高度距離) (米) The floor-to-floor height (refers to the height between the top surface of the structural slab of a floor and the top surface of the structural slab of its immediate upper floor) of each residential property (m)		3.15 3.20 3.45	3.15 3.20 3.45	3.15 3.20 3.40 3.45	3.15 3.20 3.45	3.15 3.20 3.45	3.15 3.20 3.45	3.15 3.20 3.45	3.15 3.20 3.45	3.15 3.20 3.45

1. 因住宅物業的較高樓層的結構牆的厚度遞減，較高樓層的內部面積，一般比較低樓層的內部面積稍大。
2. 以上平面圖中顯示之名詞、簡稱及其適用的附註，請參閱本售樓説明書第23頁。
1. The internal areas of the residential properties on the upper floors will generally be slightly larger than those on the lower floors because of the reducing thickness of the structural walls on the upper floors.
2. Please refer to page 23 of this sales brochure for legend of the terms and abbreviations shown on the floor plan above and the explanatory notes that are applicable thereto.

10 期數的住宅物業的樓面平面圖
FLOOR PLANS OF RESIDENTIAL PROPERTIES IN THE PHASE

第1A座 TOWER 1A
天台平面圖 R/F PLAN

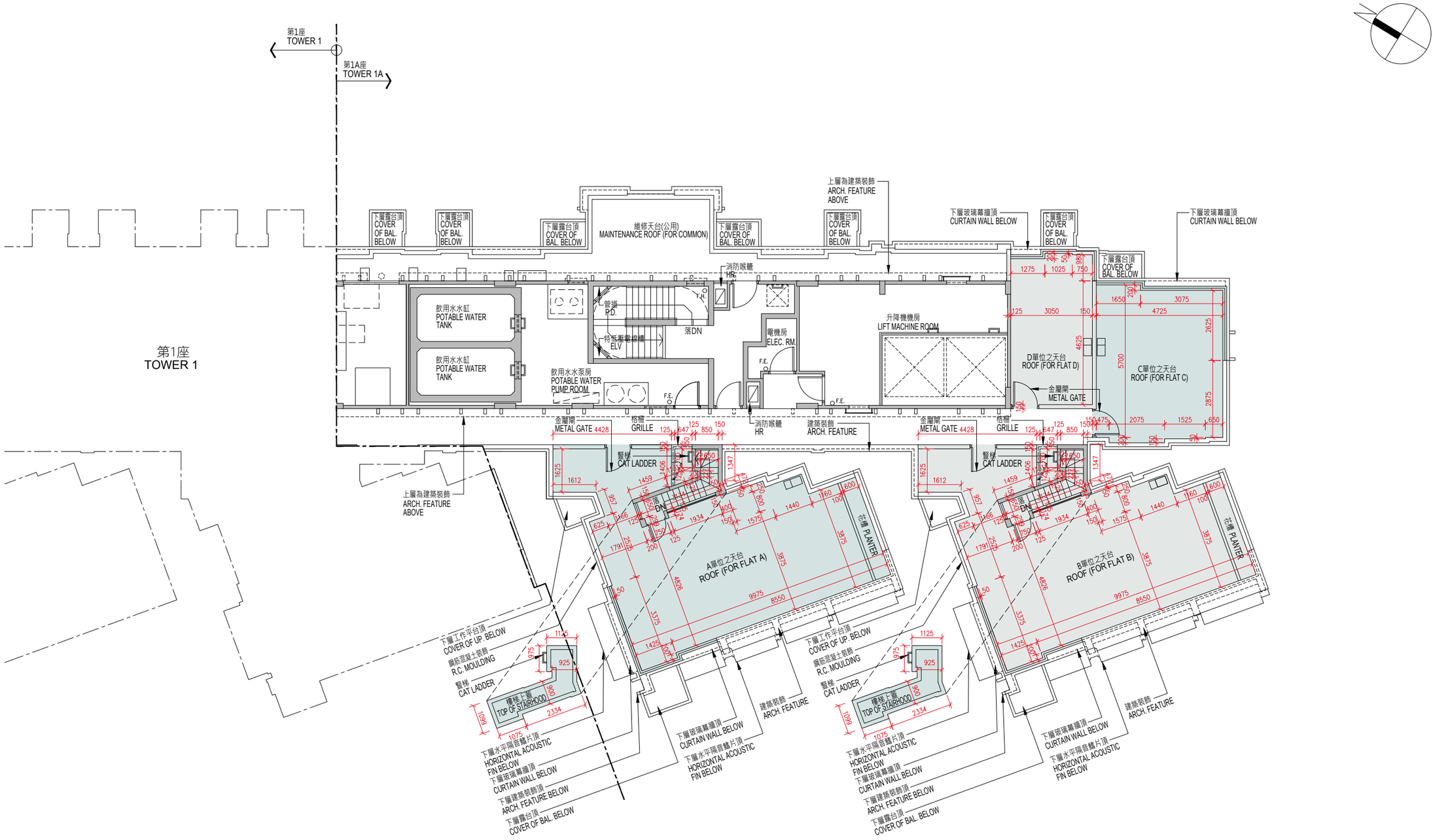

備註：
樓面平面圖之尺規所列數字為以毫米標示之建築結構尺寸。
Note:
The dimensions of the floor plans are all structural dimensions in millimeter.

SCALE
比例 0 5 10M(米)

10 期數的住宅物業的樓面平面圖
FLOOR PLANS OF RESIDENTIAL PROPERTIES IN THE PHASE

描述 Description	樓層 Floor	單位 Flat			
		A	B	C	D
每個住宅物業的樓板(不包括灰泥)的厚度 (毫米) The thickness of the floor slabs (excluding plaster) of each residential property (mm)	天台 Roof	不適用 Not applicable			
每個住宅物業的層與層之間的高度(指該樓層之石屎地台面與上一層石屎地台面之高度距離) (米) The floor-to-floor height (refers to the height between the top surface of the structural slab of a floor and the top surface of the structural slab of its immediate upper floor) of each residential property (m)					

1. 因住宅物業的較高樓層的結構牆的厚度遞減，較高樓層的內部面積，一般比較低樓層的內部面積稍大。
2. 以上平面圖中顯示之名詞、簡稱及其適用的附註，請參閱本售樓説明書第23頁。
1. The internal areas of the residential properties on the upper floors will generally be slightly larger than those on the lower floors because of the reducing thickness of the structural walls on the upper floors.
2. Please refer to page 23 of this sales brochure for legend of the terms and abbreviations shown on the floor plan above and the explanatory notes that are applicable thereto.

10 期數的住宅物業的樓面平面圖
FLOOR PLANS OF RESIDENTIAL PROPERTIES IN THE PHASE

第2座 TOWER 2
2樓, 3樓, 5樓-12樓, 15樓-21樓平面圖 2/F, 3/F, 5F-12/F, 15F-21/F PLAN

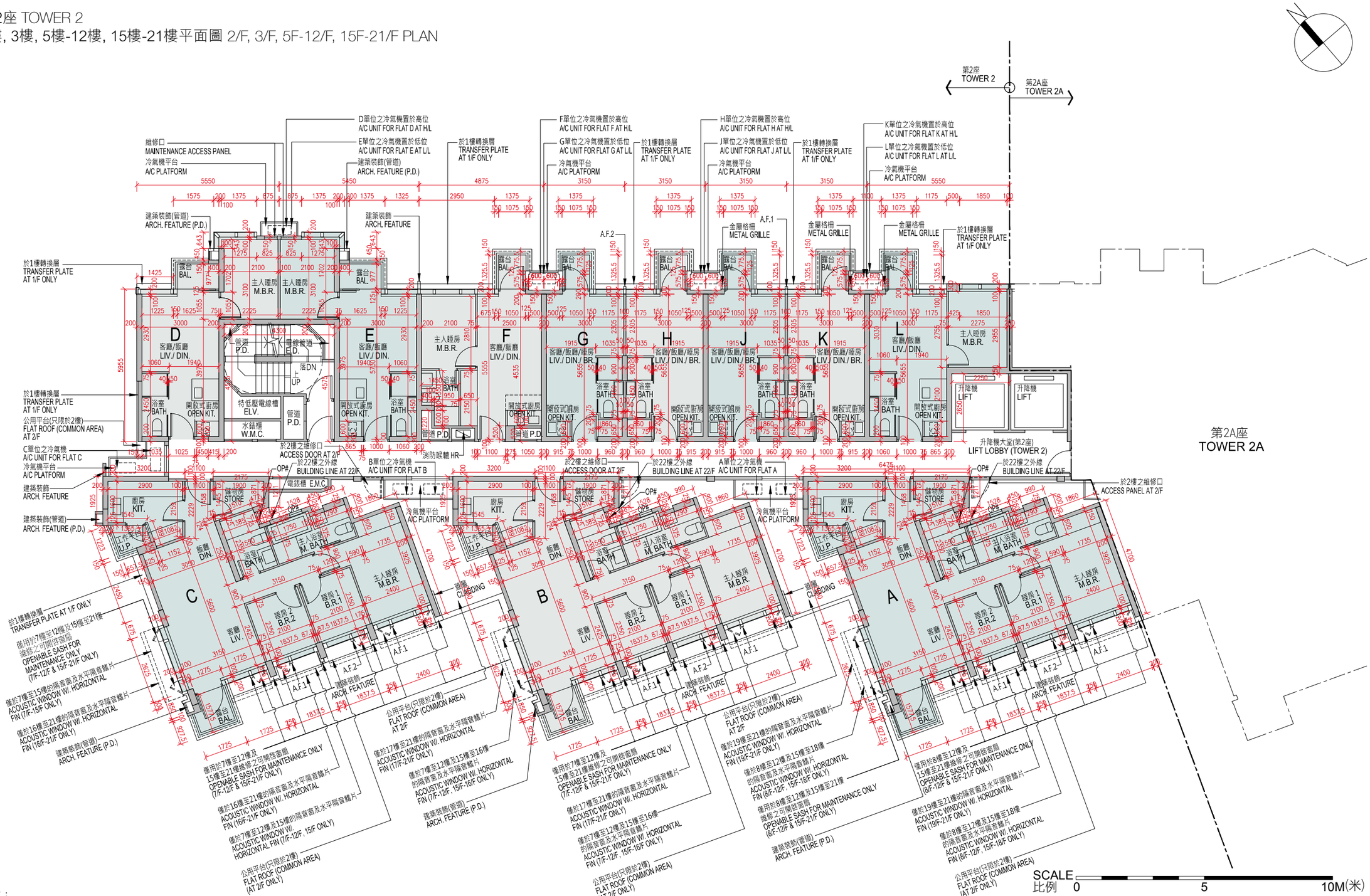

備註：
樓面平面圖之尺規所列數字為以毫米標示之建築結構尺寸。
Note:
The dimensions of the floor plans are all structural dimensions in millimeter.

10 期數的住宅物業的樓面平面圖
FLOOR PLANS OF RESIDENTIAL PROPERTIES IN THE PHASE

描述 Description	樓層 Floor	單位 Flat										
		A	B	C	D	E	F	G	H	J	K	L
每個住宅物業的樓板(不包括灰泥)的厚度 (毫米) The thickness of the floor slabs (excluding plaster) of each residential property (mm)	2樓, 3樓, 5樓-12樓, 15樓-21樓 2/F, 3/F, 5F-12/F, 15F-21/F	150	150	150	150	150	150	150	150	150	150	150
每個住宅物業的層與層之間的高度(指該樓層之石屎地台面與上一層石屎地台面之高度距離) (米) The floor-to-floor height (refers to the height between the top surface of the structural slab of a floor and the top surface of the structural slab of its immediate upper floor) of each residential property (m)		3.15	3.15	3.15	3.15	3.15	3.15	3.15	3.15	3.15	3.15	3.15

1. 因住宅物業的較高樓層的結構牆的厚度遞減，較高樓層的內部面積，一般比較低樓層的內部面積稍大。
2. 以上平面圖中顯示之名詞、簡稱及其適用的附註，請參閱本售樓説明書第23頁。
1. The internal areas of the residential properties on the upper floors will generally be slightly larger than those on the lower floors because of the reducing thickness of the structural walls on the upper floors.
2. Please refer to page 23 of this sales brochure for legend of the terms and abbreviations shown on the floor plan above and the explanatory notes that are applicable thereto.

10 期數的住宅物業的樓面平面圖
FLOOR PLANS OF RESIDENTIAL PROPERTIES IN THE PHASE

第2座 TOWER 2
22樓平面圖 22/F PLAN

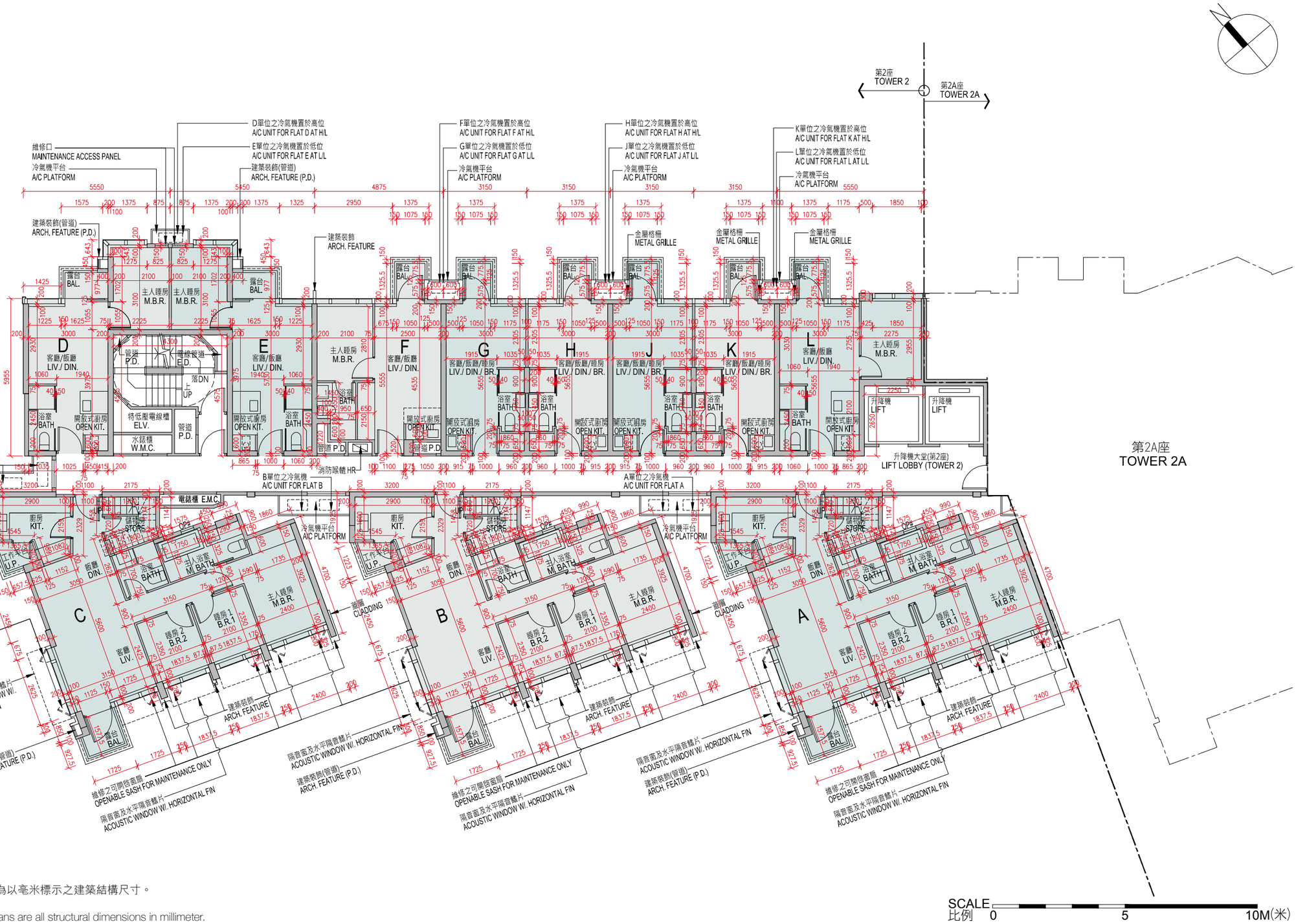

備註：
樓面平面圖之尺規所列數字為以毫米標示之建築結構尺寸。
Note:
The dimensions of the floor plans are all structural dimensions in millimeter.

10 期數的住宅物業的樓面平面圖
FLOOR PLANS OF RESIDENTIAL PROPERTIES IN THE PHASE

描述 Description	樓層 Floor	單位 Flat										
		A	B	C	D	E	F	G	H	J	K	L
每個住宅物業的樓板(不包括灰泥)的厚度 (毫米) The thickness of the floor slabs (excluding plaster) of each residential property (mm)	22樓 22/F	150 200	150 200	150 200	150 200	150 200	150 200	150 200	150 200	150 200	150 200	150 200
每個住宅物業的層與層之間的高度(指該樓層之石屎地台面與上一層石屎地台面之高度距離) (米) The floor-to-floor height (refers to the height between the top surface of the structural slab of a floor and the top surface of the structural slab of its immediate upper floor) of each residential property (m)		3.15 3.20 3.45	3.15 3.20 3.45	3.15 3.20 3.45	3.15 3.20 3.45	3.15 3.20 3.45	3.15 3.45	3.15 3.20 3.45	3.15 3.20 3.45	3.15 3.20 3.45	3.15 3.20 3.45	3.15 3.20 3.45

1. 因住宅物業的較高樓層的結構牆的厚度遞減，較高樓層的內部面積，一般比較低樓層的內部面積稍大。
2. 以上平面圖中顯示之名詞、簡稱及其適用的附註，請參閱本售樓説明書第23頁。
1. The internal areas of the residential properties on the upper floors will generally be slightly larger than those on the lower floors because of the reducing thickness of the structural walls on the upper floors.
2. Please refer to page 23 of this sales brochure for legend of the terms and abbreviations shown on the floor plan above and the explanatory notes that are applicable thereto.

10 期數的住宅物業的樓面平面圖
FLOOR PLANS OF RESIDENTIAL PROPERTIES IN THE PHASE

第2座 TOWER 2
天台平面圖 R/F PLAN

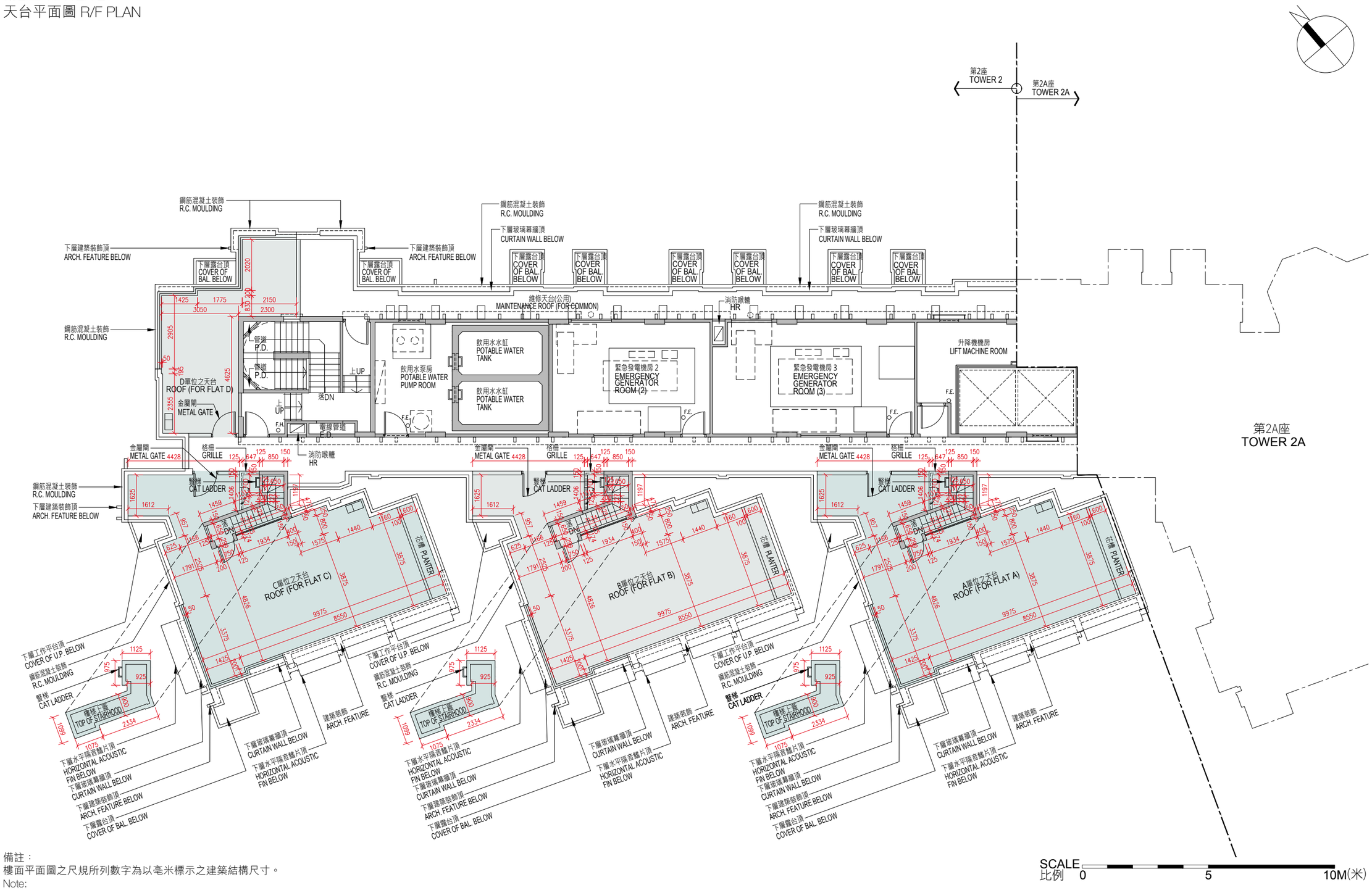

備註：
樓面平面圖之尺規所列數字為以毫米標示之建築結構尺寸。
Note:
The dimensions of the floor plans are all structural dimensions in millimeter.

10 期數的住宅物業的樓面平面圖
FLOOR PLANS OF RESIDENTIAL PROPERTIES IN THE PHASE

描述 Description	樓層 Floor	單位 Flat			
		A	B	C	D
每個住宅物業的樓板(不包括灰泥)的厚度 (毫米) The thickness of the floor slabs (excluding plaster) of each residential property (mm)	天台 Roof	不適用 Not applicable			
每個住宅物業的層與層之間的高度(指該樓層之石屎地台面與上一層石屎地台面之高度距離) (米) The floor-to-floor height (refers to the height between the top surface of the structural slab of a floor and the top surface of the structural slab of its immediate upper floor) of each residential property (m)					

1. 因住宅物業的較高樓層的結構牆的厚度遞減，較高樓層的內部面積，一般比較低樓層的內部面積稍大。
2. 以上平面圖中顯示之名詞、簡稱及其適用的附註，請參閱本售樓説明書第23頁。
1. The internal areas of the residential properties on the upper floors will generally be slightly larger than those on the lower floors because of the reducing thickness of the structural walls on the upper floors.
2. Please refer to page 23 of this sales brochure for legend of the terms and abbreviations shown on the floor plan above and the explanatory notes that are applicable thereto.

10 期數的住宅物業的樓面平面圖
FLOOR PLANS OF RESIDENTIAL PROPERTIES IN THE PHASE

第2A座 TOWER 2A
2樓, 3樓, 5樓-12樓, 15樓-21樓平面圖 2/F, 3/F, 5F-12/F, 15F-21/F PLAN

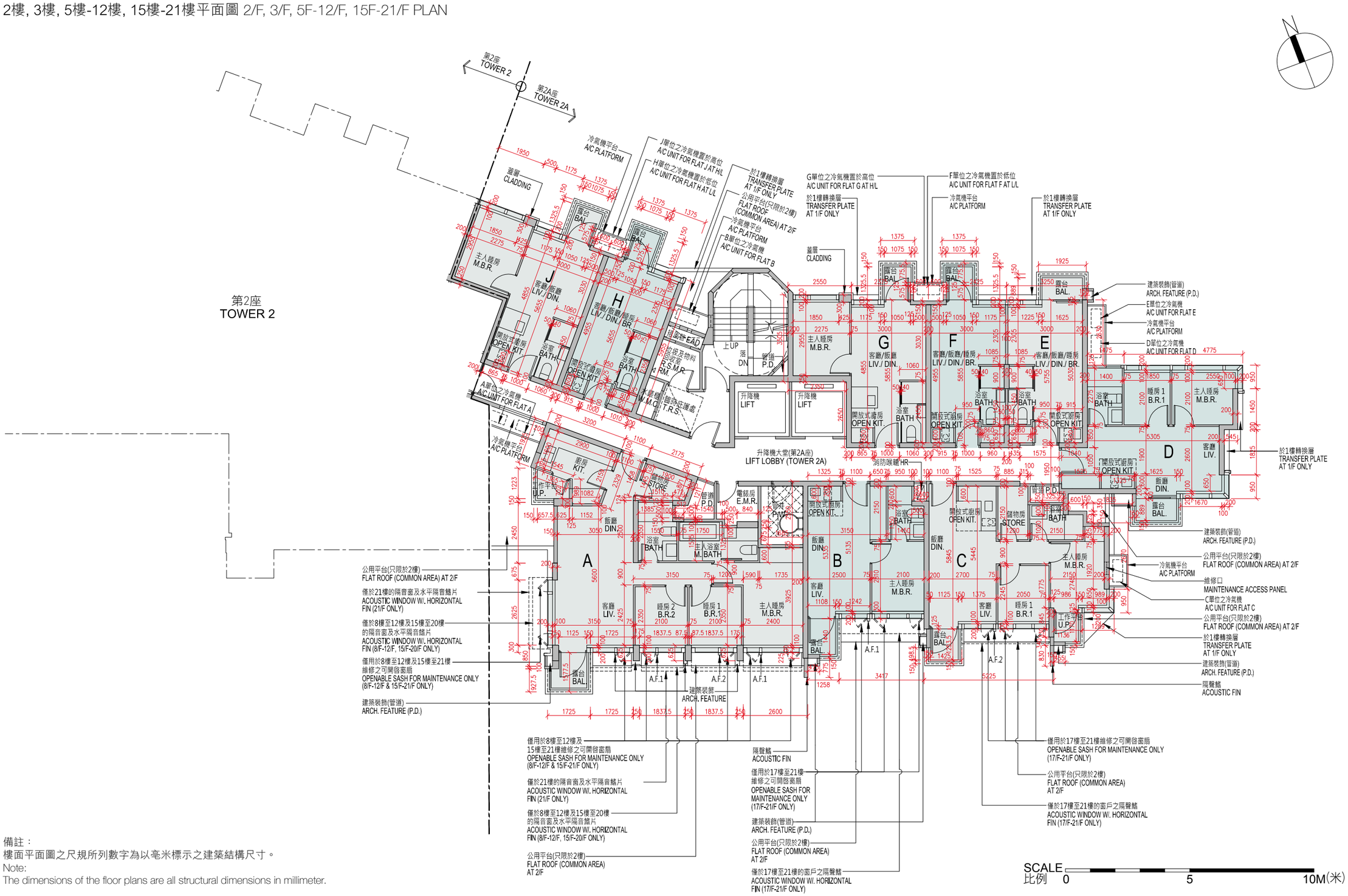

備註：
樓面平面圖之尺規所列數字為以毫米標示之建築結構尺寸。
Note:
The dimensions of the floor plans are all structural dimensions in millimeter.

10 期數的住宅物業的樓面平面圖
FLOOR PLANS OF RESIDENTIAL PROPERTIES IN THE PHASE

描述 Description	樓層 Floor	單位 Flat								
		A	B	C	D	E	F	G	H	J
每個住宅物業的樓板(不包括灰泥)的厚度 (毫米) The thickness of the floor slabs (excluding plaster) of each residential property (mm)	2樓, 3樓, 5樓-12樓, 15樓-21樓 2/F, 3/F, 5F-12/F, 15F-21/F	150	150	150	150	150	150	150	150	150
每個住宅物業的層與層之間的高度(指該樓層之石屎地台面與上一層石屎地台面之高度距離) (米) The floor-to-floor height (refers to the height between the top surface of the structural slab of a floor and the top surface of the structural slab of its immediate upper floor) of each residential property (m)		3.15	3.15	3.15	3.15	3.15	3.15	3.15	3.15	3.15

1. 因住宅物業的較高樓層的結構牆的厚度遞減，較高樓層的內部面積，一般比較低樓層的內部面積稍大。
2. 以上平面圖中顯示之名詞、簡稱及其適用的附註，請參閱本售樓説明書第23頁。
1. The internal areas of the residential properties on the upper floors will generally be slightly larger than those on the lower floors because of the reducing thickness of the structural walls on the upper floors.
2. Please refer to page 23 of this sales brochure for legend of the terms and abbreviations shown on the floor plan above and the explanatory notes that are applicable thereto.

10 期數的住宅物業的樓面平面圖
FLOOR PLANS OF RESIDENTIAL PROPERTIES IN THE PHASE

第2A座 TOWER 2A
22樓平面圖 22/F PLAN

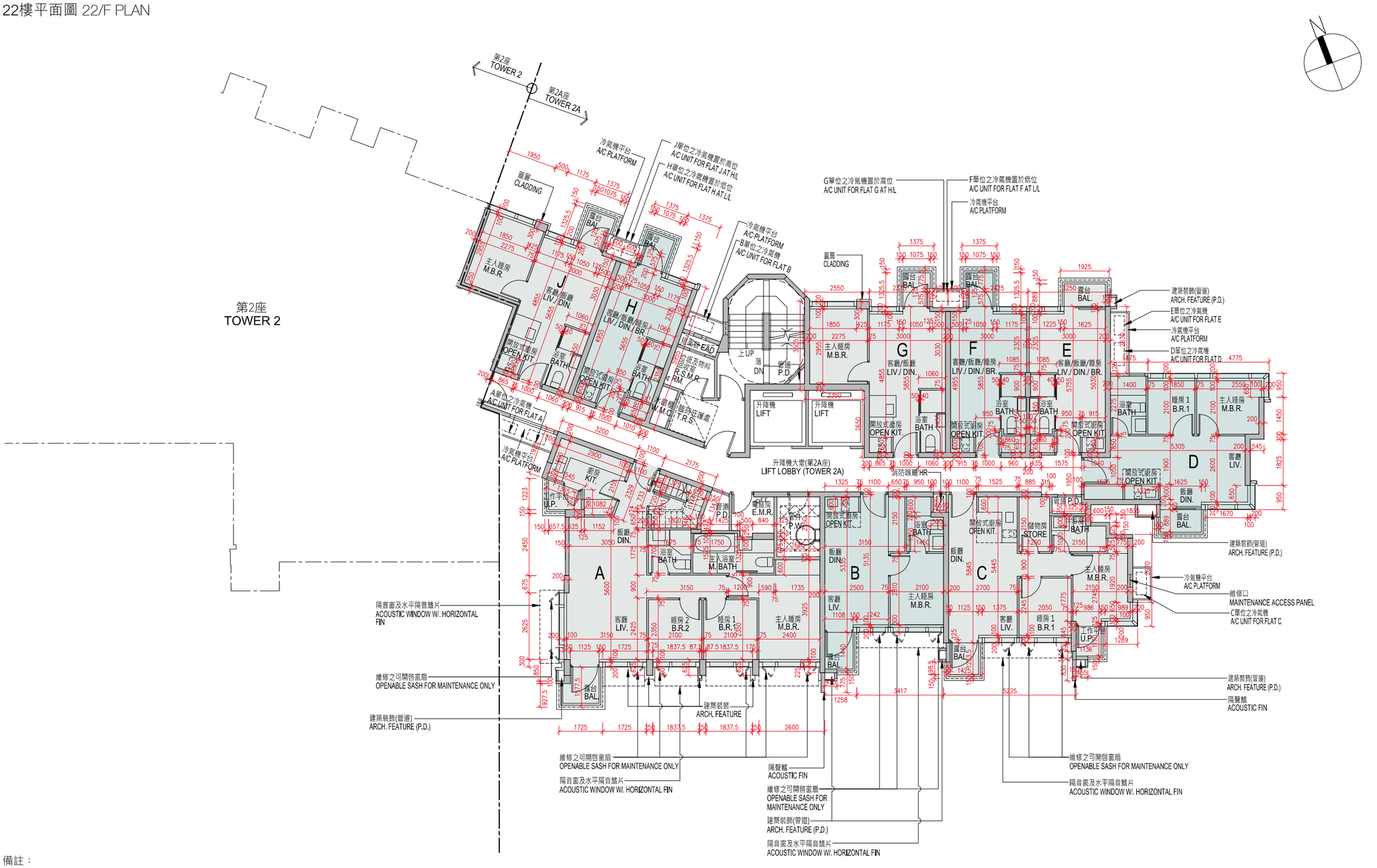

備註：
樓面平面圖之尺規所列數字為以毫米標示之建築結構尺寸。
Note:
The dimensions of the floor plans are all structural dimensions in millimeter.

SCALE 比例 0 5 10M(米)

描述 Description	樓層 Floor	單位 Flat								
		A	B	C	D	E	F	G	H	J
每個住宅物業的樓板(不包括灰泥)的厚度 (毫米) The thickness of the floor slabs (excluding plaster) of each residential property (mm)	22樓 22/F	150 200	150 200	150 200	150 200	150 200	150 200	150 200	150 200	150 200
每個住宅物業的層與層之間的高度(指該樓層之石屎地台面與上一層石屎地台面之高度距離) (米) The floor-to-floor height (refers to the height between the top surface of the structural slab of a floor and the top surface of the structural slab of its immediate upper floor) of each residential property (m)		3.15 3.20 3.45	3.15 3.45	3.15 3.20 3.45	3.15 3.20 3.45	3.15 3.20 3.45	3.15 3.20 3.45	3.15 3.20 3.45	3.15 3.20 3.45	3.15 3.20 3.45

1. 因住宅物業的較高樓層的結構牆的厚度遞減，較高樓層的內部面積，一般比較低樓層的內部面積稍大。
2. 以上平面圖中顯示之名詞、簡稱及其適用的附註，請參閱本售樓説明書第23頁。
1. The internal areas of the residential properties on the upper floors will generally be slightly larger than those on the lower floors because of the reducing thickness of the structural walls on the upper floors.
2. Please refer to page 23 of this sales brochure for legend of the terms and abbreviations shown on the floor plan above and the explanatory notes that are applicable thereto.

第2A座 TOWER 2A
天台平面圖 R/F PLAN

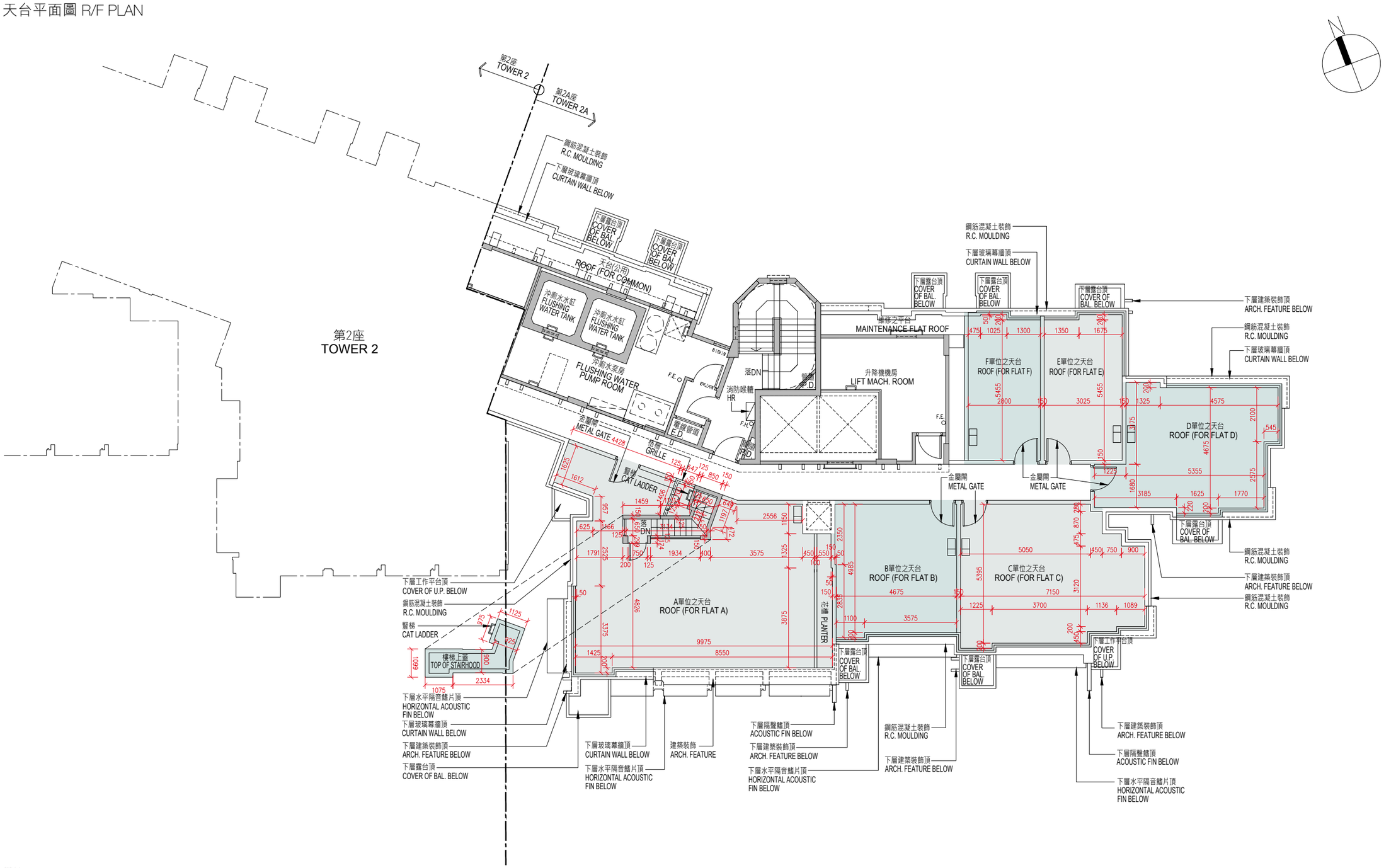

備註：
樓面平面圖之尺規所列數字為以毫米標示之建築結構尺寸。
Note:
The dimensions of the floor plans are all structural dimensions in millimeter.

SCALE 比例 0 5 10M(米)

10 期數的住宅物業的樓面平面圖
FLOOR PLANS OF RESIDENTIAL PROPERTIES IN THE PHASE

描述 Description	樓層 Floor	單位 Flat					
		A	B	C	D	E	F
每個住宅物業的樓板(不包括灰泥)的厚度 (毫米) The thickness of the floor slabs (excluding plaster) of each residential property (mm)	天台 Roof	不適用 Not applicable					
每個住宅物業的層與層之間的高度(指該樓層之石屎地台面與上一層石屎地台面之高度距離) (米) The floor-to-floor height (refers to the height between the top surface of the structural slab of a floor and the top surface of the structural slab of its immediate upper floor) of each residential property (m)							

1. 因住宅物業的較高樓層的結構牆的厚度遞減，較高樓層的內部面積，一般比較低樓層的內部面積稍大。
2. 以上平面圖中顯示之名詞、簡稱及其適用的附註，請參閱本售樓説明書第23頁。
1. The internal areas of the residential properties on the upper floors will generally be slightly larger than those on the lower floors because of the reducing thickness of the structural walls on the upper floors.
2. Please refer to page 23 of this sales brochure for legend of the terms and abbreviations shown on the floor plan above and the explanatory notes that are applicable thereto.

洋房A1 HOUSE A1

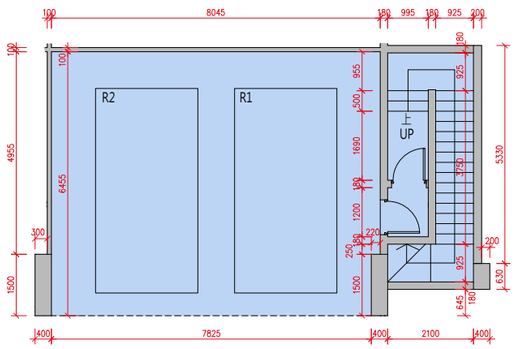

地庫平面圖
B/F PLAN

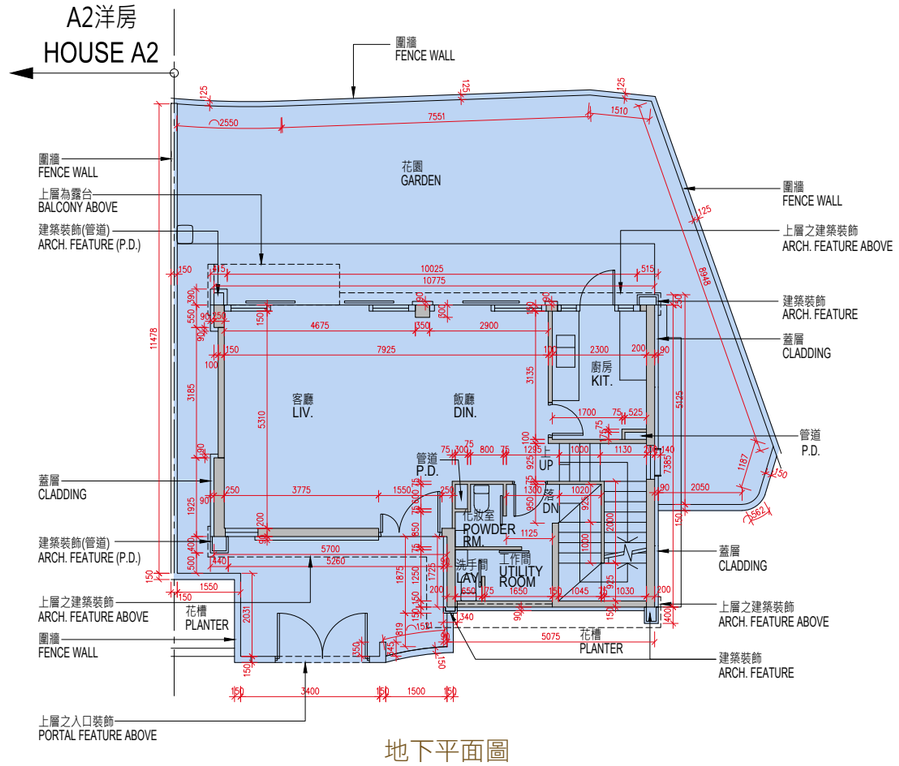

地下平面圖
G/F PLAN

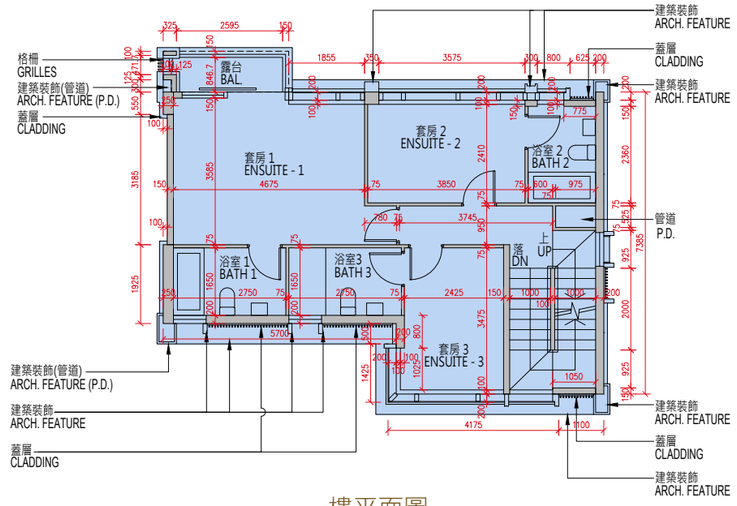

一樓平面圖
1/F PLAN

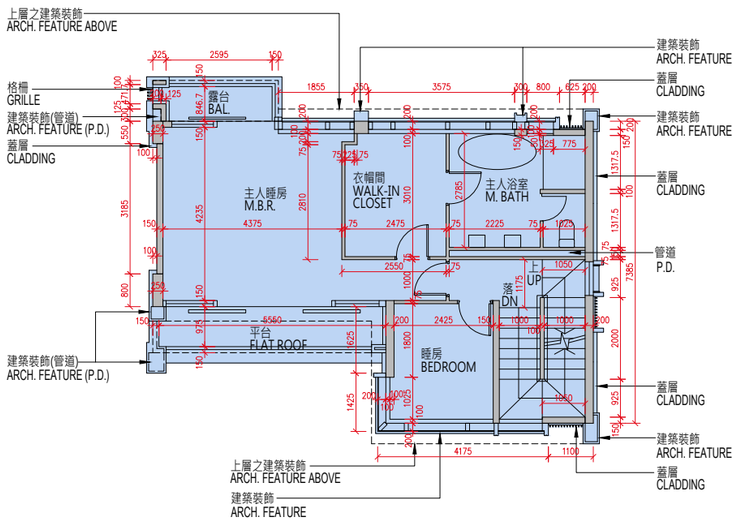

二樓平面圖
2/F PLAN

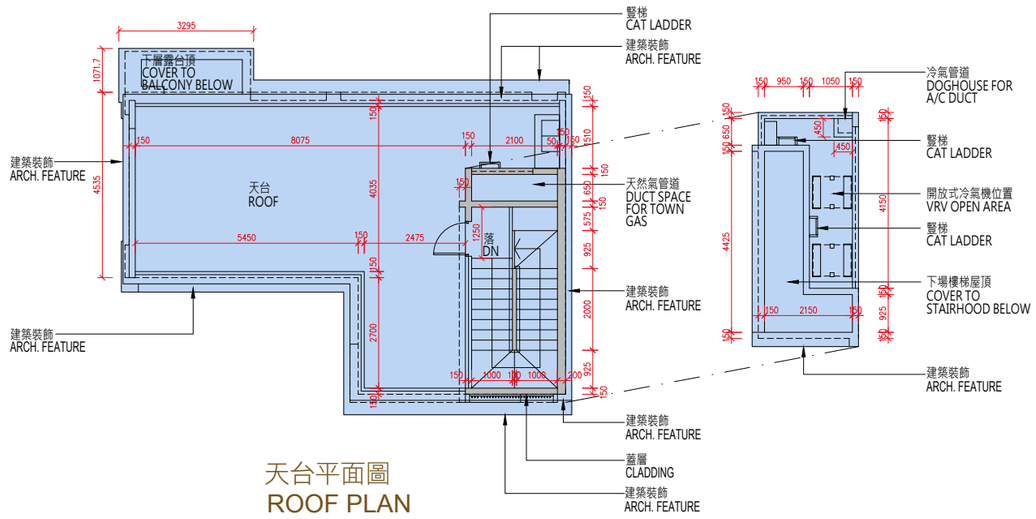

天台平面圖
ROOF PLAN

SCALE 比例 0 5 10M(米)

備註：
樓面平面圖之尺規所列數字為以毫米標示之建築結構尺寸。
Note:
The dimensions of the floor plans are all structural dimensions in millimeter.

10 期數的住宅物業的樓面平面圖
FLOOR PLANS OF RESIDENTIAL PROPERTIES IN THE PHASE

描述 Description	樓層 Floor				
	地庫 B/F	地下 G/F	1樓 1/F	2樓 2/F	天台 Roof
每個住宅物業的樓板(不包括灰泥)的厚度 (毫米) The thickness of the floor slabs (excluding plaster) of each residential property (mm)	200	150	150	150 200	不適用 Not applicable
每個住宅物業的層與層之間的高度(指該樓層之石屎地台面與上一層石屎地台面之高度距離) (米) The floor-to-floor height (refers to the height between the top surface of the structural slab of a floor and the top surface of the structural slab of its immediate upper floor) of each residential property (m)	3.15 4.05 4.45	3.70 3.95 4.00	3.20 3.25 3.30 3.45 3.50 3.55 3.80	3.50 3.55 3.80	

1. 因住宅物業的較高樓層的結構牆的厚度遞減，較高樓層的內部面積，一般比較低樓層的內部面積稍大。
2. 以上平面圖中顯示之名詞、簡稱及其適用的附註，請參閱本售樓説明書第23頁。
1. The internal areas of the residential properties on the upper floors will generally be slightly larger than those on the lower floors because of the reducing thickness of the structural walls on the upper floors.
2. Please refer to page 23 of this sales brochure for legend of the terms and abbreviations shown on the floor plan above and the explanatory notes that are applicable thereto.

10 期數的住宅物業的樓面平面圖
FLOOR PLANS OF RESIDENTIAL PROPERTIES IN THE PHASE

洋房A2 HOUSE A2

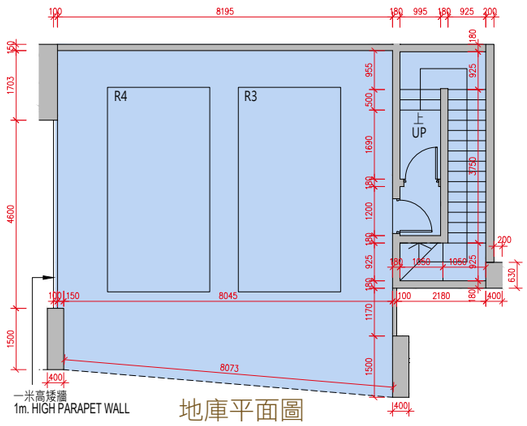

地庫平面圖
B/F PLAN

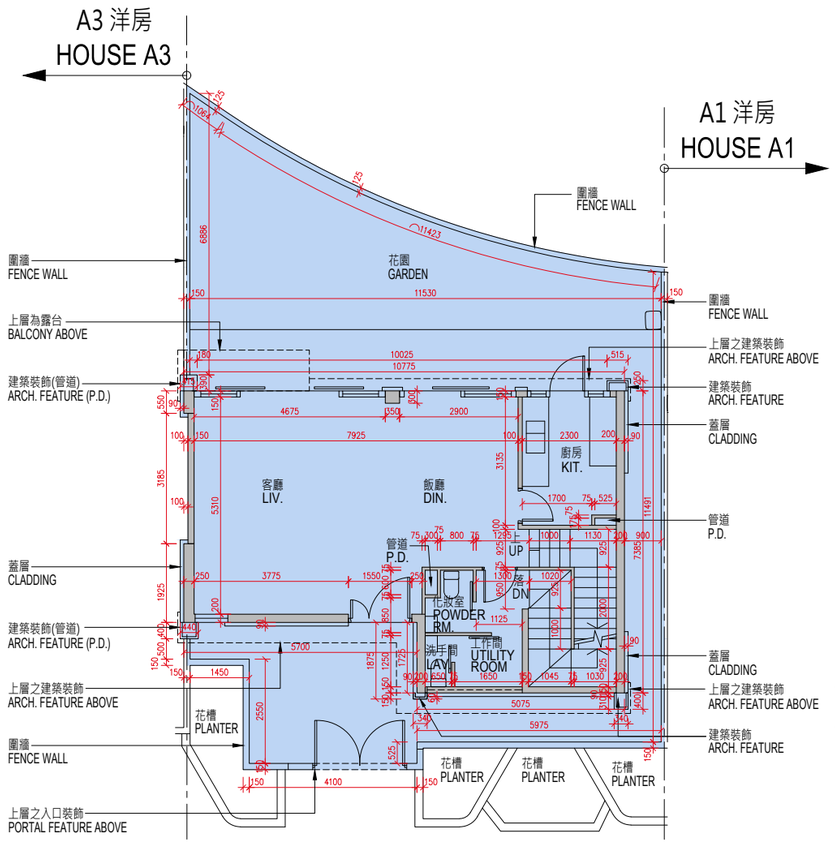

地下平面圖
G/F PLAN

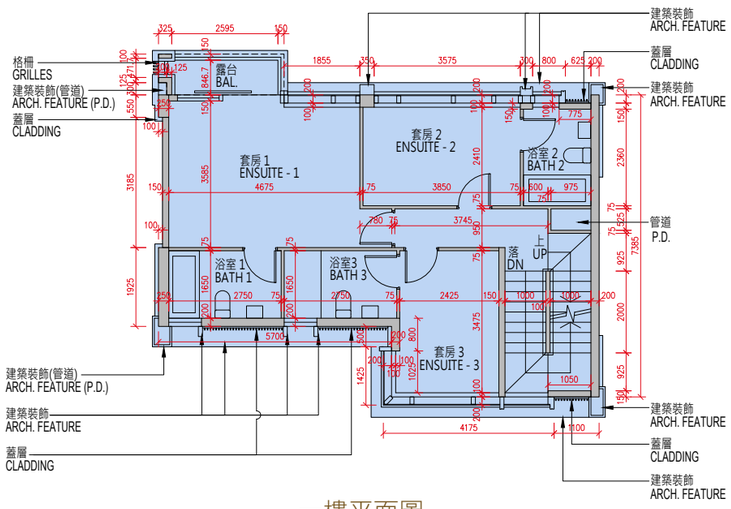

一樓平面圖
1/F PLAN

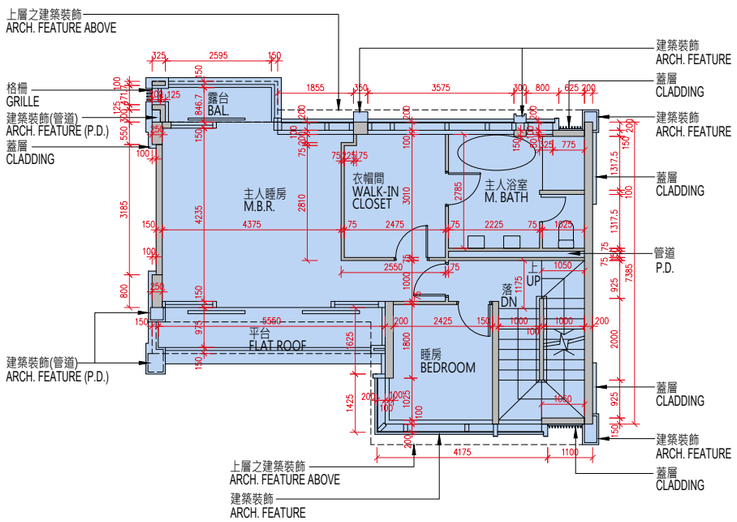

二樓平面圖
2/F PLAN

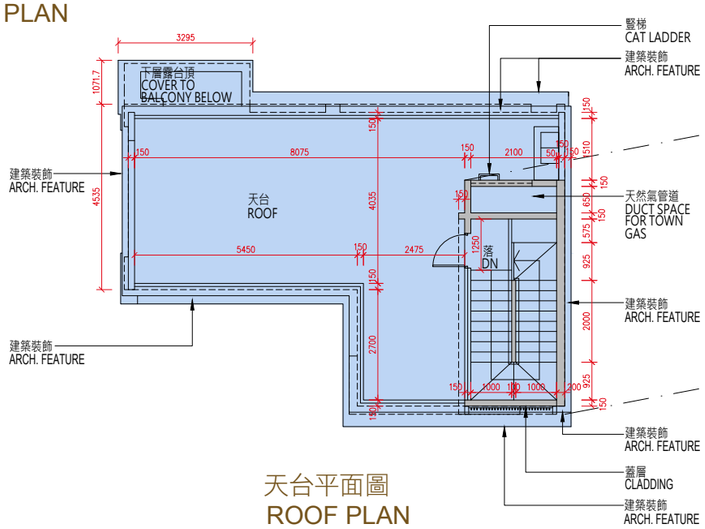

天台平面圖
ROOF PLAN

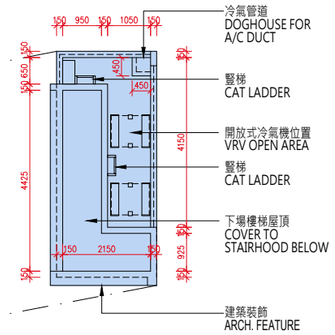

SCALE 比例 0 5 10M(米)

備註：
樓面平面圖之尺規所列數字為以毫米標示之建築結構尺寸。
Note:
The dimensions of the floor plans are all structural dimensions in millimeter.

10 期數的住宅物業的樓面平面圖
FLOOR PLANS OF RESIDENTIAL PROPERTIES IN THE PHASE

描述 Description	樓層 Floor				
	地庫 B/F	地下 G/F	1樓 1/F	2樓 2/F	天台 Roof
每個住宅物業的樓板(不包括灰泥)的厚度 (毫米) The thickness of the floor slabs (excluding plaster) of each residential property (mm)	200	150	150	150 200	不適用 Not applicable
每個住宅物業的層與層之間的高度(指該樓層之石屎地台面與上一層石屎地台面之高度距離) (米) The floor-to-floor height (refers to the height between the top surface of the structural slab of a floor and the top surface of the structural slab of its immediate upper floor) of each residential property (m)	3.35 3.95 4.05 4.45	3.70 3.95 4.00	3.20 3.25 3.30 3.45 3.50 3.55 3.80	3.50 3.55 3.80	

1. 因住宅物業的較高樓層的結構牆的厚度遞減，較高樓層的內部面積，一般比較低樓層的內部面積稍大。
2. 以上平面圖中顯示之名詞、簡稱及其適用的附註，請參閱本售樓説明書第23頁。
1. The internal areas of the residential properties on the upper floors will generally be slightly larger than those on the lower floors because of the reducing thickness of the structural walls on the upper floors.
2. Please refer to page 23 of this sales brochure for legend of the terms and abbreviations shown on the floor plan above and the explanatory notes that are applicable thereto.

10 期數的住宅物業的樓面平面圖
FLOOR PLANS OF RESIDENTIAL PROPERTIES IN THE PHASE

洋房A3 HOUSE A3

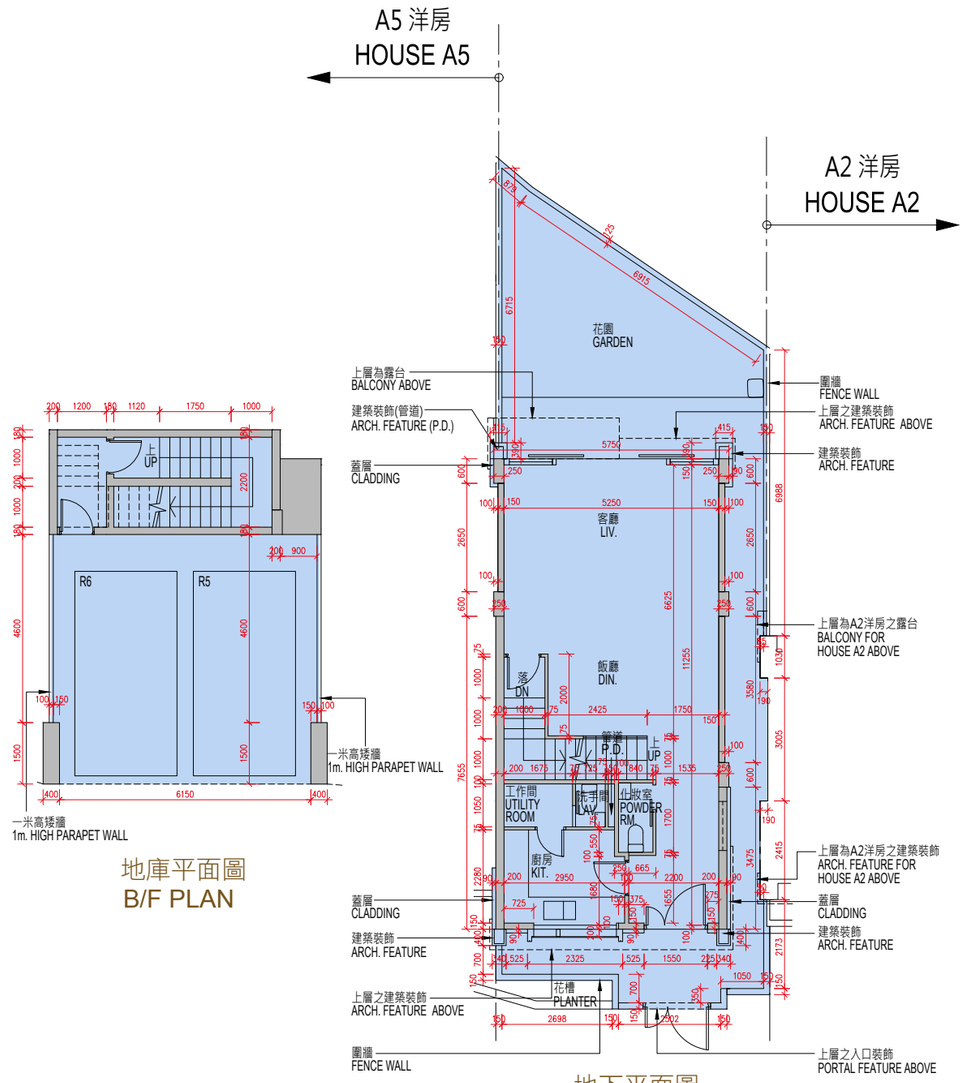

地庫平面圖
B/F PLAN

地下平面圖
G/F PLAN

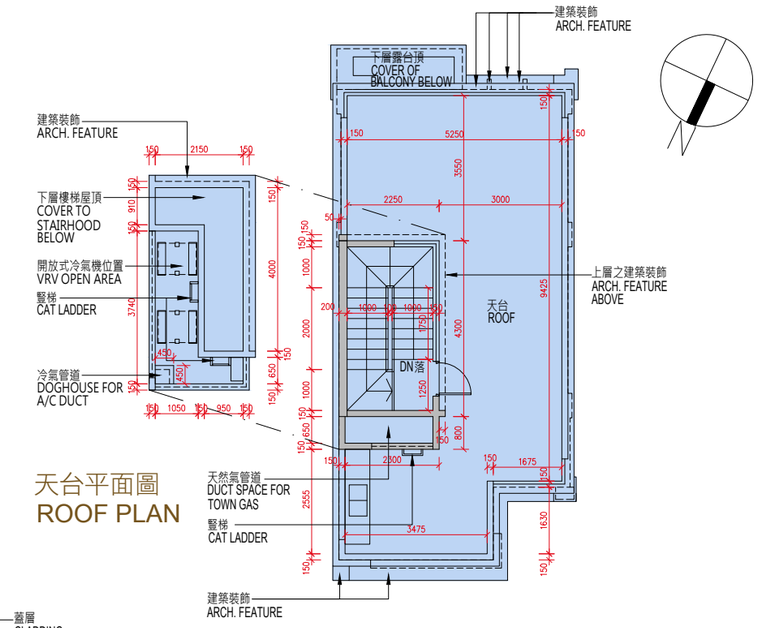

天台平面圖
ROOF PLAN

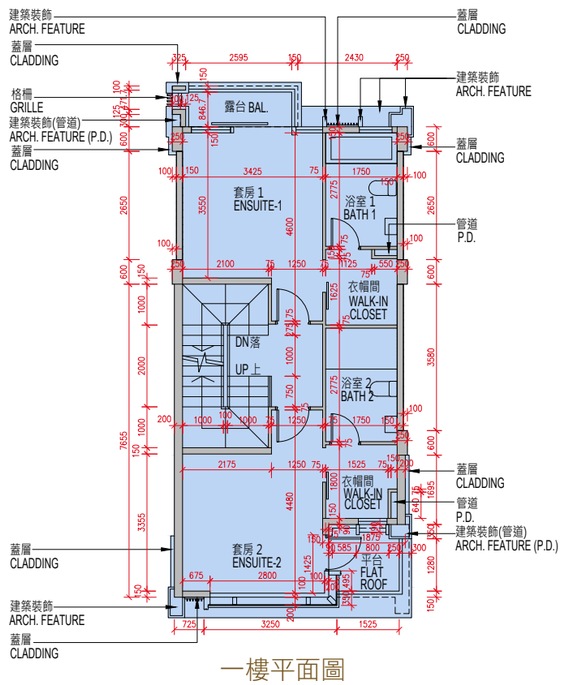

一樓平面圖
1/F PLAN

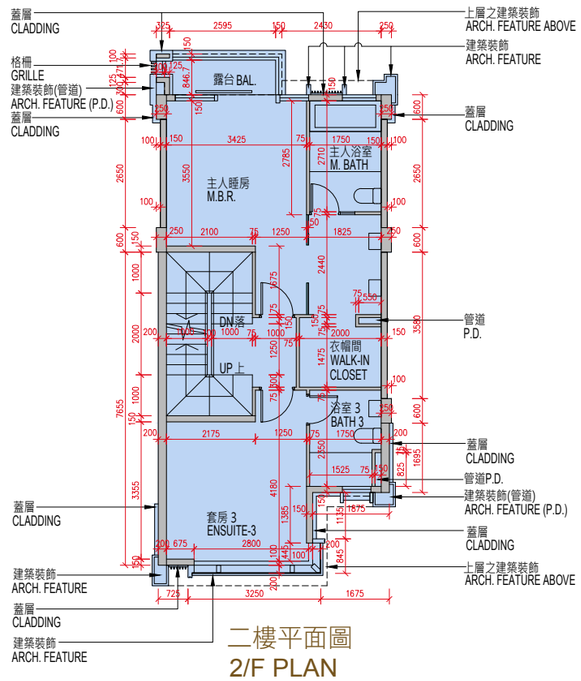

二樓平面圖
2/F PLAN

SCALE
比例 0 5 10M(米)

備註：
樓面平面圖之尺規所列數字為以毫米標示之建築結構尺寸。
Note:
The dimensions of the floor plans are all structural dimensions in millimeter.

10 期數的住宅物業的樓面平面圖
FLOOR PLANS OF RESIDENTIAL PROPERTIES IN THE PHASE

描述 Description	樓層 Floor				
	地庫 B/F	地下 G/F	1樓 1/F	2樓 2/F	天台 Roof
每個住宅物業的樓板(不包括灰泥)的厚度 (毫米) The thickness of the floor slabs (excluding plaster) of each residential property (mm)	200	150	150 200	150	不適用 Not applicable
每個住宅物業的層與層之間的高度(指該樓層之石屎地台面與上一層石屎地台面之高度距離) (米) The floor-to-floor height (refers to the height between the top surface of the structural slab of a floor and the top surface of the structural slab of its immediate upper floor) of each residential property (m)	3.35 3.95 4.05 4.45	3.70 3.90 4.00	3.40 3.45 3.50 3.60 3.75	3.50 3.55 3.60 3.80	

1. 因住宅物業的較高樓層的結構牆的厚度遞減，較高樓層的內部面積，一般比較低樓層的內部面積稍大。
2. 以上平面圖中顯示之名詞、簡稱及其適用的附註，請參閱本售樓説明書第23頁。
1. The internal areas of the residential properties on the upper floors will generally be slightly larger than those on the lower floors because of the reducing thickness of the structural walls on the upper floors.
2. Please refer to page 23 of this sales brochure for legend of the terms and abbreviations shown on the floor plan above and the explanatory notes that are applicable thereto.

10 期數的住宅物業的樓面平面圖
FLOOR PLANS OF RESIDENTIAL PROPERTIES IN THE PHASE

洋房A5 HOUSE A5

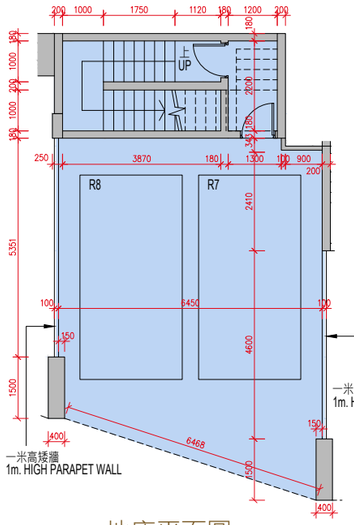

地庫平面圖
B/F PLAN

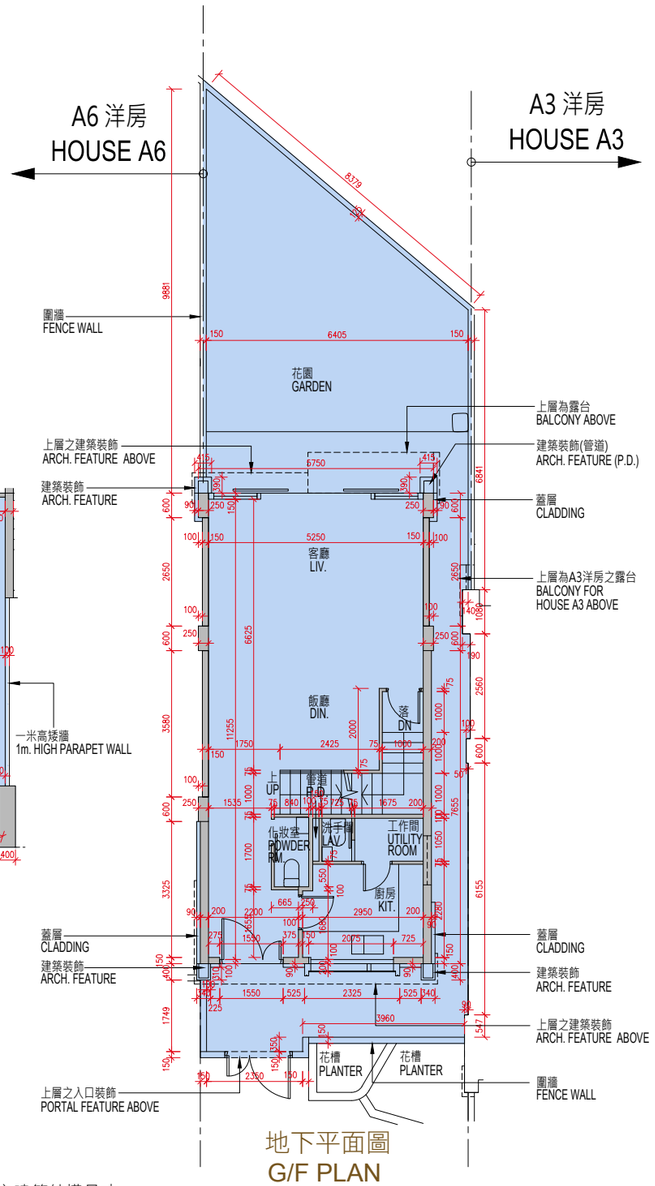

地下平面圖
G/F PLAN

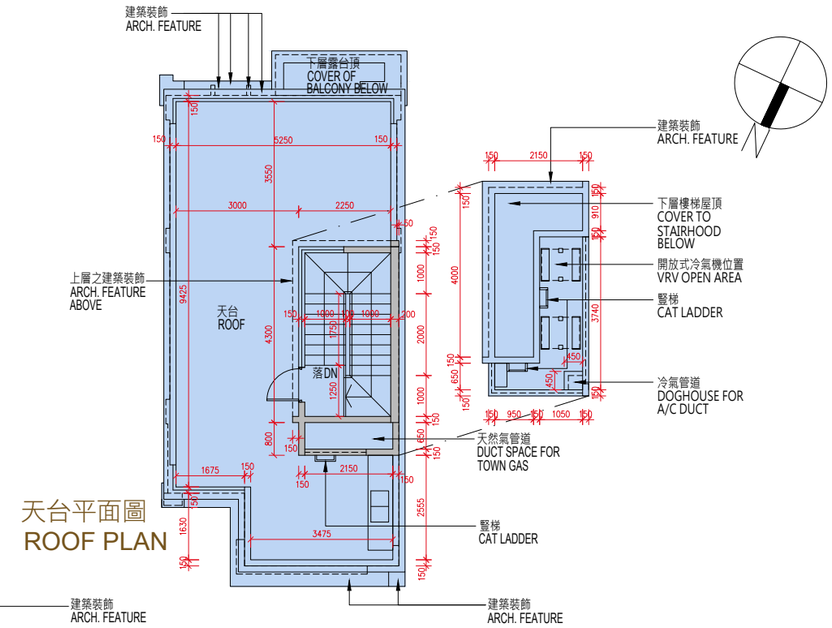

天台平面圖
ROOF PLAN

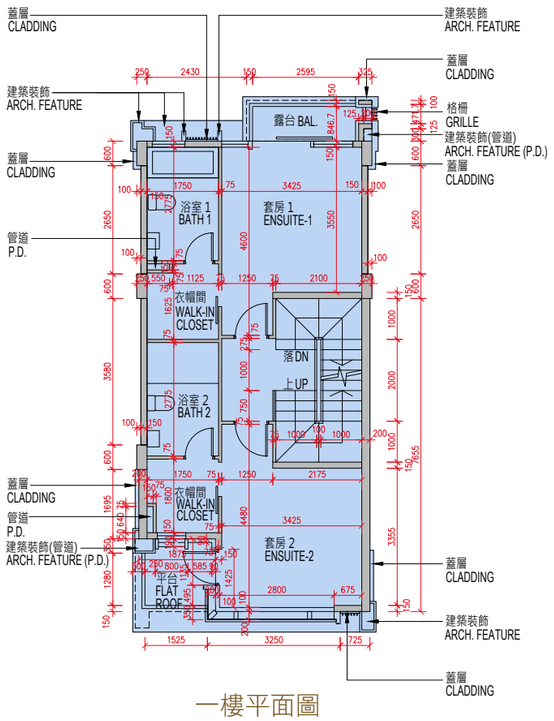

一樓平面圖
1/F PLAN

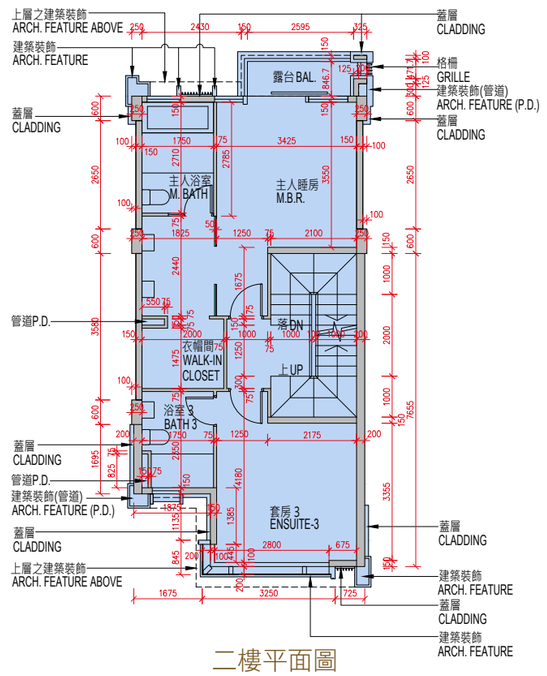

二樓平面圖
2/F PLAN

SCALE
比例 0 5 10M(米)

備註：
樓面平面圖之尺規所列數字為以毫米標示之建築結構尺寸。
Note:
The dimensions of the floor plans are all structural dimensions in millimeter.

10 期數的住宅物業的樓面平面圖
FLOOR PLANS OF RESIDENTIAL PROPERTIES IN THE PHASE

描述 Description	樓層 Floor				
	地庫 B/F	地下 G/F	1樓 1/F	2樓 2/F	天台 Roof
每個住宅物業的樓板(不包括灰泥)的厚度 (毫米) The thickness of the floor slabs (excluding plaster) of each residential property (mm)	200	150	150 200	150	不適用 Not applicable
每個住宅物業的層與層之間的高度(指該樓層之石屎地台面與上一層石屎地台面之高度距離) (米) The floor-to-floor height (refers to the height between the top surface of the structural slab of a floor and the top surface of the structural slab of its immediate upper floor) of each residential property (m)	3.35 3.95 4.05 4.45	3.70 3.90 4.00	3.40 3.45 3.50 3.60 3.75	3.50 3.55 3.60 3.80	

1. 因住宅物業的較高樓層的結構牆的厚度遞減，較高樓層的內部面積，一般比較低樓層的內部面積稍大。
2. 以上平面圖中顯示之名詞、簡稱及其適用的附註，請參閱本售樓説明書第23頁。
1. The internal areas of the residential properties on the upper floors will generally be slightly larger than those on the lower floors because of the reducing thickness of the structural walls on the upper floors.
2. Please refer to page 23 of this sales brochure for legend of the terms and abbreviations shown on the floor plan above and the explanatory notes that are applicable thereto.

10 期數的住宅物業的樓面平面圖
FLOOR PLANS OF RESIDENTIAL PROPERTIES IN THE PHASE

洋房A6 HOUSE A6

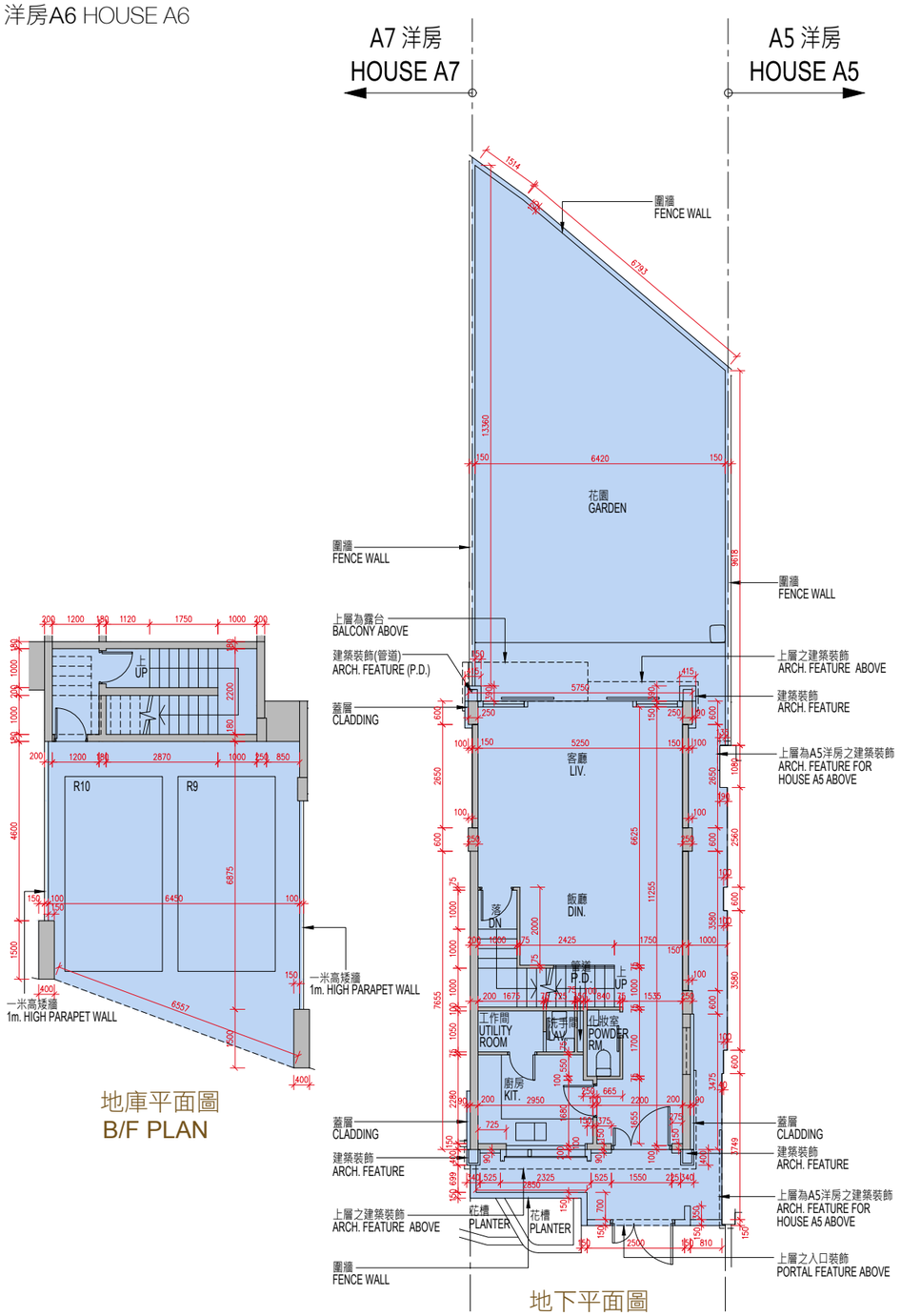

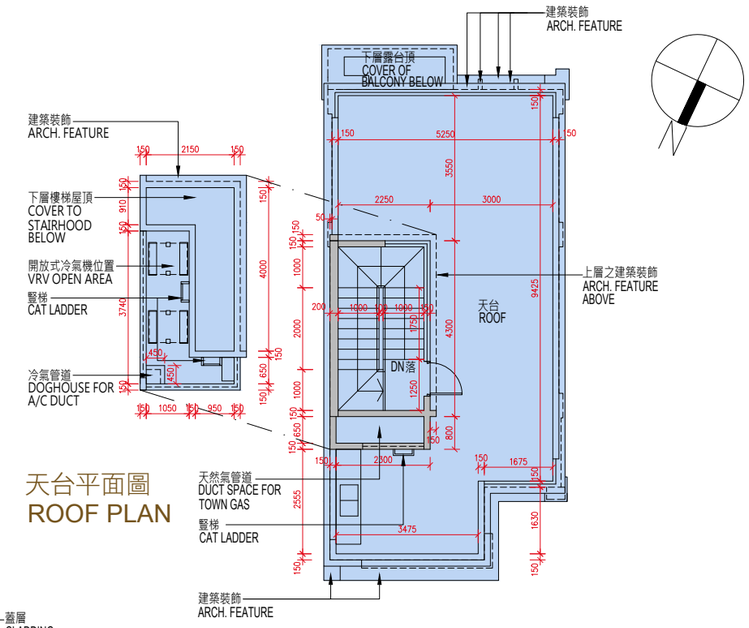

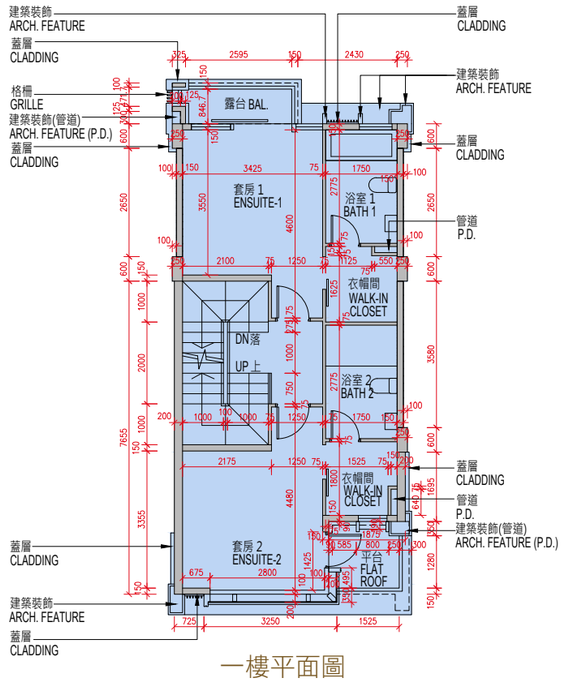

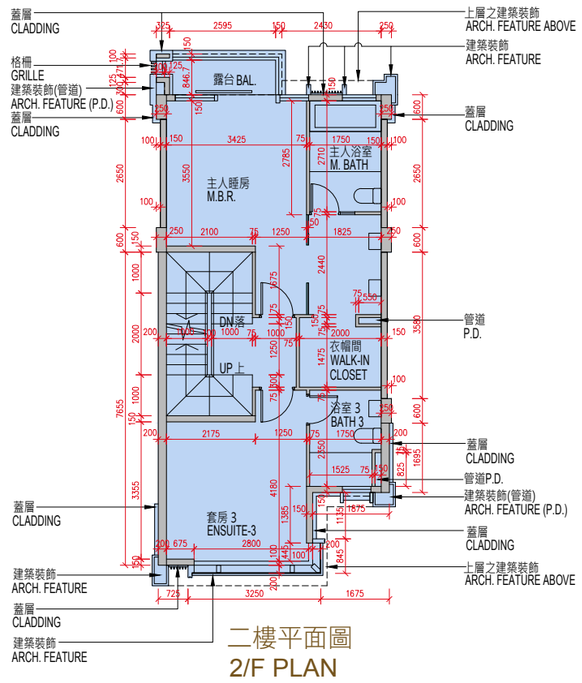

SCALE
比例 0 5 10M(米)

備註：
樓面平面圖之尺規所列數字為以毫米標示之建築結構尺寸。
Note:
The dimensions of the floor plans are all structural dimensions in millimeter.

10 期數的住宅物業的樓面平面圖
FLOOR PLANS OF RESIDENTIAL PROPERTIES IN THE PHASE

描述 Description	樓層 Floor				
	地庫 B/F	地下 G/F	1樓 1/F	2樓 2/F	天台 Roof
每個住宅物業的樓板(不包括灰泥)的厚度 (毫米) The thickness of the floor slabs (excluding plaster) of each residential property (mm)	200	150	150 200	150	不適用 Not applicable
每個住宅物業的層與層之間的高度(指該樓層之石屎地台面與上一層石屎地台面之高度距離) (米) The floor-to-floor height (refers to the height between the top surface of the structural slab of a floor and the top surface of the structural slab of its immediate upper floor) of each residential property (m)	3.35 3.95 4.05 4.45	3.70 3.90 4.00	3.40 3.45 3.50 3.60 3.75	3.50 3.55 3.60 3.80	

1. 因住宅物業的較高樓層的結構牆的厚度遞減，較高樓層的內部面積，一般比較低樓層的內部面積稍大。
2. 以上平面圖中顯示之名詞、簡稱及其適用的附註，請參閱本售樓説明書第23頁。
1. The internal areas of the residential properties on the upper floors will generally be slightly larger than those on the lower floors because of the reducing thickness of the structural walls on the upper floors.
2. Please refer to page 23 of this sales brochure for legend of the terms and abbreviations shown on the floor plan above and the explanatory notes that are applicable thereto.

10 期數的住宅物業的樓面平面圖
FLOOR PLANS OF RESIDENTIAL PROPERTIES IN THE PHASE

洋房A7 HOUSE A7

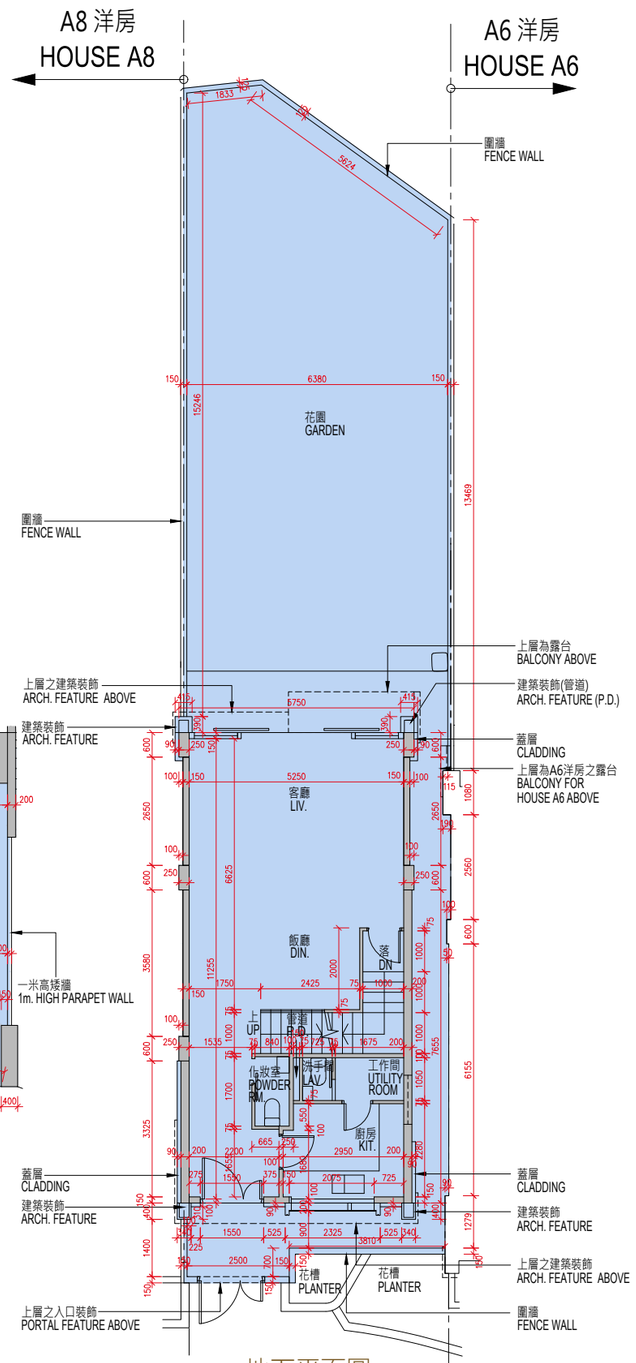

地下平面圖
G/F PLAN

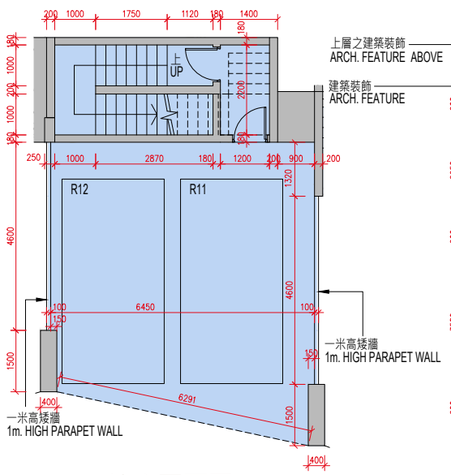

地庫平面圖
B/F PLAN

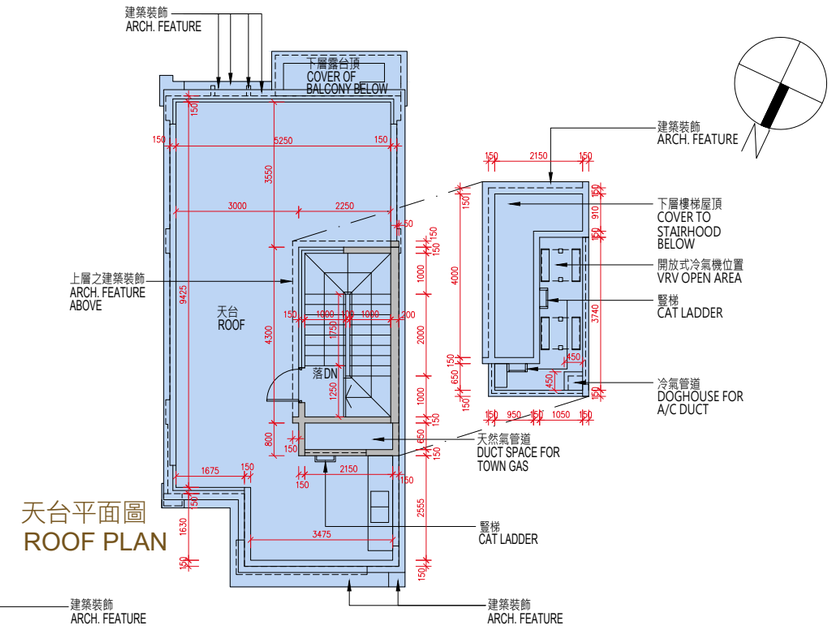

天台平面圖
ROOF PLAN

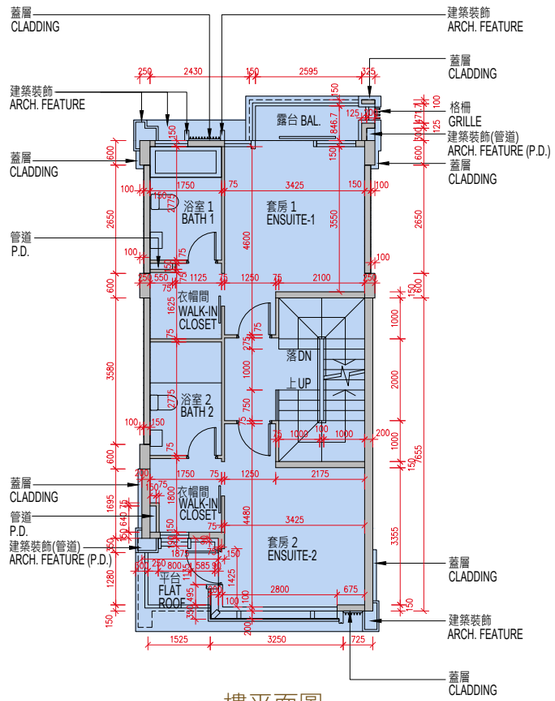

一樓平面圖
1/F PLAN

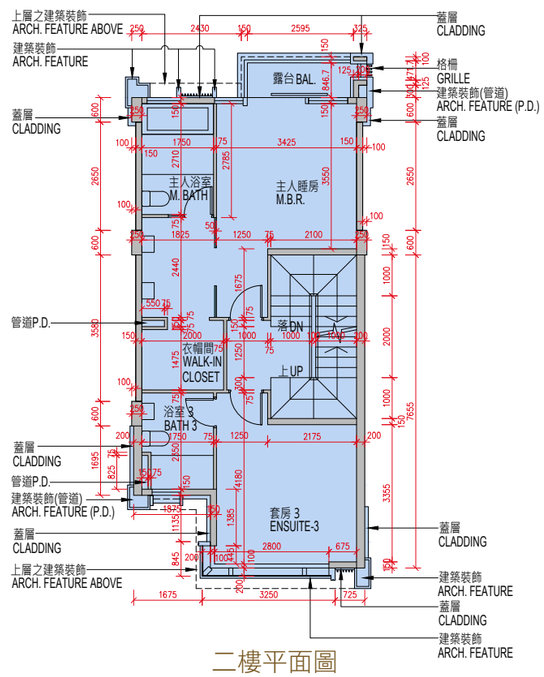

二樓平面圖
2/F PLAN

SCALE
比例 0 5 10M(米)

備註：
樓面平面圖之尺規所列數字為以毫米標示之建築結構尺寸。
Note:
The dimensions of the floor plans are all structural dimensions in millimeter.

10 期數的住宅物業的樓面平面圖
FLOOR PLANS OF RESIDENTIAL PROPERTIES IN THE PHASE

描述 Description	樓層 Floor				
	地庫 B/F	地下 G/F	1樓 1/F	2樓 2/F	天台 Roof
每個住宅物業的樓板(不包括灰泥)的厚度 (毫米) The thickness of the floor slabs (excluding plaster) of each residential property (mm)	200	150	150 200	150	不適用 Not applicable
每個住宅物業的層與層之間的高度(指該樓層之石屎地台面與上一層石屎地台面之高度距離) (米) The floor-to-floor height (refers to the height between the top surface of the structural slab of a floor and the top surface of the structural slab of its immediate upper floor) of each residential property (m)	3.35 3.95 4.05 4.45	3.70 3.90 4.00	3.40 3.45 3.50 3.60 3.75	3.50 3.55 3.60 3.80	

1. 因住宅物業的較高樓層的結構牆的厚度遞減，較高樓層的內部面積，一般比較低樓層的內部面積稍大。
2. 以上平面圖中顯示之名詞、簡稱及其適用的附註，請參閱本售樓説明書第23頁。
1. The internal areas of the residential properties on the upper floors will generally be slightly larger than those on the lower floors because of the reducing thickness of the structural walls on the upper floors.
2. Please refer to page 23 of this sales brochure for legend of the terms and abbreviations shown on the floor plan above and the explanatory notes that are applicable thereto.

洋房A8 HOUSE A8

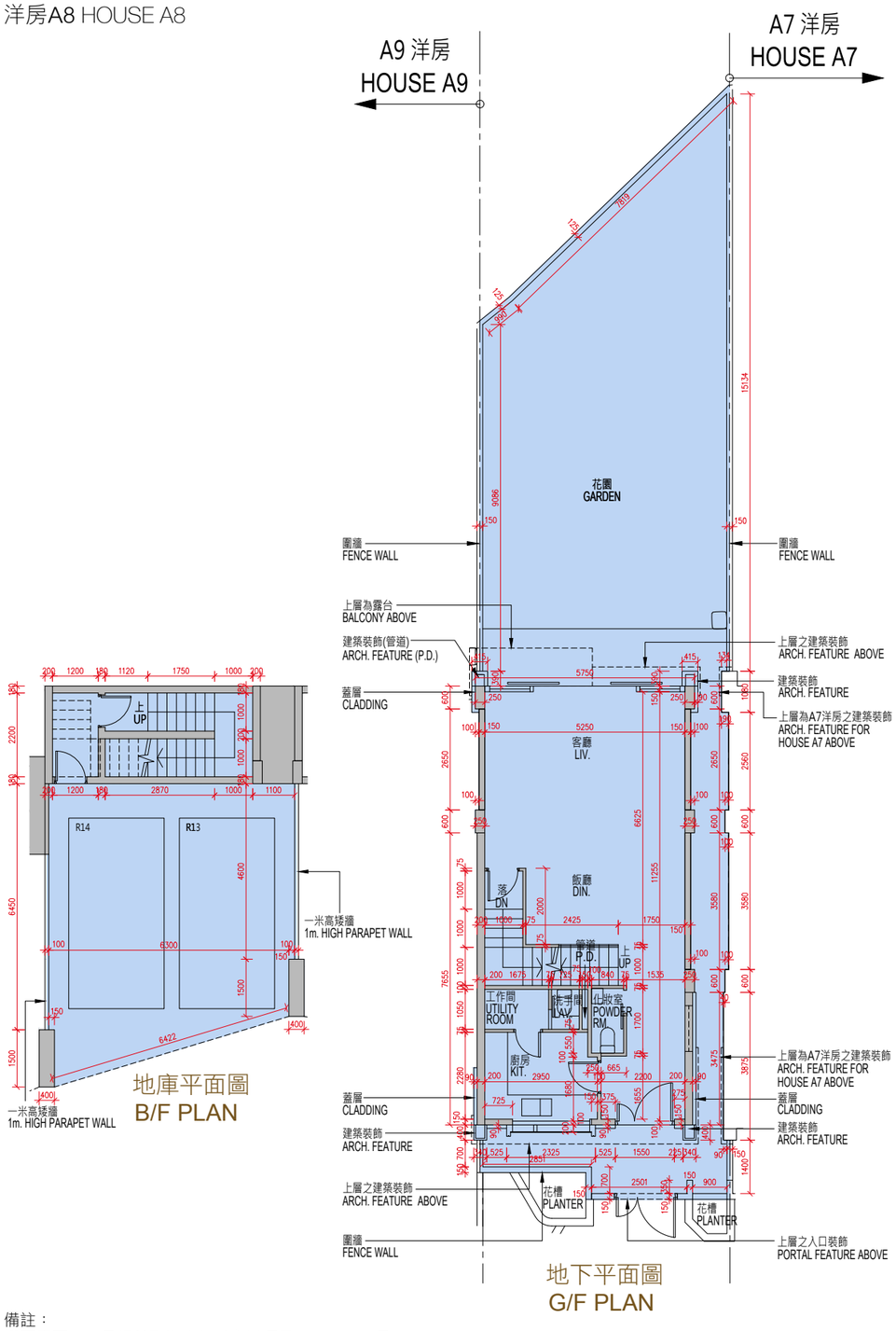

地庫平面圖
B/F PLAN

地下平面圖
G/F PLAN

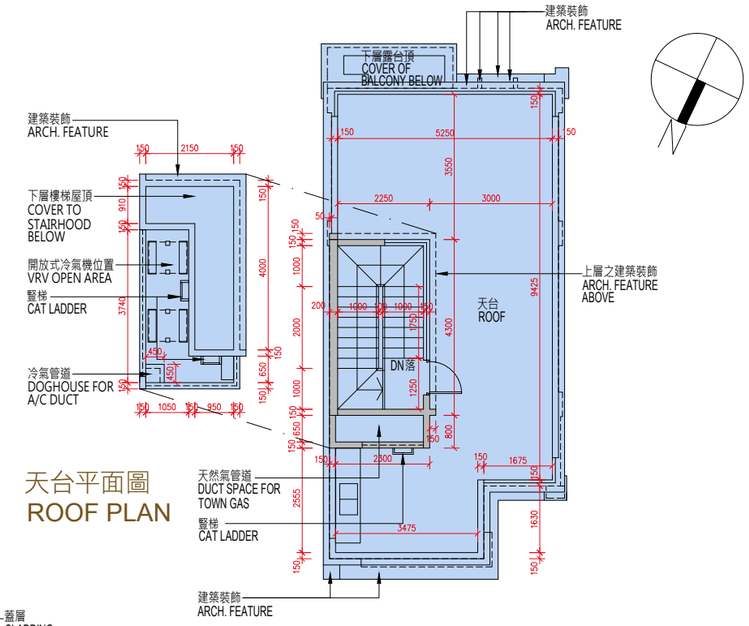

天台平面圖
ROOF PLAN

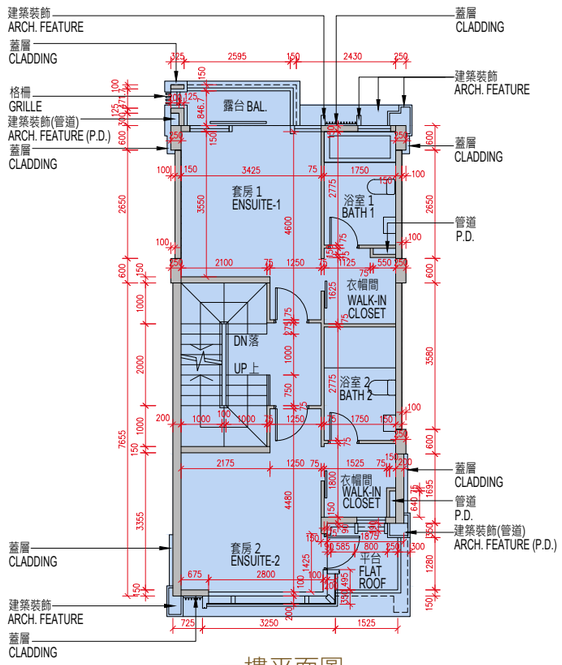

一樓平面圖
1/F PLAN

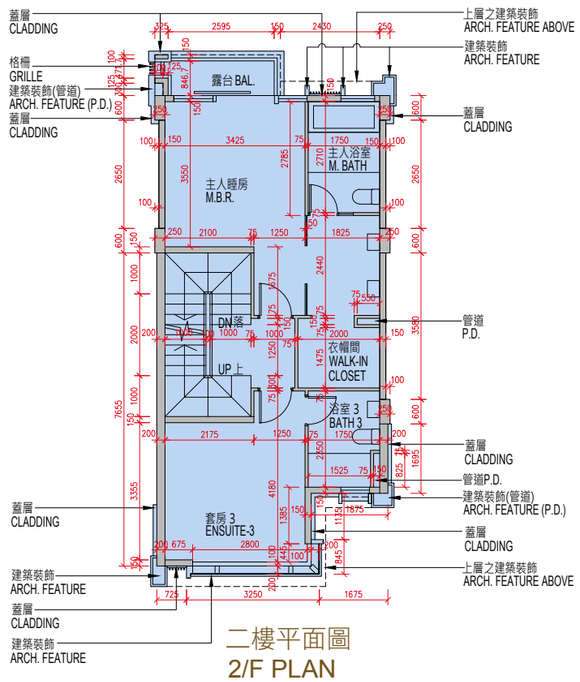

二樓平面圖
2/F PLAN

SCALE
比例 0 5 10M(米)

備註：
樓面平面圖之尺規所列數字為以毫米標示之建築結構尺寸。
Note:
The dimensions of the floor plans are all structural dimensions in millimeter.

10 期數的住宅物業的樓面平面圖
FLOOR PLANS OF RESIDENTIAL PROPERTIES IN THE PHASE

描述 Description	樓層 Floor				
	地庫 B/F	地下 G/F	1樓 1/F	2樓 2/F	天台 Roof
每個住宅物業的樓板(不包括灰泥)的厚度 (毫米) The thickness of the floor slabs (excluding plaster) of each residential property (mm)	200	150	150 200	150	不適用 Not applicable
每個住宅物業的層與層之間的高度(指該樓層之石屎地台面與上一層石屎地台面之高度距離) (米) The floor-to-floor height (refers to the height between the top surface of the structural slab of a floor and the top surface of the structural slab of its immediate upper floor) of each residential property (m)	3.35 3.55 3.95 4.05 4.45	3.70 3.90 4.00	3.40 3.45 3.50 3.60 3.75	3.50 3.55 3.60 3.80	

1. 因住宅物業的較高樓層的結構牆的厚度遞減，較高樓層的內部面積，一般比較低樓層的內部面積稍大。
2. 以上平面圖中顯示之名詞、簡稱及其適用的附註，請參閱本售樓説明書第23頁。
1. The internal areas of the residential properties on the upper floors will generally be slightly larger than those on the lower floors because of the reducing thickness of the structural walls on the upper floors.
2. Please refer to page 23 of this sales brochure for legend of the terms and abbreviations shown on the floor plan above and the explanatory notes that are applicable thereto.

10 期數的住宅物業的樓面平面圖
FLOOR PLANS OF RESIDENTIAL PROPERTIES IN THE PHASE

洋房A9 HOUSE A9

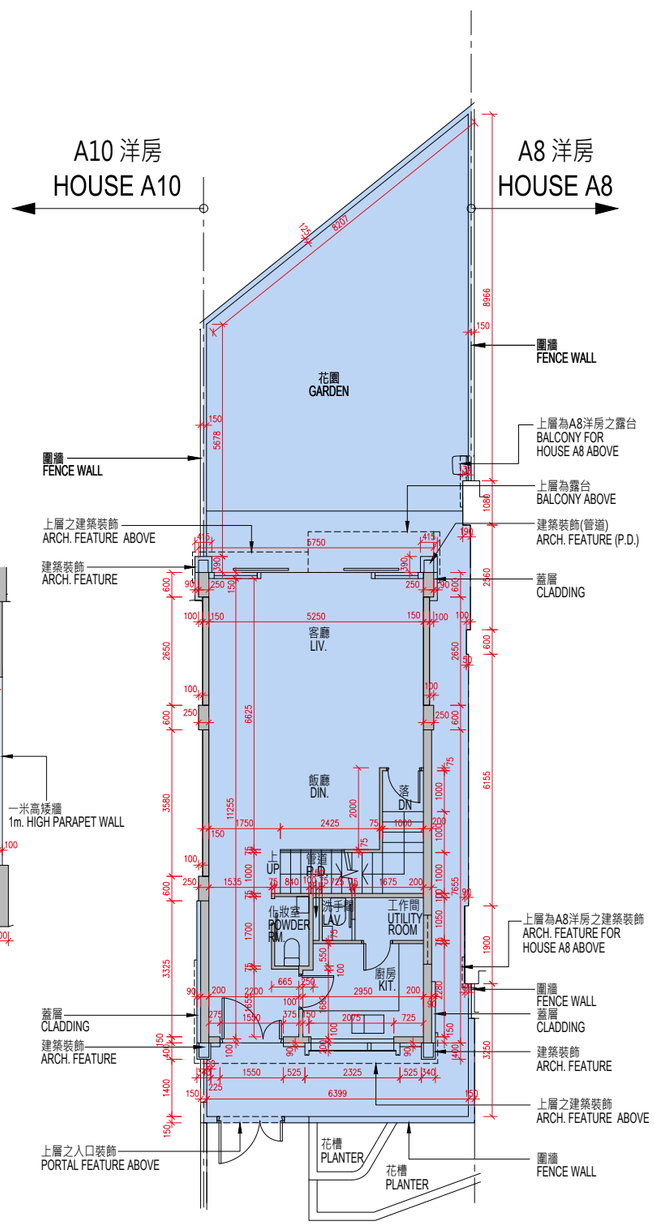

地下平面圖
G/F PLAN

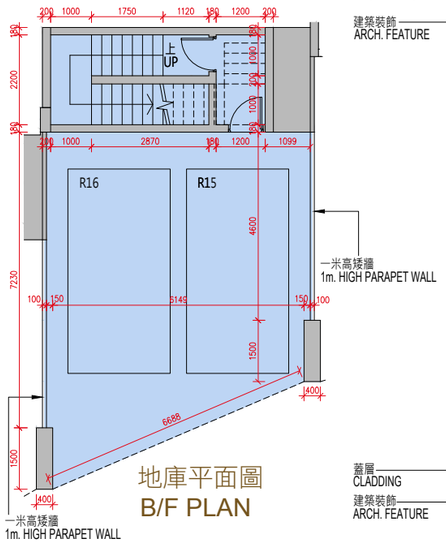

地庫平面圖
B/F PLAN

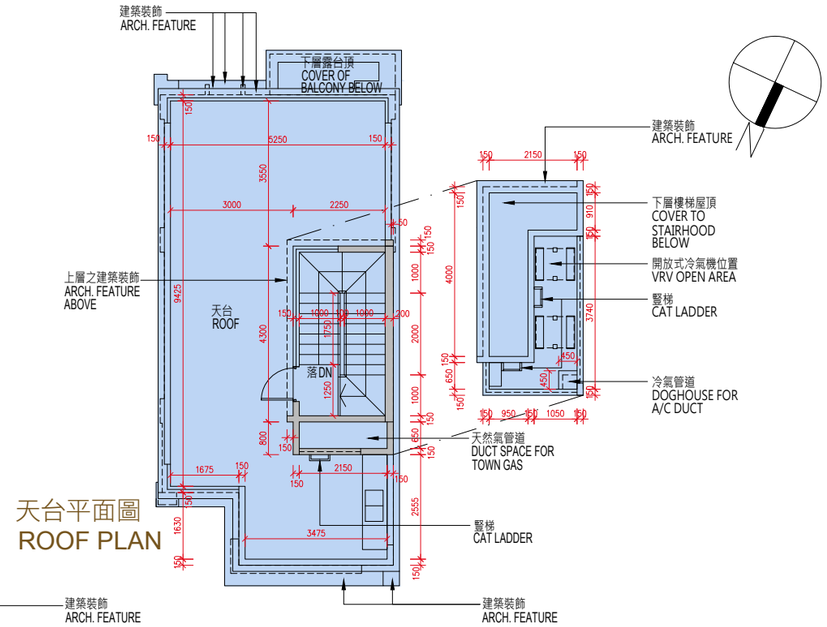

天台平面圖
ROOF PLAN

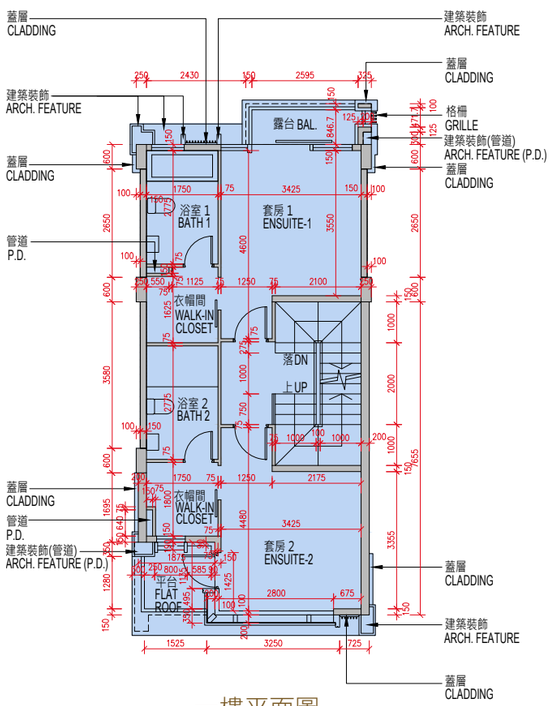

一樓平面圖
1/F PLAN

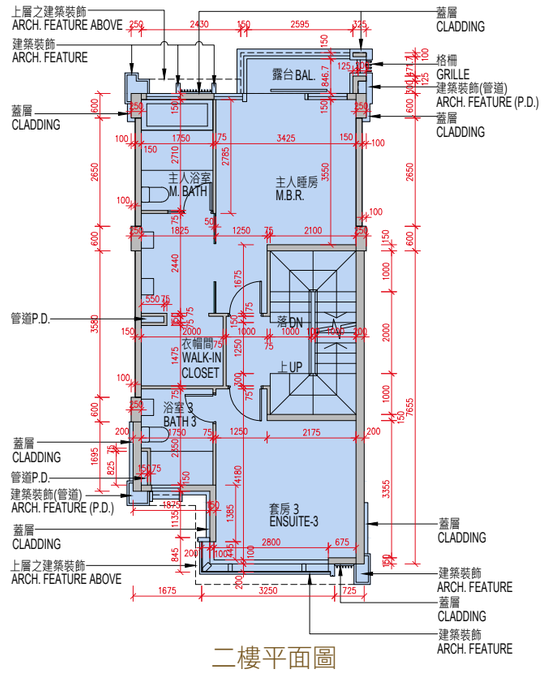

二樓平面圖
2/F PLAN

SCALE
比例 0 5 10M(米)

備註：
樓面平面圖之尺規所列數字為以毫米標示之建築結構尺寸。
Note:
The dimensions of the floor plans are all structural dimensions in millimeter.

10 期數的住宅物業的樓面平面圖
FLOOR PLANS OF RESIDENTIAL PROPERTIES IN THE PHASE

描述 Description	樓層 Floor				
	地庫 B/F	地下 G/F	1樓 1/F	2樓 2/F	天台 Roof
每個住宅物業的樓板(不包括灰泥)的厚度 (毫米) The thickness of the floor slabs (excluding plaster) of each residential property (mm)	200	150	150 200	150	不適用 Not applicable
每個住宅物業的層與層之間的高度(指該樓層之石屎地台面與上一層石屎地台面之高度距離) (米) The floor-to-floor height (refers to the height between the top surface of the structural slab of a floor and the top surface of the structural slab of its immediate upper floor) of each residential property (m)	3.35 3.55 3.95 4.05 4.45	3.70 3.90 4.00	3.40 3.45 3.50 3.60 3.75	3.50 3.55 3.60 3.80	

1. 因住宅物業的較高樓層的結構牆的厚度遞減，較高樓層的內部面積，一般比較低樓層的內部面積稍大。
2. 以上平面圖中顯示之名詞、簡稱及其適用的附註，請參閱本售樓説明書第23頁。
1. The internal areas of the residential properties on the upper floors will generally be slightly larger than those on the lower floors because of the reducing thickness of the structural walls on the upper floors.
2. Please refer to page 23 of this sales brochure for legend of the terms and abbreviations shown on the floor plan above and the explanatory notes that are applicable thereto.

洋房A10 HOUSE A10

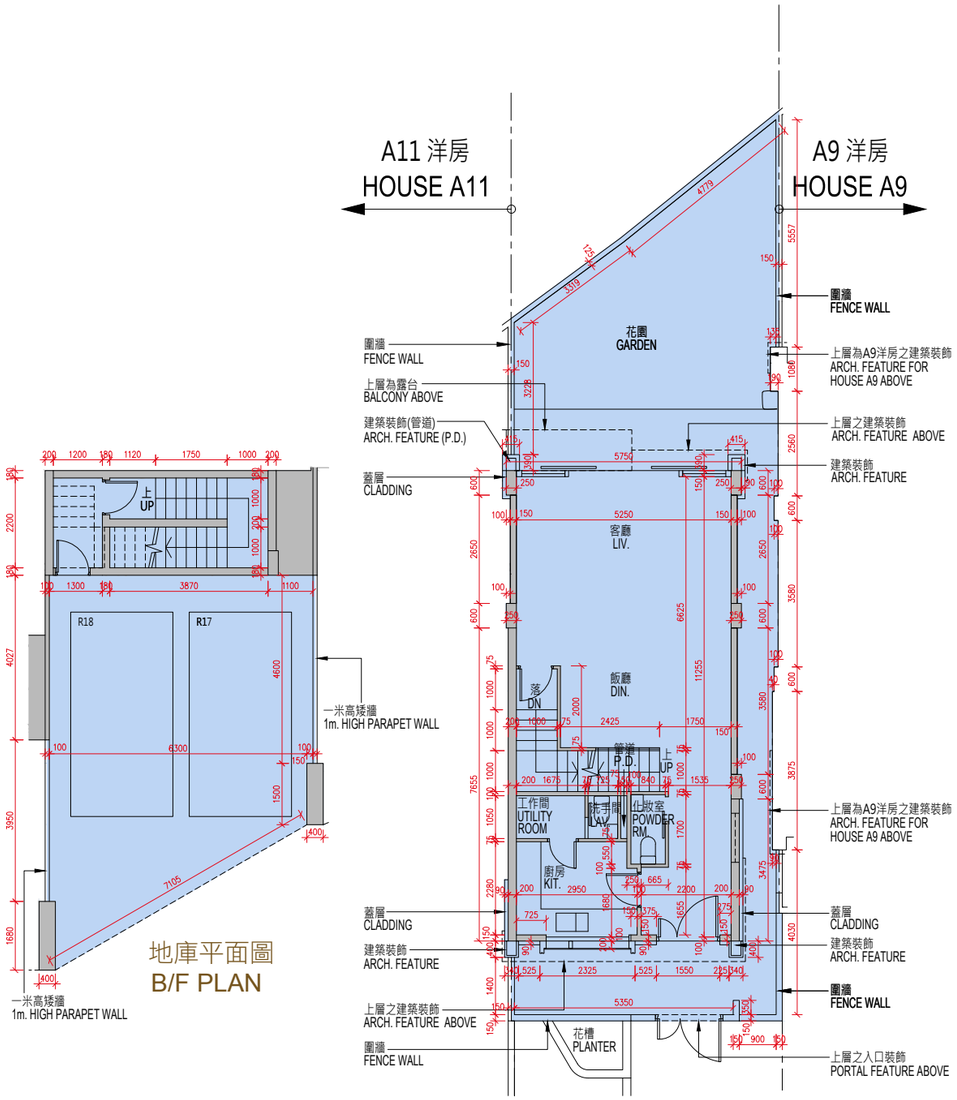

地下平面圖
G/F PLAN

地庫平面圖
B/F PLAN

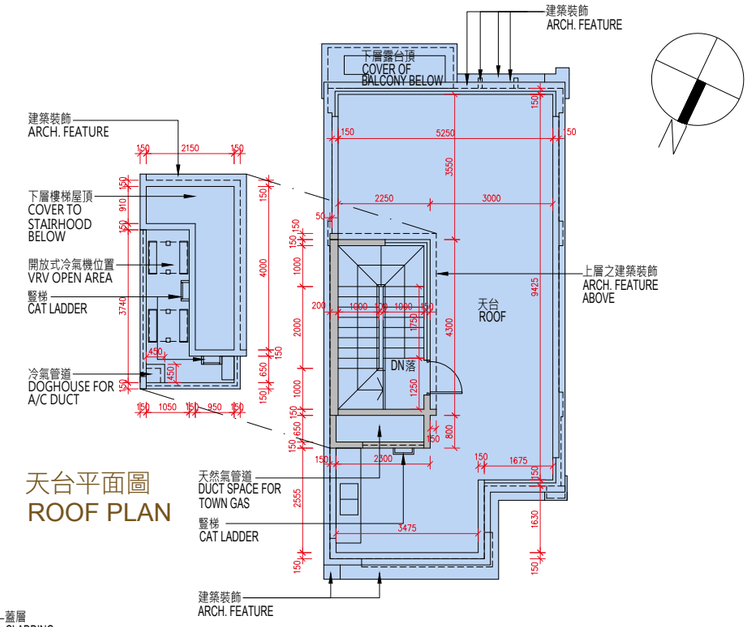

天台平面圖
ROOF PLAN

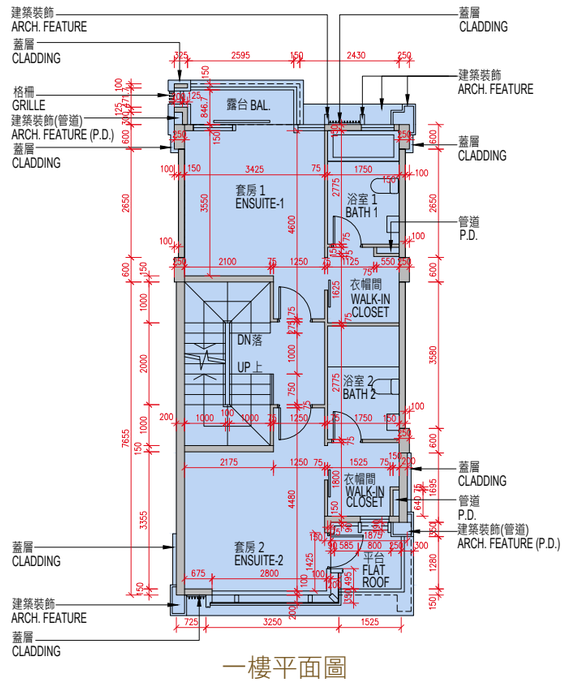

一樓平面圖
1/F PLAN

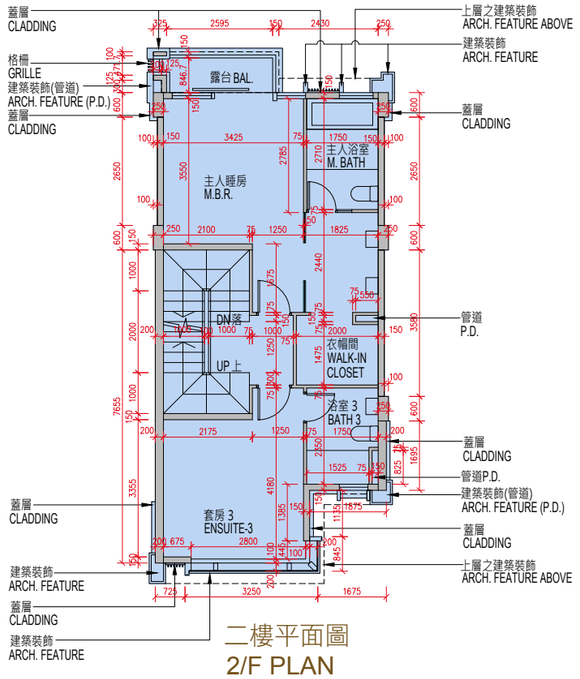

二樓平面圖
2/F PLAN

備註：
樓面平面圖之尺規所列數字為以毫米標示之建築結構尺寸。
Note:
The dimensions of the floor plans are all structural dimensions in millimeter.

SCALE 比例 0 5 10M(米)

10 期數的住宅物業的樓面平面圖
FLOOR PLANS OF RESIDENTIAL PROPERTIES IN THE PHASE

描述 Description	樓層 Floor				
	地庫 B/F	地下 G/F	1樓 1/F	2樓 2/F	天台 Roof
每個住宅物業的樓板(不包括灰泥)的厚度 (毫米) The thickness of the floor slabs (excluding plaster) of each residential property (mm)	200	150	150 200	150	不適用 Not applicable
每個住宅物業的層與層之間的高度(指該樓層之石屎地台面與上一層石屎地台面之高度距離) (米) The floor-to-floor height (refers to the height between the top surface of the structural slab of a floor and the top surface of the structural slab of its immediate upper floor) of each residential property (m)	3.35 3.95 4.05 4.45	3.70 3.90 4.00	3.40 3.45 3.50 3.60 3.75	3.50 3.55 3.60 3.80	

1. 因住宅物業的較高樓層的結構牆的厚度遞減，較高樓層的內部面積，一般比較低樓層的內部面積稍大。
2. 以上平面圖中顯示之名詞、簡稱及其適用的附註，請參閱本售樓説明書第23頁。
1. The internal areas of the residential properties on the upper floors will generally be slightly larger than those on the lower floors because of the reducing thickness of the structural walls on the upper floors.
2. Please refer to page 23 of this sales brochure for legend of the terms and abbreviations shown on the floor plan above and the explanatory notes that are applicable thereto.

洋房A11 HOUSE A11

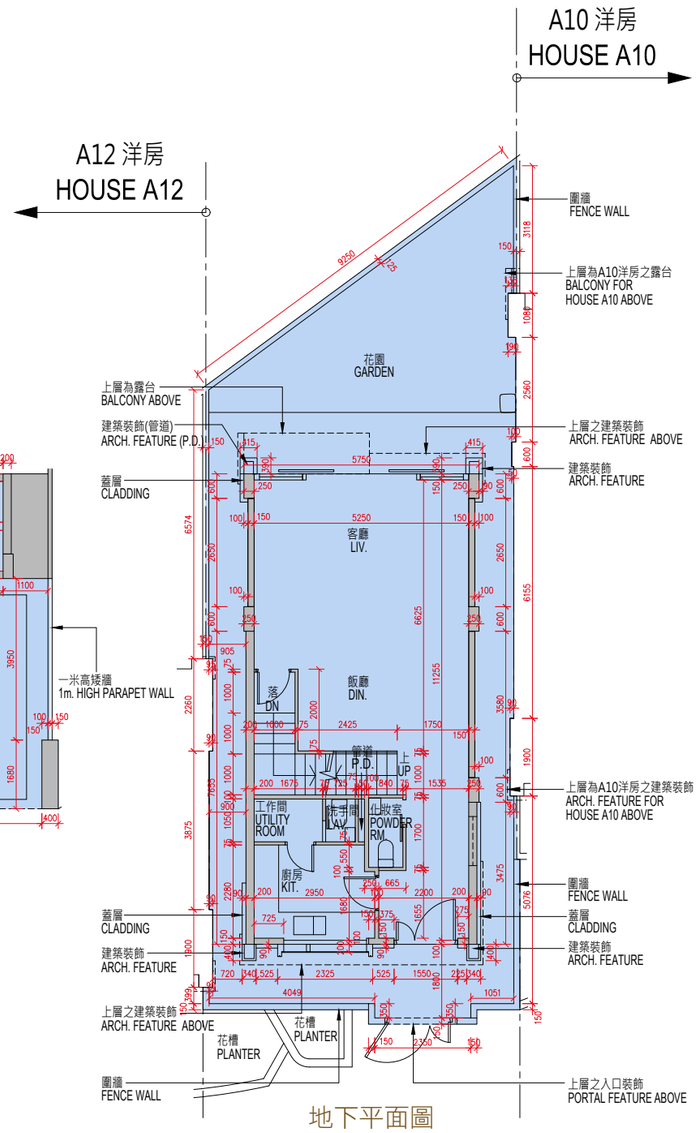

地下平面圖
G/F PLAN

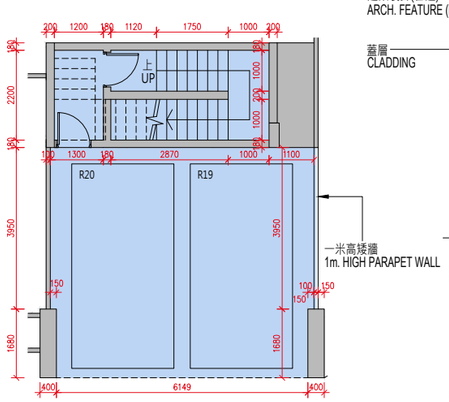

地庫平面圖
B/F PLAN

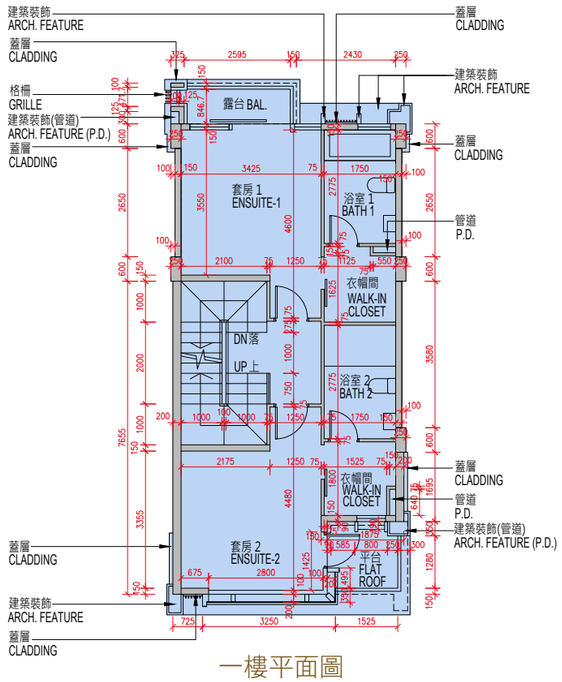

一樓平面圖
1/F PLAN

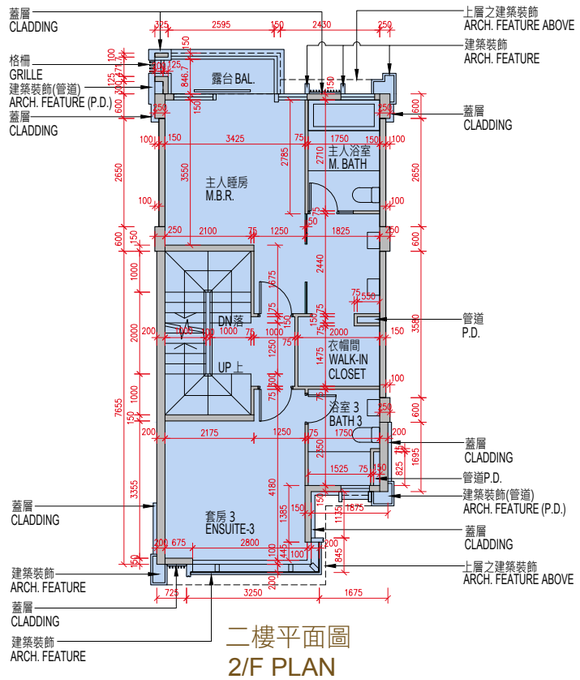

二樓平面圖
2/F PLAN

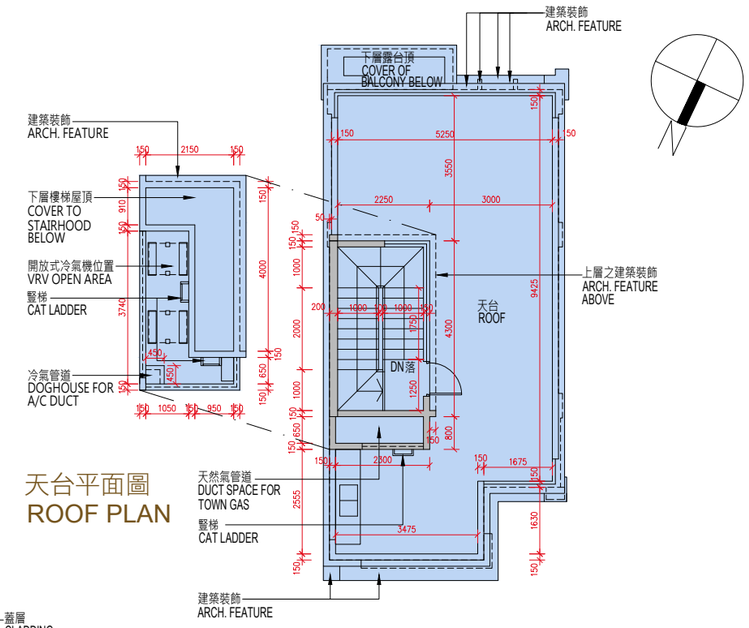

天台平面圖
ROOF PLAN

SCALE 比例 0 5 10M(米)

備註：
樓面平面圖之尺規所列數字為以毫米標示之建築結構尺寸。
Note:
The dimensions of the floor plans are all structural dimensions in millimeter.

10 期數的住宅物業的樓面平面圖
FLOOR PLANS OF RESIDENTIAL PROPERTIES IN THE PHASE

描述 Description	樓層 Floor				
	地庫 B/F	地下 G/F	1樓 1/F	2樓 2/F	天台 Roof
每個住宅物業的樓板(不包括灰泥)的厚度 (毫米) The thickness of the floor slabs (excluding plaster) of each residential property (mm)	200	150	150 200	150	不適用 Not applicable
每個住宅物業的層與層之間的高度(指該樓層之石屎地台面與上一層石屎地台面之高度距離) (米) The floor-to-floor height (refers to the height between the top surface of the structural slab of a floor and the top surface of the structural slab of its immediate upper floor) of each residential property (m)	3.35 3.95 4.05 4.45	3.70 3.90 4.00	3.40 3.45 3.50 3.60 3.75	3.50 3.55 3.60 3.80	

1. 因住宅物業的較高樓層的結構牆的厚度遞減，較高樓層的內部面積，一般比較低樓層的內部面積稍大。
2. 以上平面圖中顯示之名詞、簡稱及其適用的附註，請參閱本售樓説明書第23頁。
1. The internal areas of the residential properties on the upper floors will generally be slightly larger than those on the lower floors because of the reducing thickness of the structural walls on the upper floors.
2. Please refer to page 23 of this sales brochure for legend of the terms and abbreviations shown on the floor plan above and the explanatory notes that are applicable thereto.

洋房A12 HOUSE A12

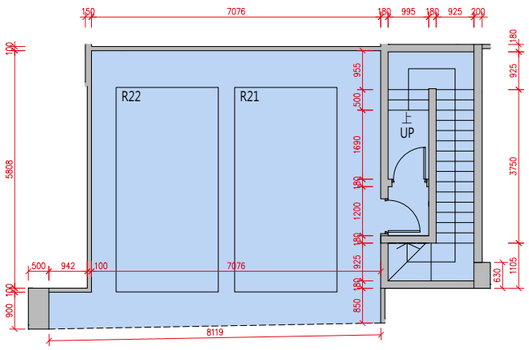

地庫平面圖
B/F PLAN

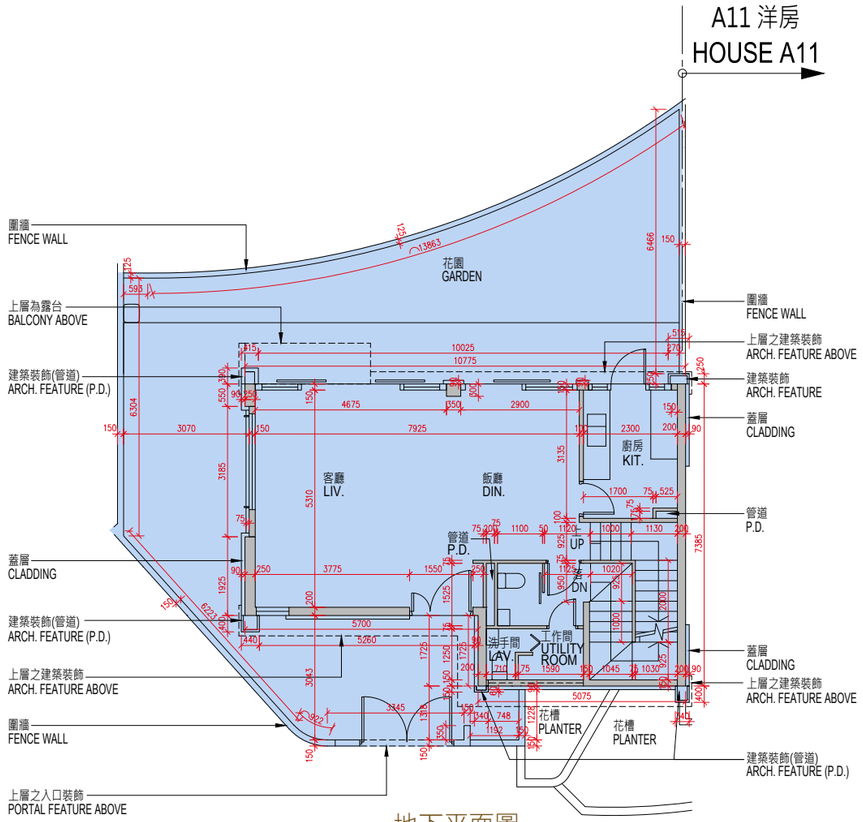

地下平面圖
G/F PLAN

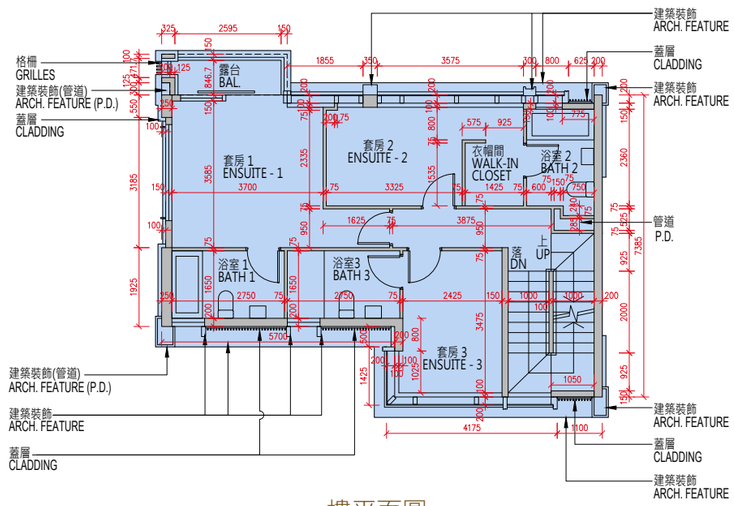

一樓平面圖
1/F PLAN

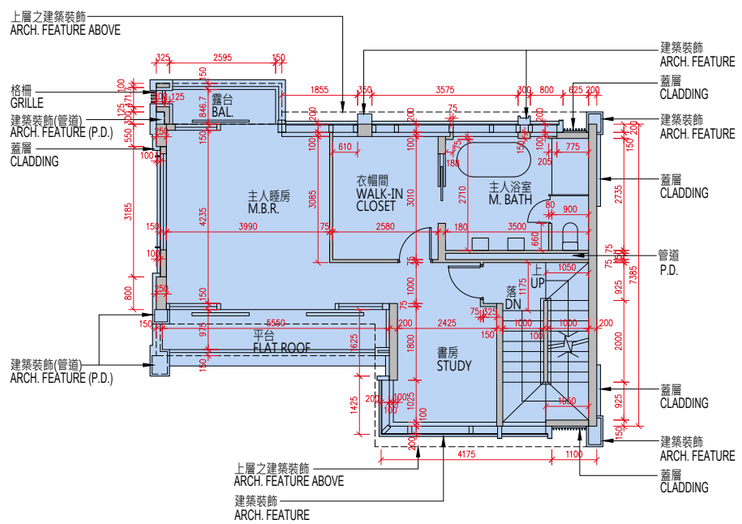

二樓平面圖
2/F PLAN

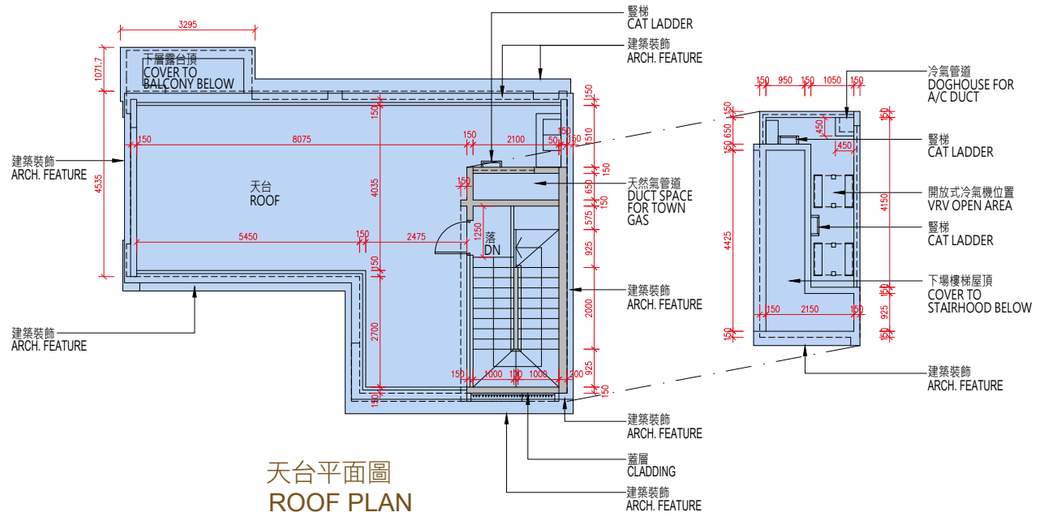

天台平面圖
ROOF PLAN

SCALE 比例 0 5 10M(米)

備註：
樓面平面圖之尺規所列數字為以毫米標示之建築結構尺寸。
Note:
The dimensions of the floor plans are all structural dimensions in millimeter.

10 期數的住宅物業的樓面平面圖
FLOOR PLANS OF RESIDENTIAL PROPERTIES IN THE PHASE

描述 Description	樓層 Floor				
	地庫 B/F	地下 G/F	1樓 1/F	2樓 2/F	天台 Roof
每個住宅物業的樓板(不包括灰泥)的厚度 (毫米) The thickness of the floor slabs (excluding plaster) of each residential property (mm)	200	150	150	150 200	不適用 Not applicable
每個住宅物業的層與層之間的高度(指該樓層之石屎地台面與上一層石屎地台面之高度距離) (米) The floor-to-floor height (refers to the height between the top surface of the structural slab of a floor and the top surface of the structural slab of its immediate upper floor) of each residential property (m)	3.35 4.05 4.45	3.70 3.95 4.00	3.20 3.25 3.30 3.45 3.50 3.55 3.80	3.50 3.55 3.80	

1. 因住宅物業的較高樓層的結構牆的厚度遞減，較高樓層的內部面積，一般比較低樓層的內部面積稍大。
2. 以上平面圖中顯示之名詞、簡稱及其適用的附註，請參閱本售樓説明書第23頁。
1. The internal areas of the residential properties on the upper floors will generally be slightly larger than those on the lower floors because of the reducing thickness of the structural walls on the upper floors.
2. Please refer to page 23 of this sales brochure for legend of the terms and abbreviations shown on the floor plan above and the explanatory notes that are applicable thereto.

10 期數的住宅物業的樓面平面圖
FLOOR PLANS OF RESIDENTIAL PROPERTIES IN THE PHASE

洋房B1 HOUSE B1

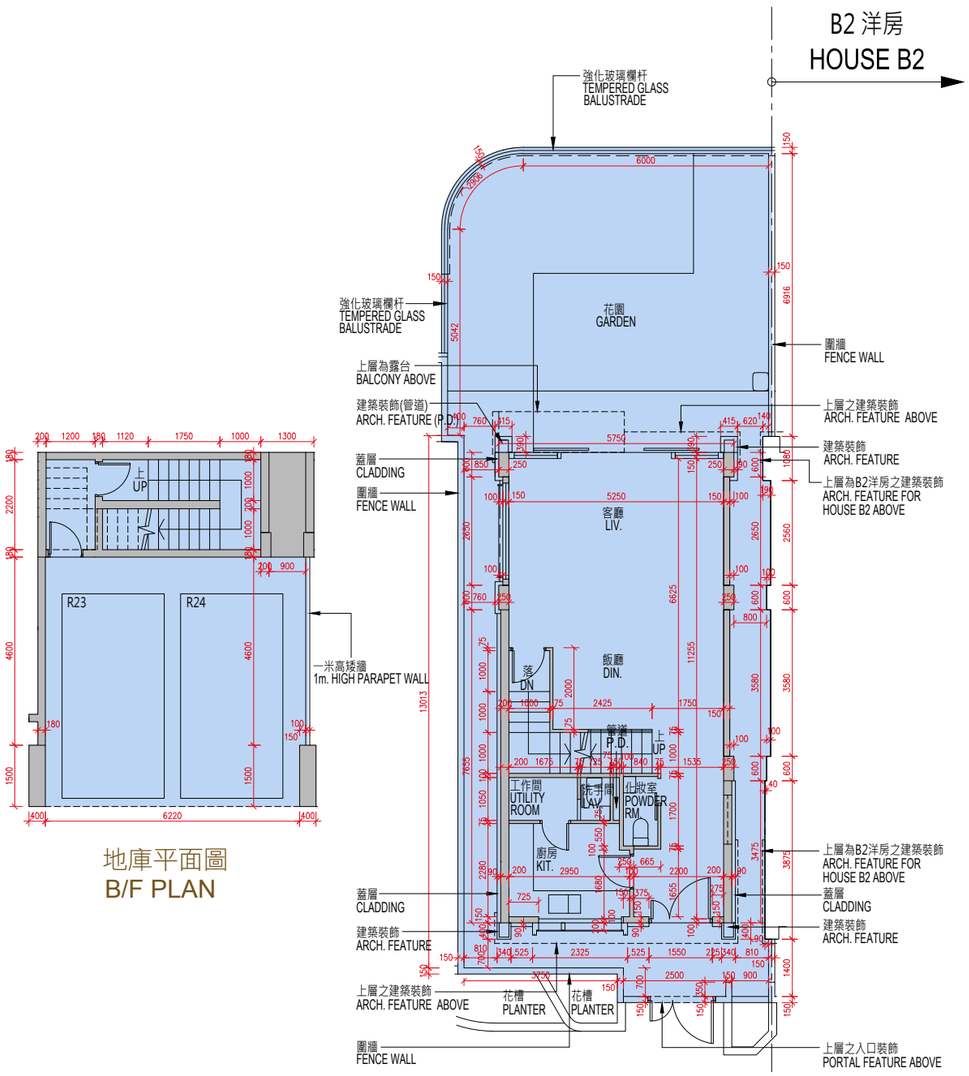

地庫平面圖
B/F PLAN

地下平面圖
G/F PLAN

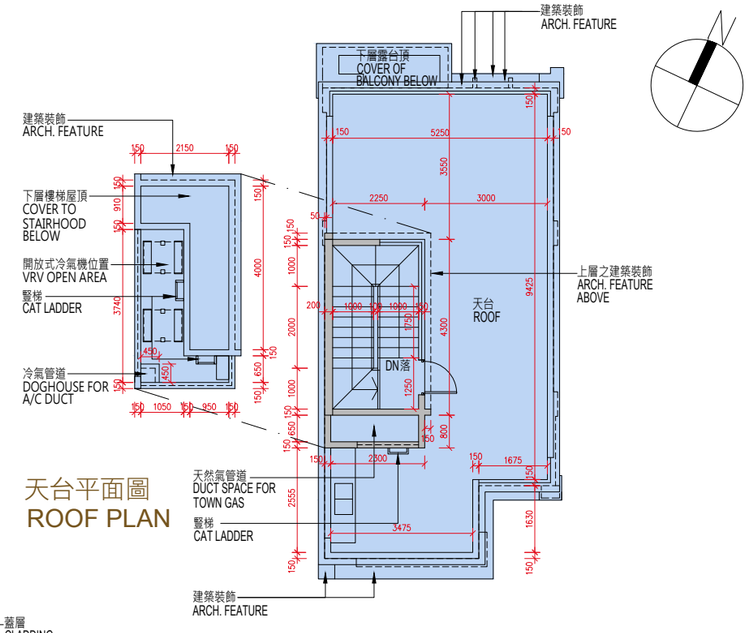

天台平面圖
ROOF PLAN

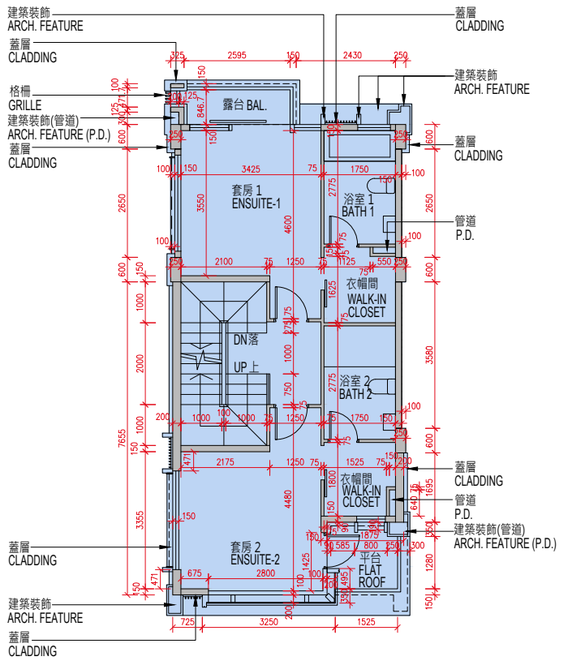

一樓平面圖
1/F PLAN

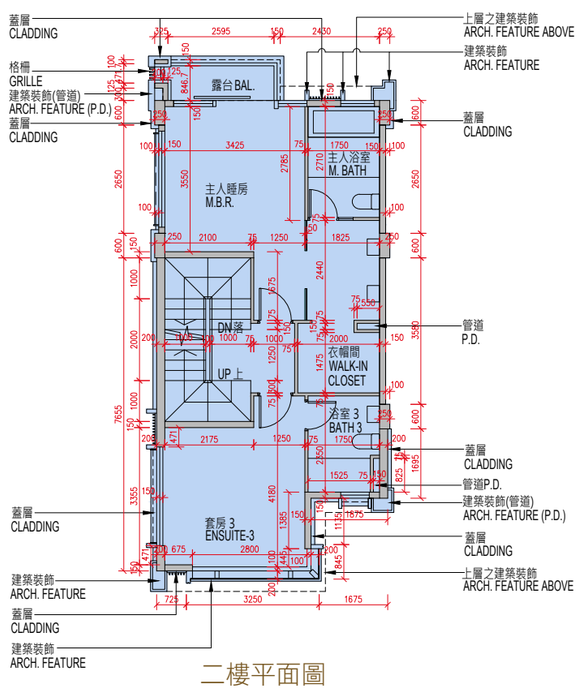

二樓平面圖
2/F PLAN

備註：
樓面平面圖之尺規所列數字為以毫米標示之建築結構尺寸。
Note:
The dimensions of the floor plans are all structural dimensions in millimeter.

SCALE
比例 0 5 10M(米)

10 期數的住宅物業的樓面平面圖
FLOOR PLANS OF RESIDENTIAL PROPERTIES IN THE PHASE

描述 Description	樓層 Floor				
	地庫 B/F	地下 G/F	1樓 1/F	2樓 2/F	天台 Roof
每個住宅物業的樓板(不包括灰泥)的厚度 (毫米) The thickness of the floor slabs (excluding plaster) of each residential property (mm)	200	150	150 200	150	不適用 Not applicable
每個住宅物業的層與層之間的高度(指該樓層之石屎地台面與上一層石屎地台面之高度距離) (米) The floor-to-floor height (refers to the height between the top surface of the structural slab of a floor and the top surface of the structural slab of its immediate upper floor) of each residential property (m)	3.35 3.95 4.05 4.45	3.70 3.90 4.00	3.40 3.45 3.50 3.60 3.75	3.50 3.55 3.60 3.80	

1. 因住宅物業的較高樓層的結構牆的厚度遞減，較高樓層的內部面積，一般比較低樓層的內部面積稍大。
2. 以上平面圖中顯示之名詞、簡稱及其適用的附註，請參閱本售樓説明書第23頁。
1. The internal areas of the residential properties on the upper floors will generally be slightly larger than those on the lower floors because of the reducing thickness of the structural walls on the upper floors.
2. Please refer to page 23 of this sales brochure for legend of the terms and abbreviations shown on the floor plan above and the explanatory notes that are applicable thereto.

洋房B2 HOUSE B2

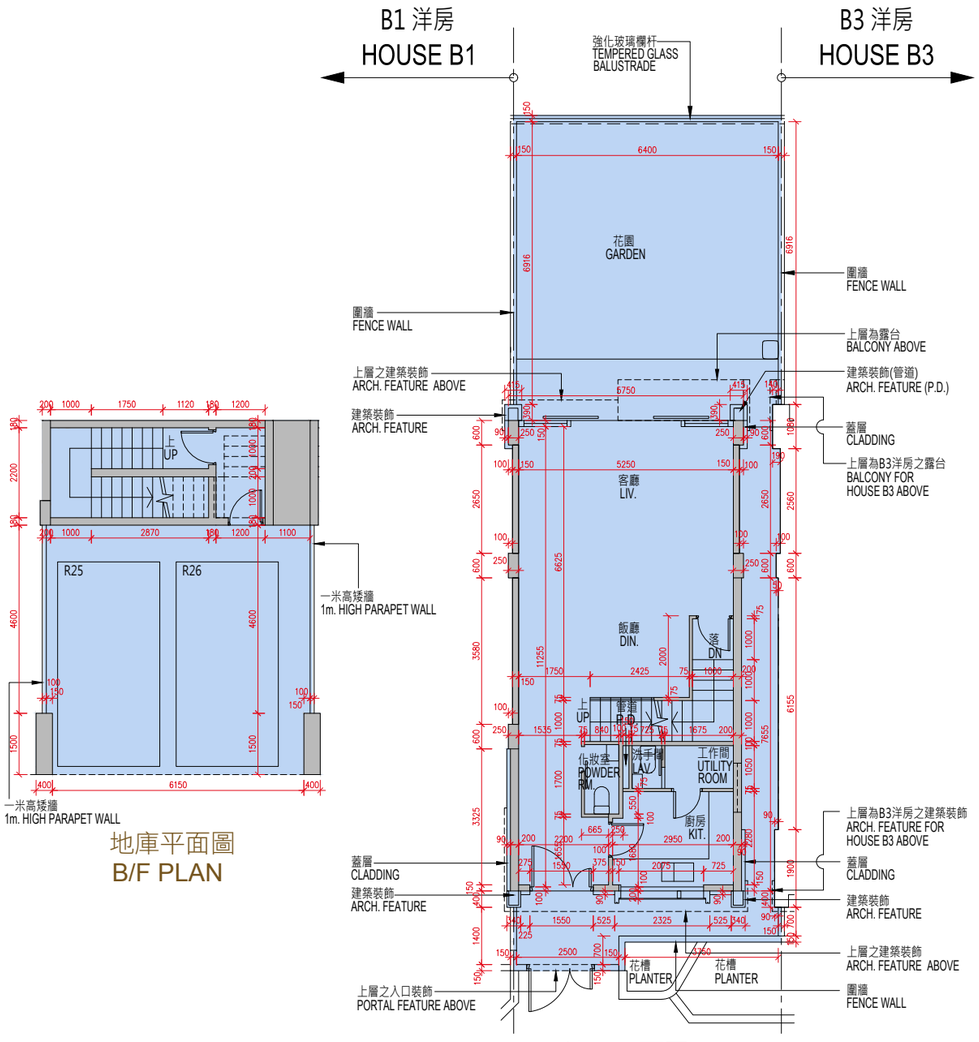

地庫平面圖
B/F PLAN

地下平面圖
G/F PLAN

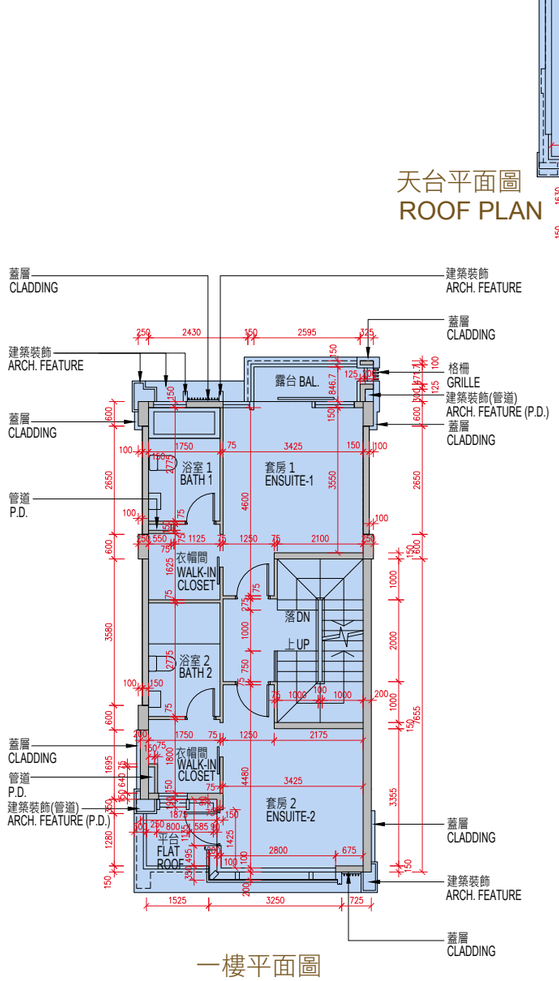

一樓平面圖
1/F PLAN

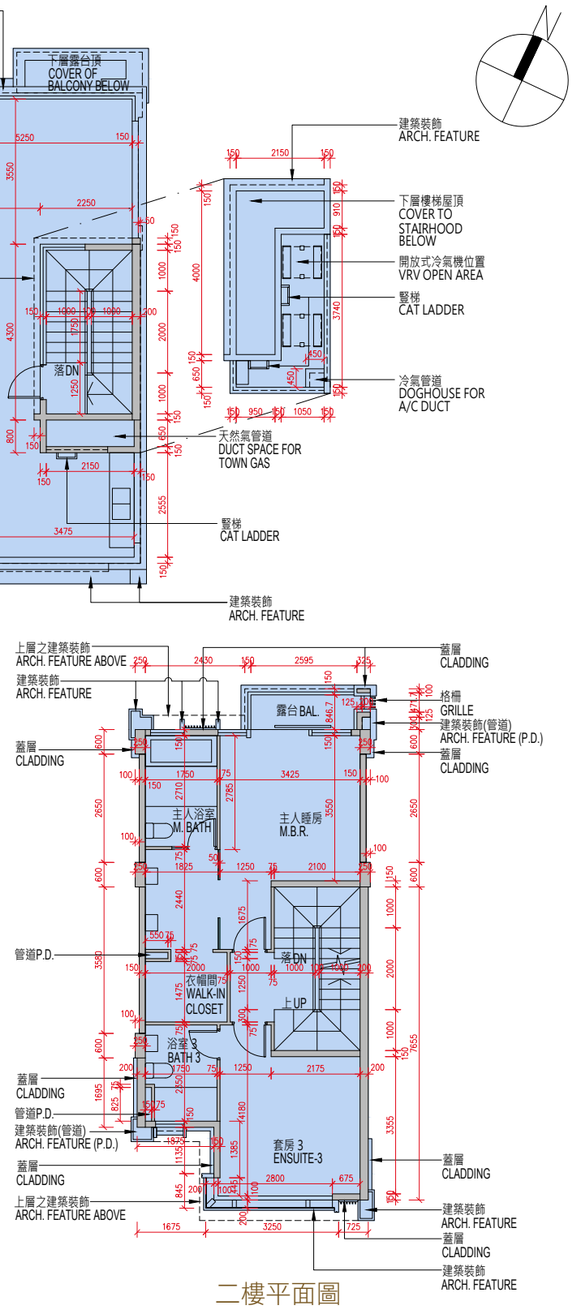

二樓平面圖
2/F PLAN

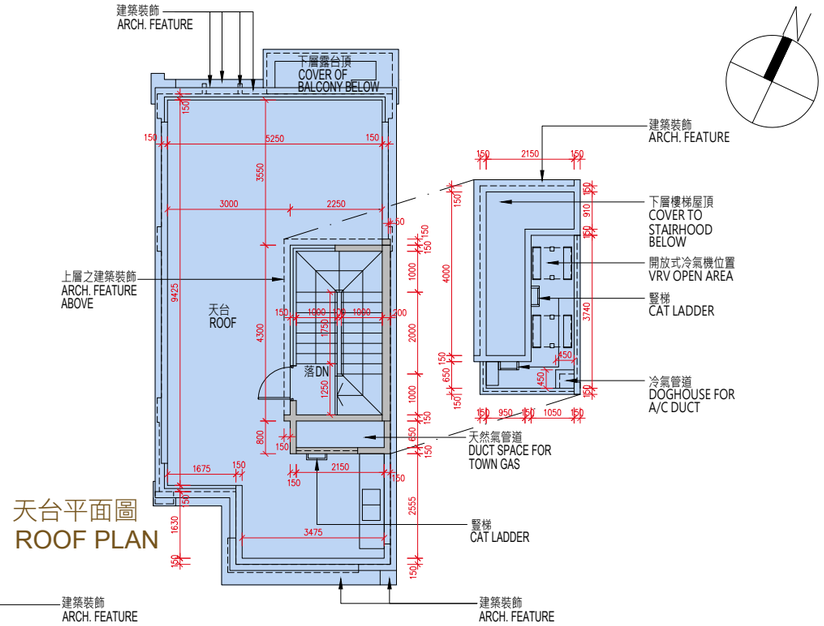

天台平面圖
ROOF PLAN

備註：
樓面平面圖之尺規所列數字為以毫米標示之建築結構尺寸。
Note:
The dimensions of the floor plans are all structural dimensions in millimeter.

SCALE
比例 0 5 10M(米)

10 期數的住宅物業的樓面平面圖
FLOOR PLANS OF RESIDENTIAL PROPERTIES IN THE PHASE

描述 Description	樓層 Floor				
	地庫 B/F	地下 G/F	1樓 1/F	2樓 2/F	天台 Roof
每個住宅物業的樓板(不包括灰泥)的厚度 (毫米) The thickness of the floor slabs (excluding plaster) of each residential property (mm)	200	150	150 200	150	不適用 Not applicable
每個住宅物業的層與層之間的高度(指該樓層之石屎地台面與上一層石屎地台面之高度距離) (米) The floor-to-floor height (refers to the height between the top surface of the structural slab of a floor and the top surface of the structural slab of its immediate upper floor) of each residential property (m)	3.35 3.95 4.05 4.45	3.70 3.90 4.00	3.40 3.45 3.50 3.60 3.75	3.50 3.55 3.60 3.80	

1. 因住宅物業的較高樓層的結構牆的厚度遞減，較高樓層的內部面積，一般比較低樓層的內部面積稍大。
2. 以上平面圖中顯示之名詞、簡稱及其適用的附註，請參閱本售樓説明書第23頁。
1. The internal areas of the residential properties on the upper floors will generally be slightly larger than those on the lower floors because of the reducing thickness of the structural walls on the upper floors.
2. Please refer to page 23 of this sales brochure for legend of the terms and abbreviations shown on the floor plan above and the explanatory notes that are applicable thereto.

洋房B3 HOUSE B3

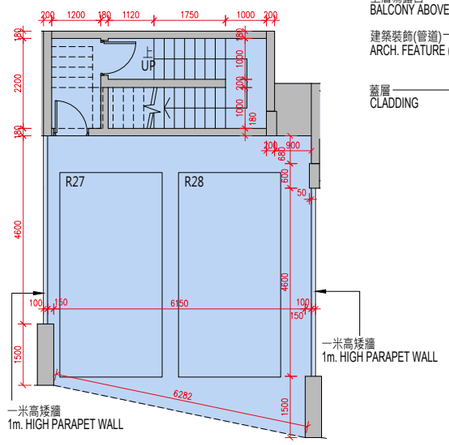

地庫平面圖
B/F PLAN

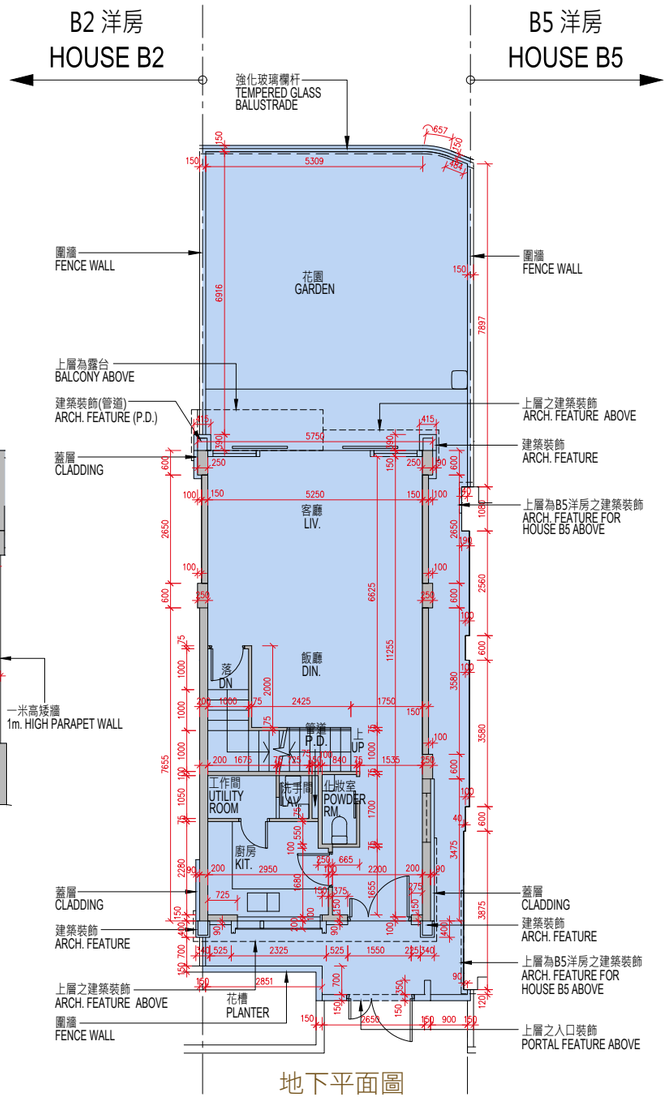

地下平面圖
G/F PLAN

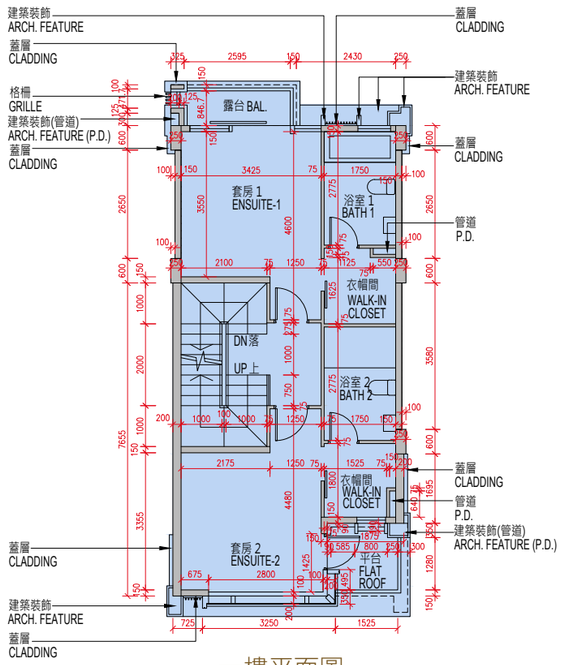

一樓平面圖
1/F PLAN

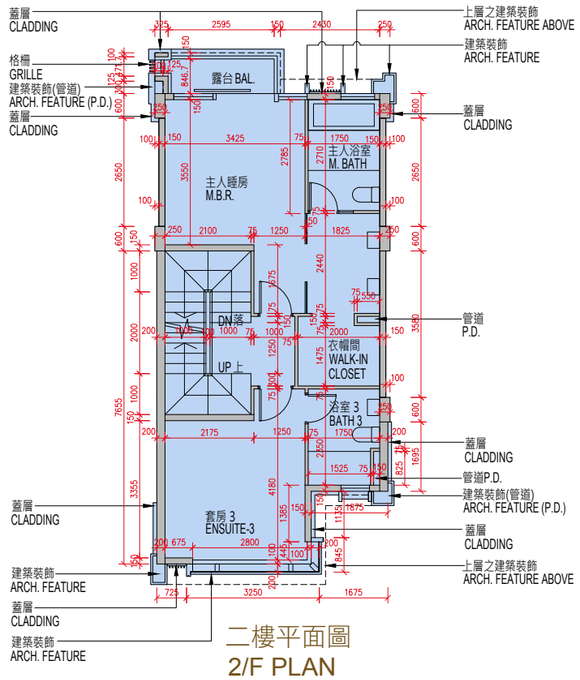

二樓平面圖
2/F PLAN

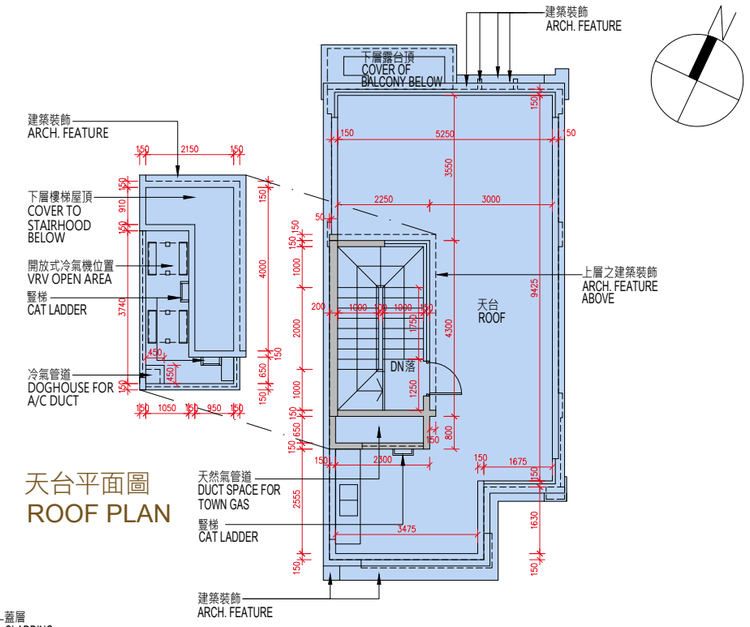

天台平面圖
ROOF PLAN

SCALE
比例 0 5 10M(米)

備註：
樓面平面圖之尺規所列數字為以毫米標示之建築結構尺寸。
Note:
The dimensions of the floor plans are all structural dimensions in millimeter.

10 期數的住宅物業的樓面平面圖
FLOOR PLANS OF RESIDENTIAL PROPERTIES IN THE PHASE

描述 Description	樓層 Floor				
	地庫 B/F	地下 G/F	1樓 1/F	2樓 2/F	天台 Roof
每個住宅物業的樓板(不包括灰泥)的厚度 (毫米) The thickness of the floor slabs (excluding plaster) of each residential property (mm)	200	150	150 200	150	不適用 Not applicable
每個住宅物業的層與層之間的高度(指該樓層之石屎地台面與上一層石屎地台面之高度距離) (米) The floor-to-floor height (refers to the height between the top surface of the structural slab of a floor and the top surface of the structural slab of its immediate upper floor) of each residential property (m)	3.35 3.95 4.05 4.45	3.70 3.90 4.00	3.40 3.45 3.50 3.60 3.75	3.50 3.55 3.60 3.80	

1. 因住宅物業的較高樓層的結構牆的厚度遞減，較高樓層的內部面積，一般比較低樓層的內部面積稍大。
2. 以上平面圖中顯示之名詞、簡稱及其適用的附註，請參閱本售樓説明書第23頁。
1. The internal areas of the residential properties on the upper floors will generally be slightly larger than those on the lower floors because of the reducing thickness of the structural walls on the upper floors.
2. Please refer to page 23 of this sales brochure for legend of the terms and abbreviations shown on the floor plan above and the explanatory notes that are applicable thereto.

10 期數的住宅物業的樓面平面圖
FLOOR PLANS OF RESIDENTIAL PROPERTIES IN THE PHASE

洋房B5 HOUSE B5

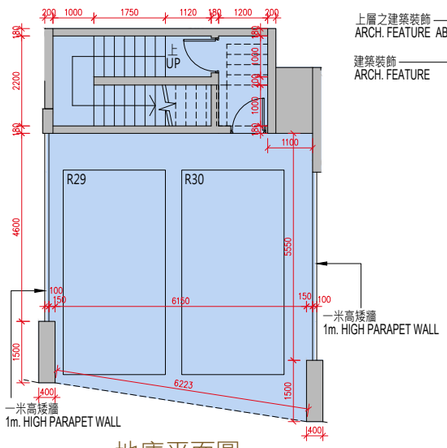

地庫平面圖
B/F PLAN

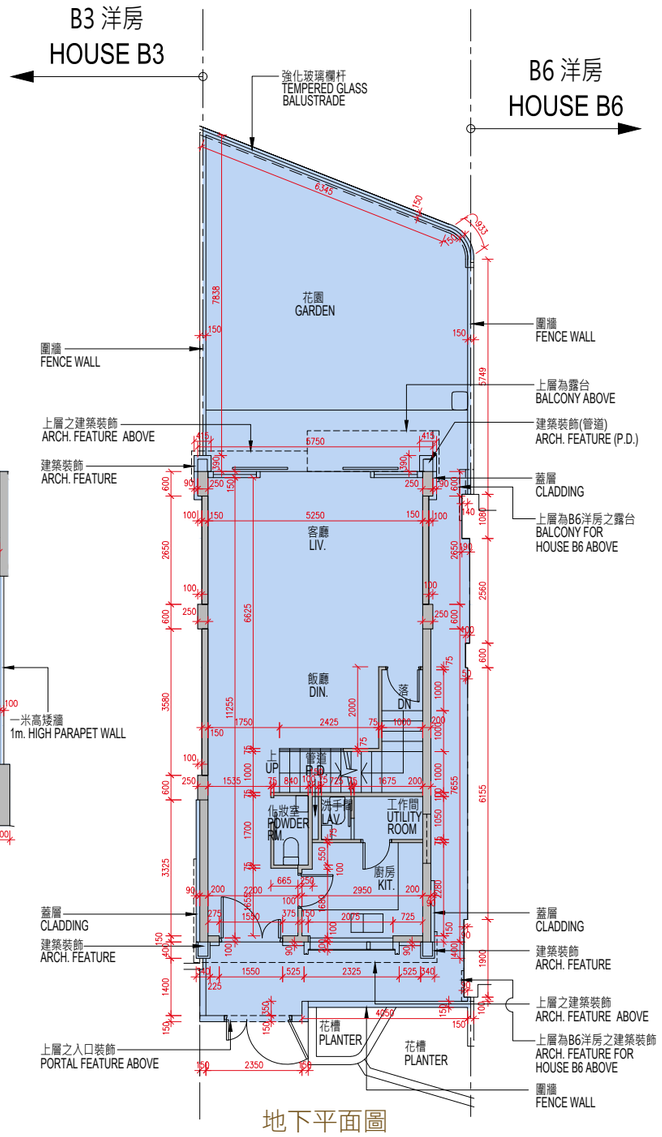

地下平面圖
G/F PLAN

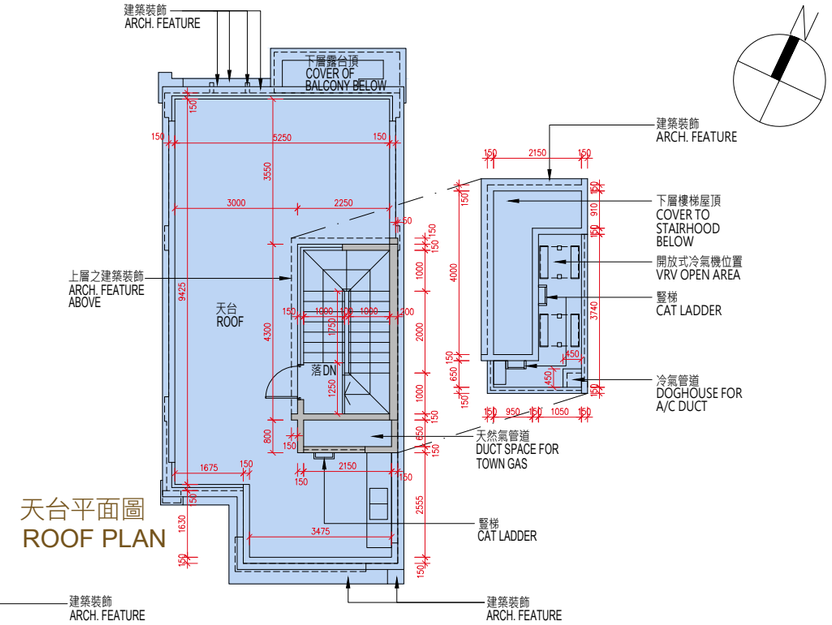

天台平面圖
ROOF PLAN

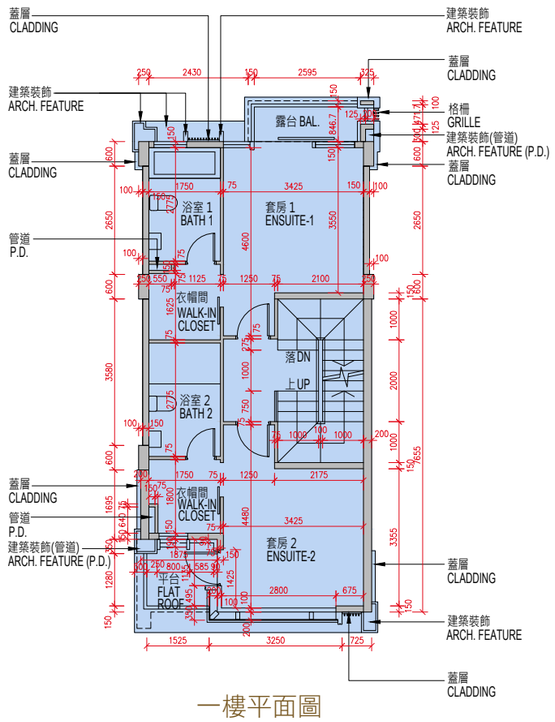

一樓平面圖
1/F PLAN

二樓平面圖
2/F PLAN

備註：
樓面平面圖之尺規所列數字為以毫米標示之建築結構尺寸。
Note:
The dimensions of the floor plans are all structural dimensions in millimeter.

SCALE 比例 0 5 10M(米)

描述 Description	樓層 Floor				
	地庫 B/F	地下 G/F	1樓 1/F	2樓 2/F	天台 Roof
每個住宅物業的樓板(不包括灰泥)的厚度 (毫米) The thickness of the floor slabs (excluding plaster) of each residential property (mm)	200	150	150 200	150	不適用 Not applicable
每個住宅物業的層與層之間的高度(指該樓層之石屎地台面與上一層石屎地台面之高度距離) (米) The floor-to-floor height (refers to the height between the top surface of the structural slab of a floor and the top surface of the structural slab of its immediate upper floor) of each residential property (m)	3.35 3.95 4.05 4.45	3.70 3.90 4.00	3.40 3.45 3.50 3.60 3.75	3.50 3.55 3.60 3.80	

1. 因住宅物業的較高樓層的結構牆的厚度遞減，較高樓層的內部面積，一般比較低樓層的內部面積稍大。
2. 以上平面圖中顯示之名詞、簡稱及其適用的附註，請參閱本售樓説明書第23頁。
1. The internal areas of the residential properties on the upper floors will generally be slightly larger than those on the lower floors because of the reducing thickness of the structural walls on the upper floors.
2. Please refer to page 23 of this sales brochure for legend of the terms and abbreviations shown on the floor plan above and the explanatory notes that are applicable thereto.

10 期數的住宅物業的樓面平面圖
FLOOR PLANS OF RESIDENTIAL PROPERTIES IN THE PHASE

洋房B6 HOUSE B6

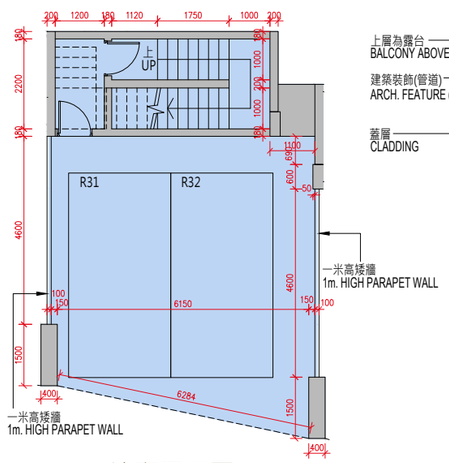

地庫平面圖
B/F PLAN

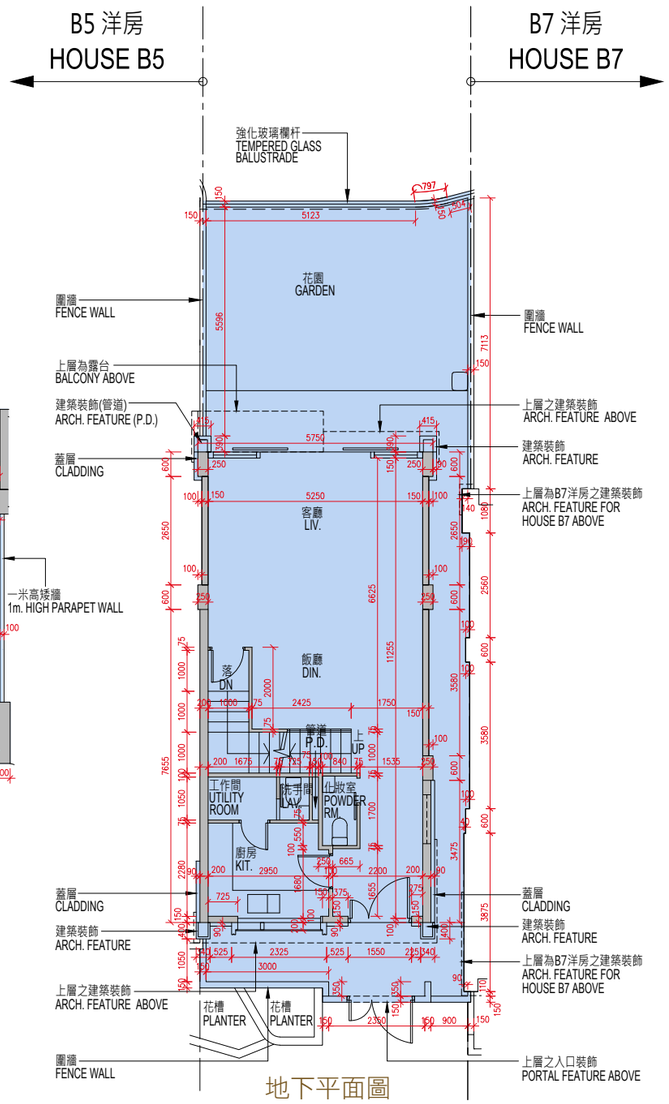

地下平面圖
G/F PLAN

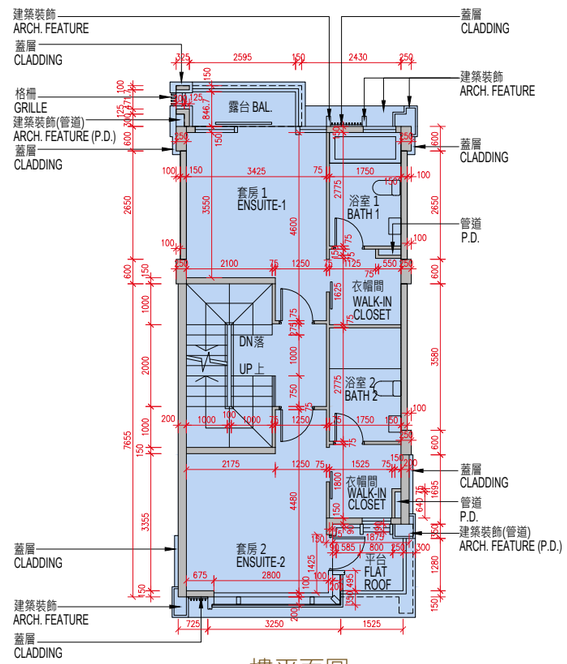

一樓平面圖
1/F PLAN

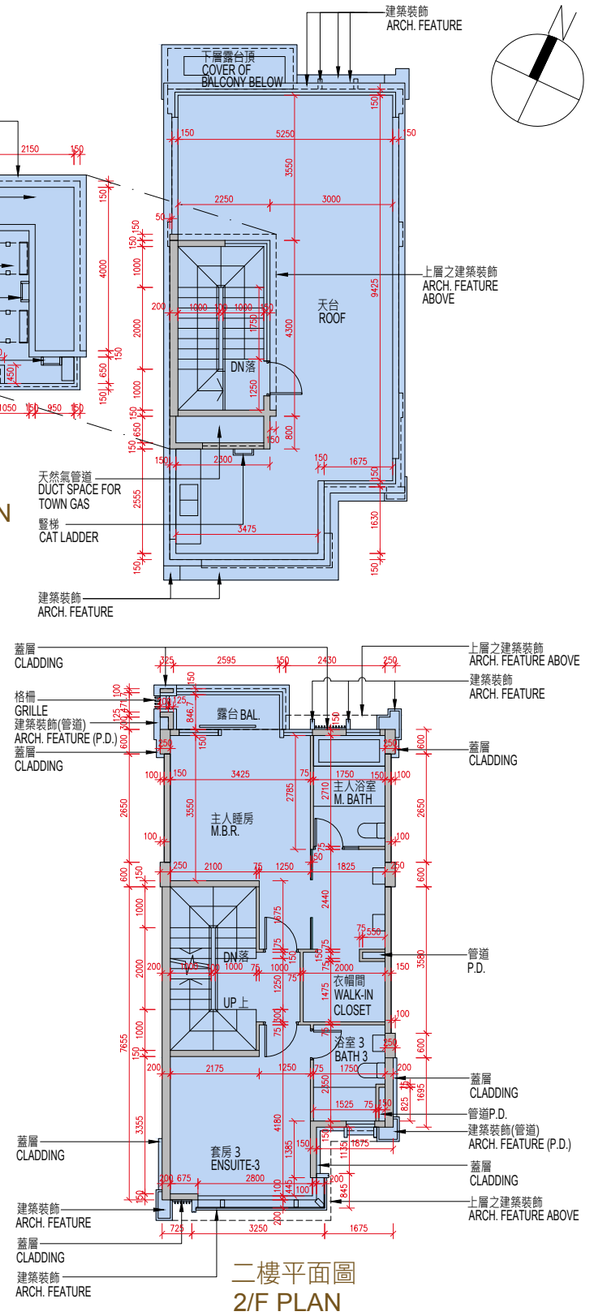

天台平面圖
ROOF PLAN

二樓平面圖
2/F PLAN

SCALE
比例 0 5 10M(米)

備註：
樓面平面圖之尺規所列數字為以毫米標示之建築結構尺寸。
Note:
The dimensions of the floor plans are all structural dimensions in millimeter.

10 期數的住宅物業的樓面平面圖
FLOOR PLANS OF RESIDENTIAL PROPERTIES IN THE PHASE

描述 Description	樓層 Floor				
	地庫 B/F	地下 G/F	1樓 1/F	2樓 2/F	天台 Roof
每個住宅物業的樓板(不包括灰泥)的厚度 (毫米) The thickness of the floor slabs (excluding plaster) of each residential property (mm)	200	150	150 200	150	不適用 Not applicable
每個住宅物業的層與層之間的高度(指該樓層之石屎地台面與上一層石屎地台面之高度距離) (米) The floor-to-floor height (refers to the height between the top surface of the structural slab of a floor and the top surface of the structural slab of its immediate upper floor) of each residential property (m)	3.35 3.95 4.05 4.45	3.70 3.90 4.00	3.40 3.45 3.50 3.60 3.75	3.50 3.55 3.60 3.80	

1. 因住宅物業的較高樓層的結構牆的厚度遞減，較高樓層的內部面積，一般比較低樓層的內部面積稍大。
2. 以上平面圖中顯示之名詞、簡稱及其適用的附註，請參閱本售樓説明書第23頁。
1. The internal areas of the residential properties on the upper floors will generally be slightly larger than those on the lower floors because of the reducing thickness of the structural walls on the upper floors.
2. Please refer to page 23 of this sales brochure for legend of the terms and abbreviations shown on the floor plan above and the explanatory notes that are applicable thereto.

洋房B7 HOUSE B7

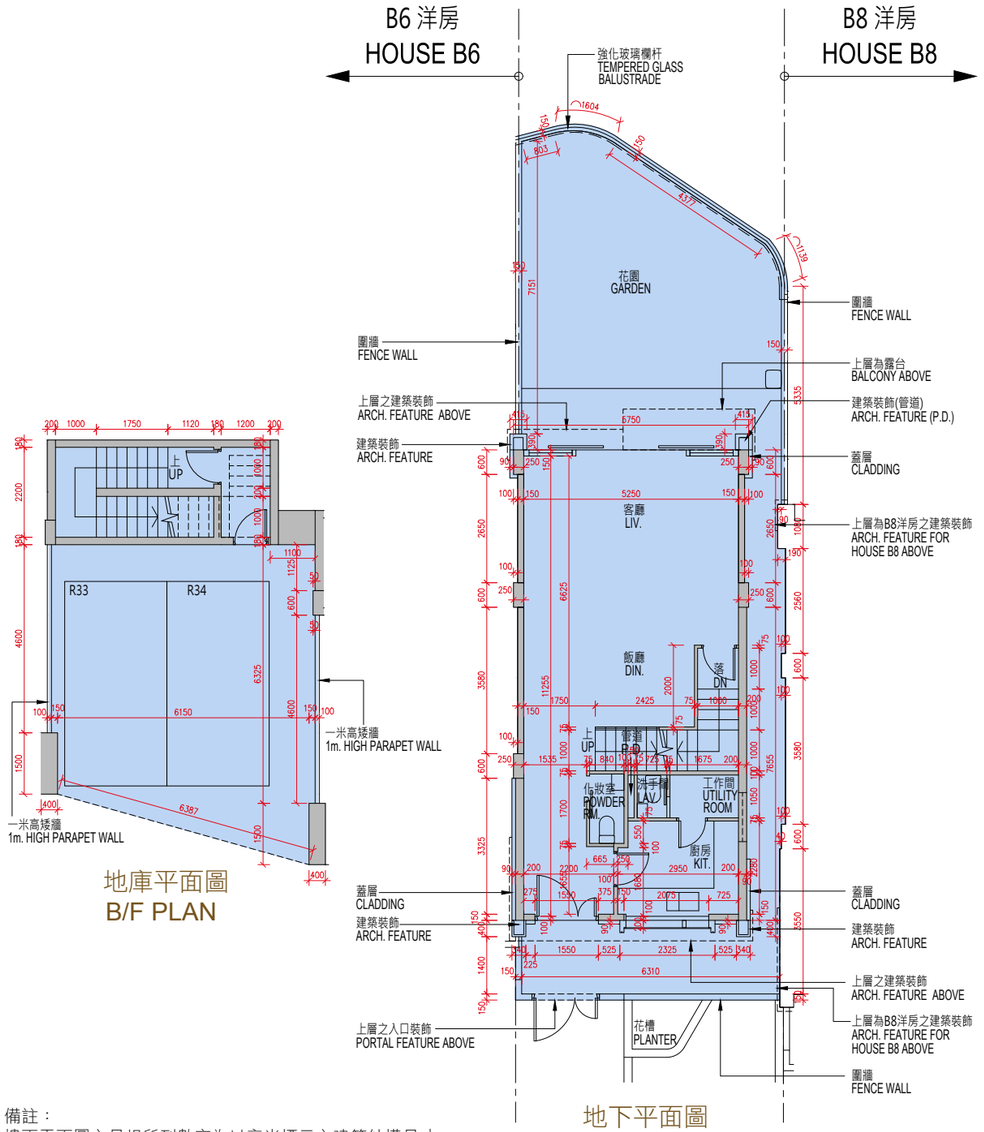

地下平面圖
G/F PLAN

地庫平面圖
B/F PLAN

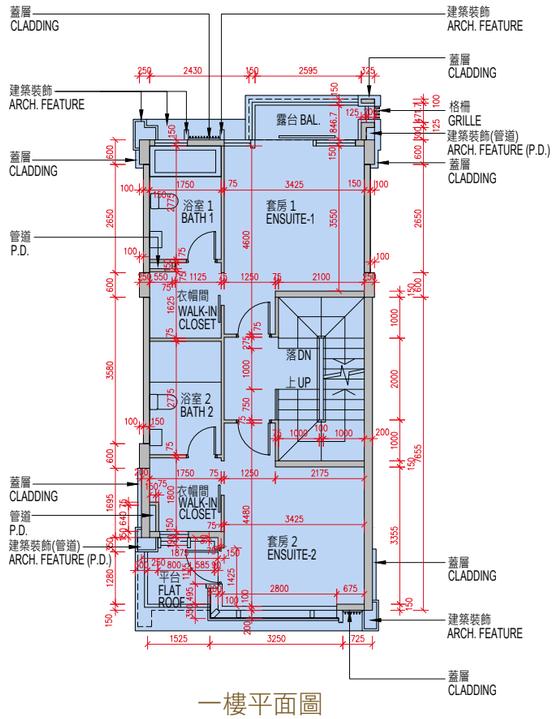

一樓平面圖
1/F PLAN

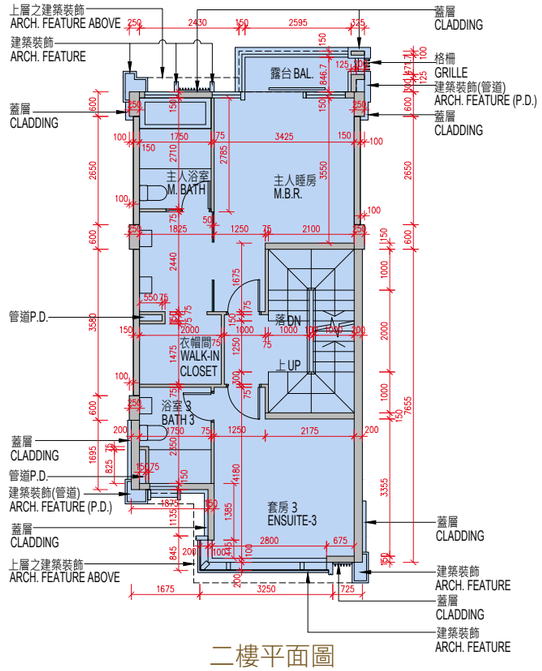

二樓平面圖
2/F PLAN

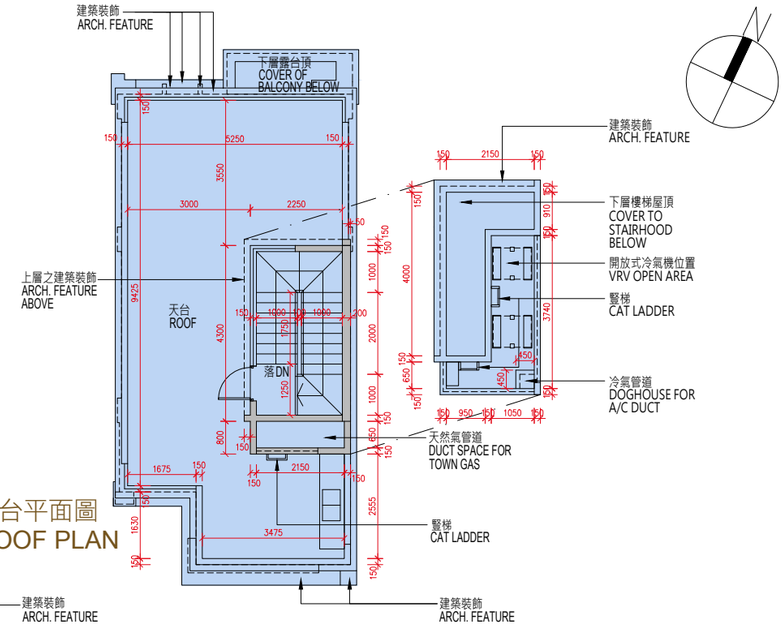

天台平面圖
ROOF PLAN

SCALE 比例 0 5 10M(米)

備註：
樓面平面圖之尺規所列數字為以毫米標示之建築結構尺寸。
Note:
The dimensions of the floor plans are all structural dimensions in millimeter.

10 期數的住宅物業的樓面平面圖
FLOOR PLANS OF RESIDENTIAL PROPERTIES IN THE PHASE

描述 Description	樓層 Floor				
	地庫 B/F	地下 G/F	1樓 1/F	2樓 2/F	天台 Roof
每個住宅物業的樓板(不包括灰泥)的厚度 (毫米) The thickness of the floor slabs (excluding plaster) of each residential property (mm)	200	150	150 200	150	不適用 Not applicable
每個住宅物業的層與層之間的高度(指該樓層之石屎地台面與上一層石屎地台面之高度距離) (米) The floor-to-floor height (refers to the height between the top surface of the structural slab of a floor and the top surface of the structural slab of its immediate upper floor) of each residential property (m)	3.35 3.95 4.05 4.45	3.70 3.90 4.00	3.40 3.45 3.50 3.60 3.75	3.50 3.55 3.60 3.80	

1. 因住宅物業的較高樓層的結構牆的厚度遞減，較高樓層的內部面積，一般比較低樓層的內部面積稍大。
2. 以上平面圖中顯示之名詞、簡稱及其適用的附註，請參閱本售樓説明書第23頁。
1. The internal areas of the residential properties on the upper floors will generally be slightly larger than those on the lower floors because of the reducing thickness of the structural walls on the upper floors.
2. Please refer to page 23 of this sales brochure for legend of the terms and abbreviations shown on the floor plan above and the explanatory notes that are applicable thereto.

洋房B8 HOUSE B8

地庫平面圖
B/F PLAN

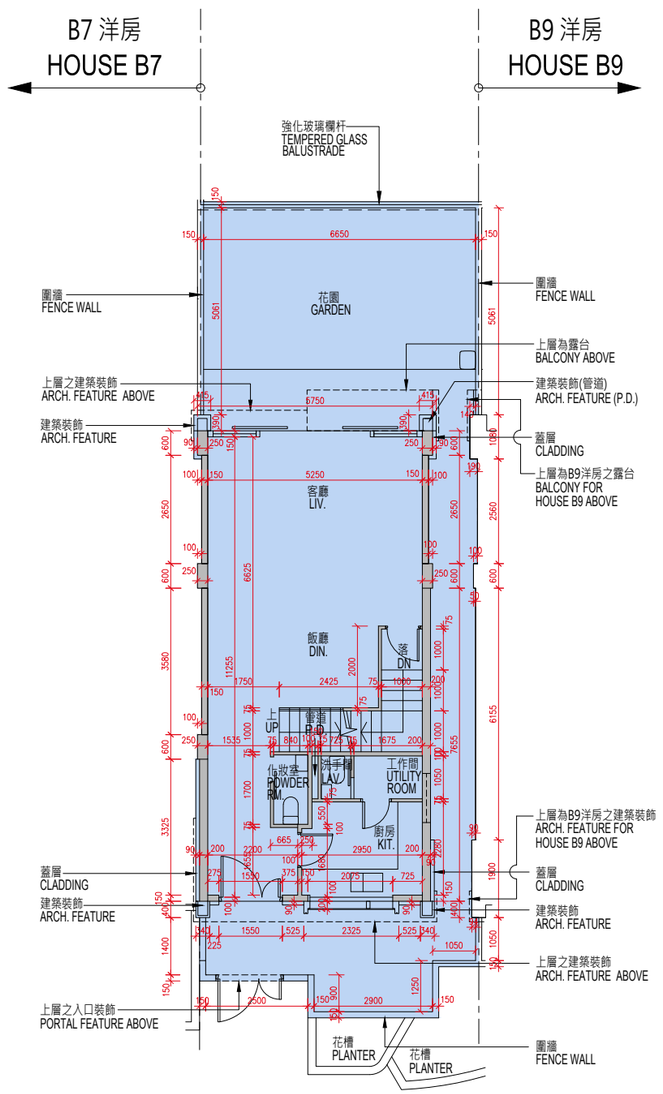

地下平面圖
G/F PLAN

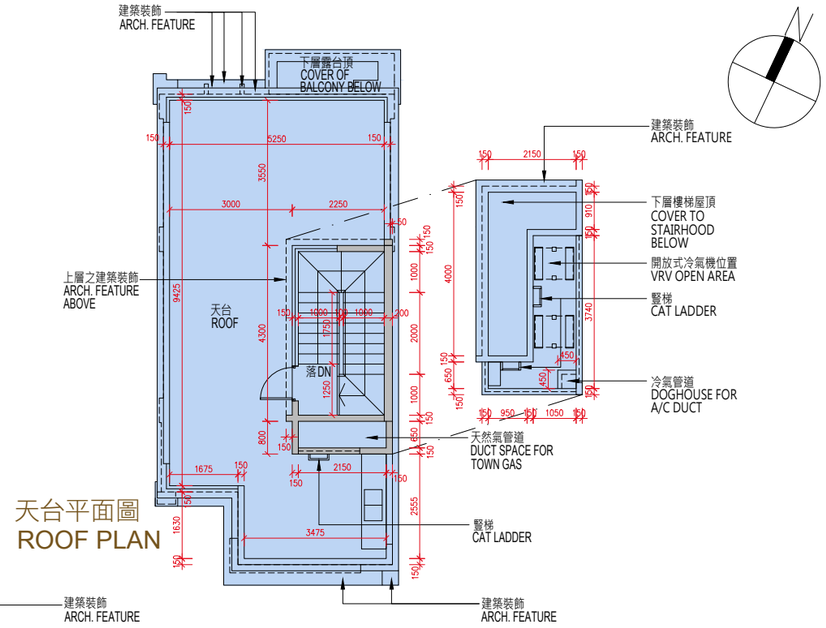

天台平面圖
ROOF PLAN

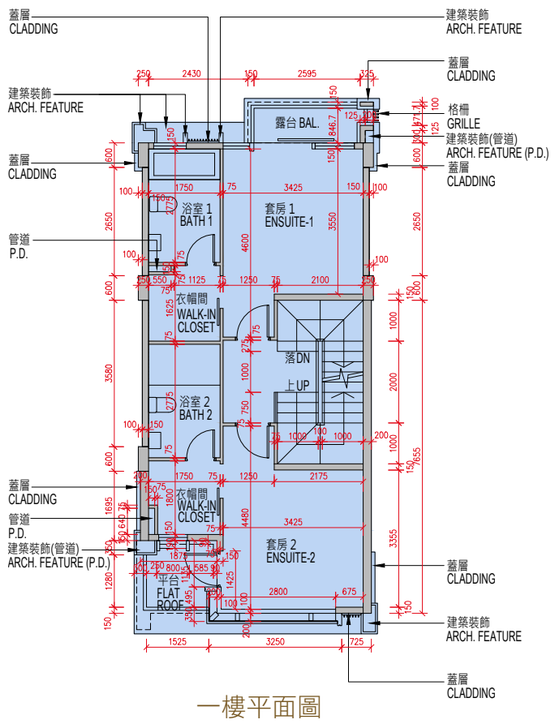

一樓平面圖
1/F PLAN

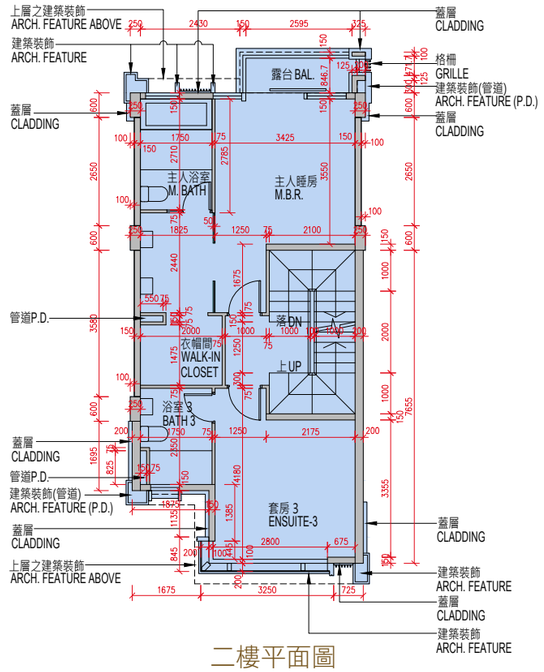

二樓平面圖
2/F PLAN

SCALE
比例 0 5 10M(米)

備註：
樓面平面圖之尺規所列數字為以毫米標示之建築結構尺寸。
Note:
The dimensions of the floor plans are all structural dimensions in millimeter.

10 期數的住宅物業的樓面平面圖
FLOOR PLANS OF RESIDENTIAL PROPERTIES IN THE PHASE

描述 Description	樓層 Floor				
	地庫 B/F	地下 G/F	1樓 1/F	2樓 2/F	天台 Roof
每個住宅物業的樓板(不包括灰泥)的厚度 (毫米) The thickness of the floor slabs (excluding plaster) of each residential property (mm)	200	150	150 200	150	不適用 Not applicable
每個住宅物業的層與層之間的高度(指該樓層之石屎地台面與上一層石屎地台面之高度距離) (米) The floor-to-floor height (refers to the height between the top surface of the structural slab of a floor and the top surface of the structural slab of its immediate upper floor) of each residential property (m)	3.95 4.05 4.45	3.70 3.90 4.00	3.40 3.45 3.50 3.60 3.75	3.50 3.55 3.60 3.80	

1. 因住宅物業的較高樓層的結構牆的厚度遞減，較高樓層的內部面積，一般比較低樓層的內部面積稍大。
2. 以上平面圖中顯示之名詞、簡稱及其適用的附註，請參閱本售樓説明書第23頁。
1. The internal areas of the residential properties on the upper floors will generally be slightly larger than those on the lower floors because of the reducing thickness of the structural walls on the upper floors.
2. Please refer to page 23 of this sales brochure for legend of the terms and abbreviations shown on the floor plan above and the explanatory notes that are applicable thereto.

洋房B9 HOUSE B9

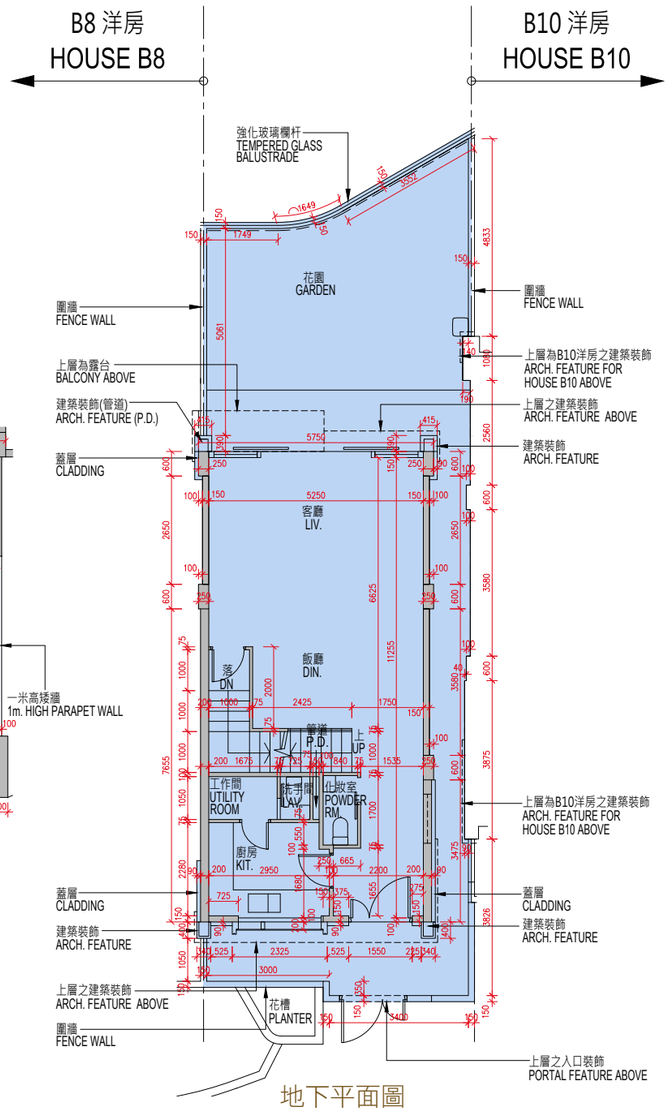

地下平面圖
G/F PLAN

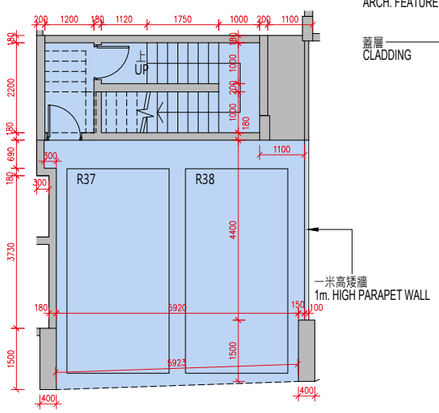

地庫平面圖
B/F PLAN

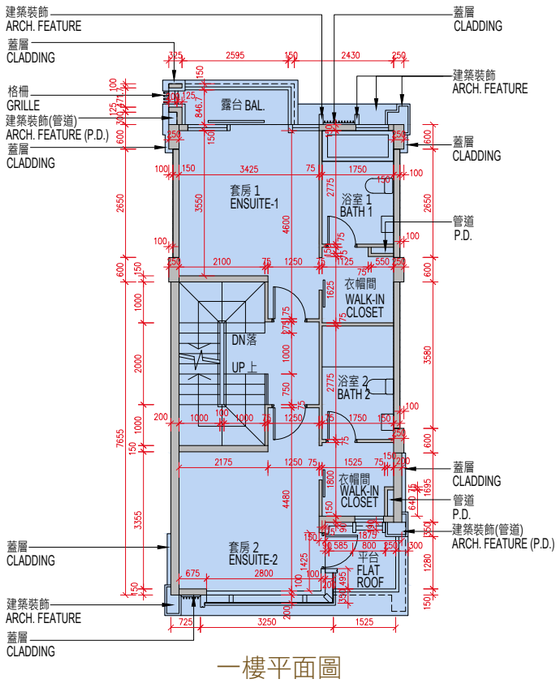

一樓平面圖
1/F PLAN

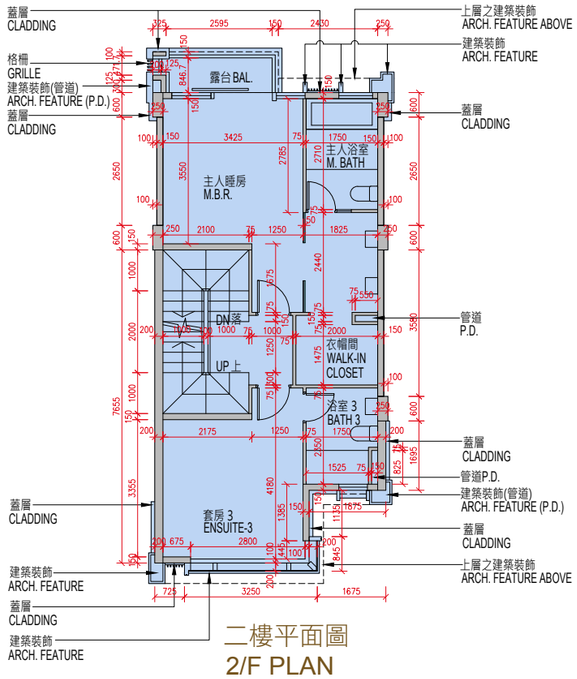

二樓平面圖
2/F PLAN

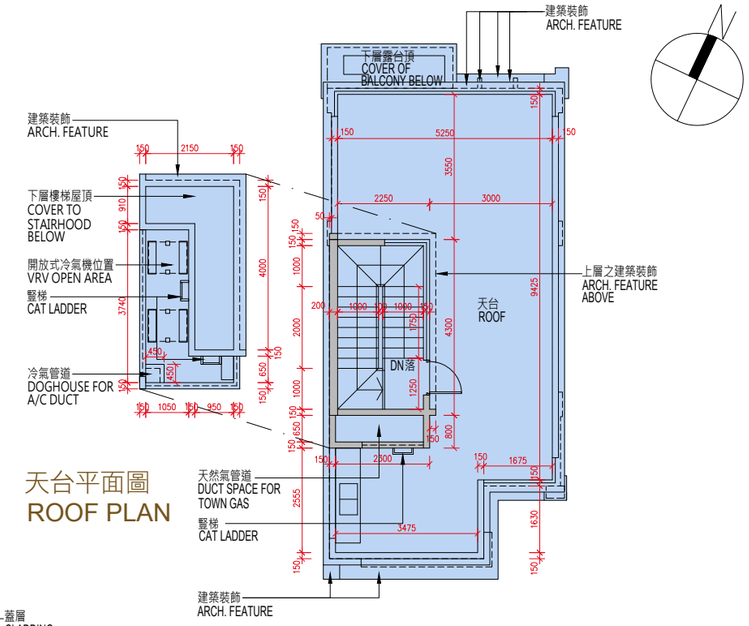

天台平面圖
ROOF PLAN

備註：
樓面平面圖之尺規所列數字為以毫米標示之建築結構尺寸。
Note:
The dimensions of the floor plans are all structural dimensions in millimeter.

SCALE
比例 0 5 10M(米)

10 期數的住宅物業的樓面平面圖
FLOOR PLANS OF RESIDENTIAL PROPERTIES IN THE PHASE

描述 Description	樓層 Floor				
	地庫 B/F	地下 G/F	1樓 1/F	2樓 2/F	天台 Roof
每個住宅物業的樓板(不包括灰泥)的厚度 (毫米) The thickness of the floor slabs (excluding plaster) of each residential property (mm)	200	150	150 200	150	不適用 Not applicable
每個住宅物業的層與層之間的高度(指該樓層之石屎地台面與上一層石屎地台面之高度距離) (米) The floor-to-floor height (refers to the height between the top surface of the structural slab of a floor and the top surface of the structural slab of its immediate upper floor) of each residential property (m)	3.55 3.95 4.05 4.45	3.70 3.90 4.00	3.40 3.45 3.50 3.60 3.75	3.50 3.55 3.60 3.80	

1. 因住宅物業的較高樓層的結構牆的厚度遞減，較高樓層的內部面積，一般比較低樓層的內部面積稍大。
2. 以上平面圖中顯示之名詞、簡稱及其適用的附註，請參閱本售樓説明書第23頁。
1. The internal areas of the residential properties on the upper floors will generally be slightly larger than those on the lower floors because of the reducing thickness of the structural walls on the upper floors.
2. Please refer to page 23 of this sales brochure for legend of the terms and abbreviations shown on the floor plan above and the explanatory notes that are applicable thereto.

10 期數的住宅物業的樓面平面圖
FLOOR PLANS OF RESIDENTIAL PROPERTIES IN THE PHASE

洋房B10 HOUSE B10

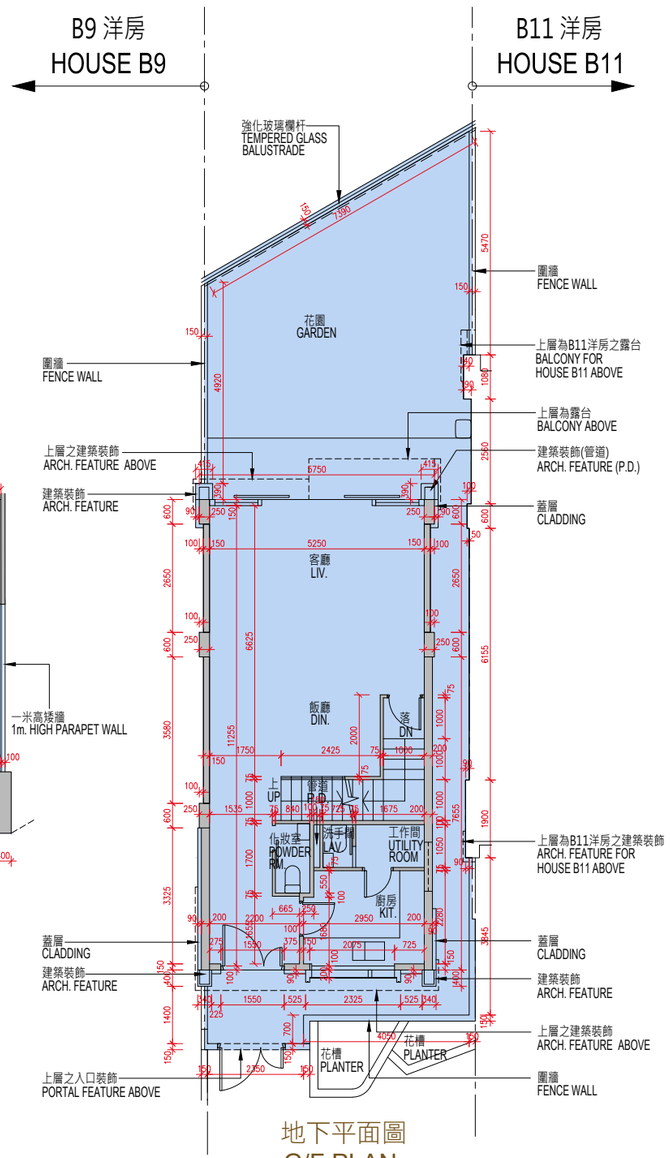

地下平面圖
G/F PLAN

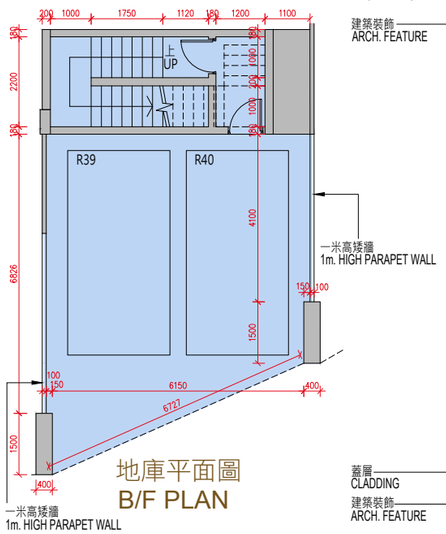

地庫平面圖
B/F PLAN

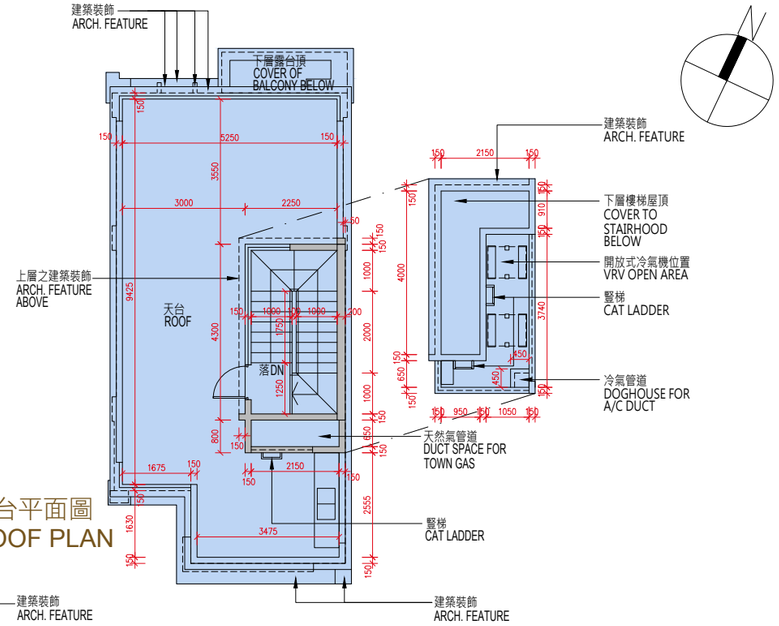

天台平面圖
ROOF PLAN

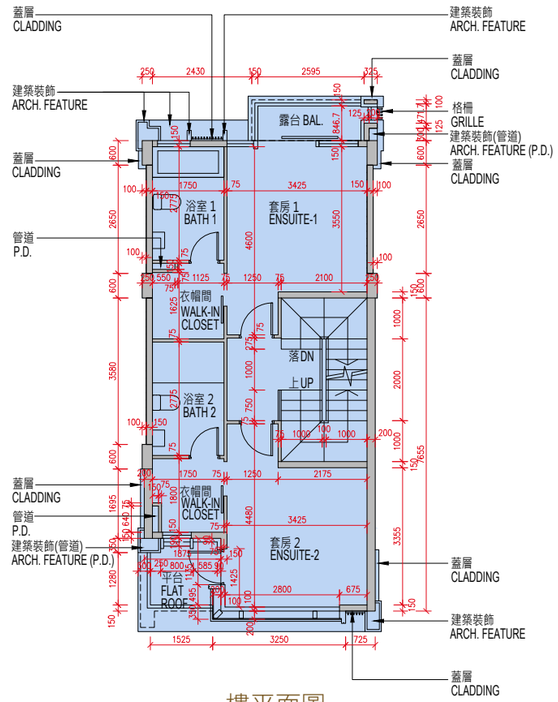

一樓平面圖
1/F PLAN

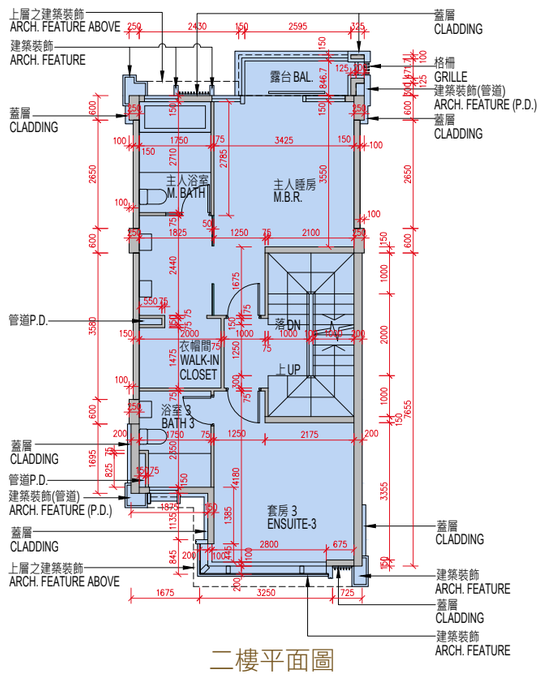

二樓平面圖
2/F PLAN

SCALE
比例 0 5 10M(米)

備註：
樓面平面圖之尺規所列數字為以毫米標示之建築結構尺寸。
Note:
The dimensions of the floor plans are all structural dimensions in millimeter.

10 期數的住宅物業的樓面平面圖
FLOOR PLANS OF RESIDENTIAL PROPERTIES IN THE PHASE

描述 Description	樓層 Floor				
	地庫 B/F	地下 G/F	1樓 1/F	2樓 2/F	天台 Roof
每個住宅物業的樓板(不包括灰泥)的厚度 (毫米) The thickness of the floor slabs (excluding plaster) of each residential property (mm)	200	150	150 200	150	不適用 Not applicable
每個住宅物業的層與層之間的高度(指該樓層之石屎地台面與上一層石屎地台面之高度距離) (米) The floor-to-floor height (refers to the height between the top surface of the structural slab of a floor and the top surface of the structural slab of its immediate upper floor) of each residential property (m)	3.35 3.95 4.05 4.45	3.70 3.90 4.00	3.40 3.45 3.50 3.60 3.75	3.50 3.55 3.60 3.80	

1. 因住宅物業的較高樓層的結構牆的厚度遞減，較高樓層的內部面積，一般比較低樓層的內部面積稍大。
2. 以上平面圖中顯示之名詞、簡稱及其適用的附註，請參閱本售樓説明書第23頁。
1. The internal areas of the residential properties on the upper floors will generally be slightly larger than those on the lower floors because of the reducing thickness of the structural walls on the upper floors.
2. Please refer to page 23 of this sales brochure for legend of the terms and abbreviations shown on the floor plan above and the explanatory notes that are applicable thereto.

洋房B11 HOUSE B11

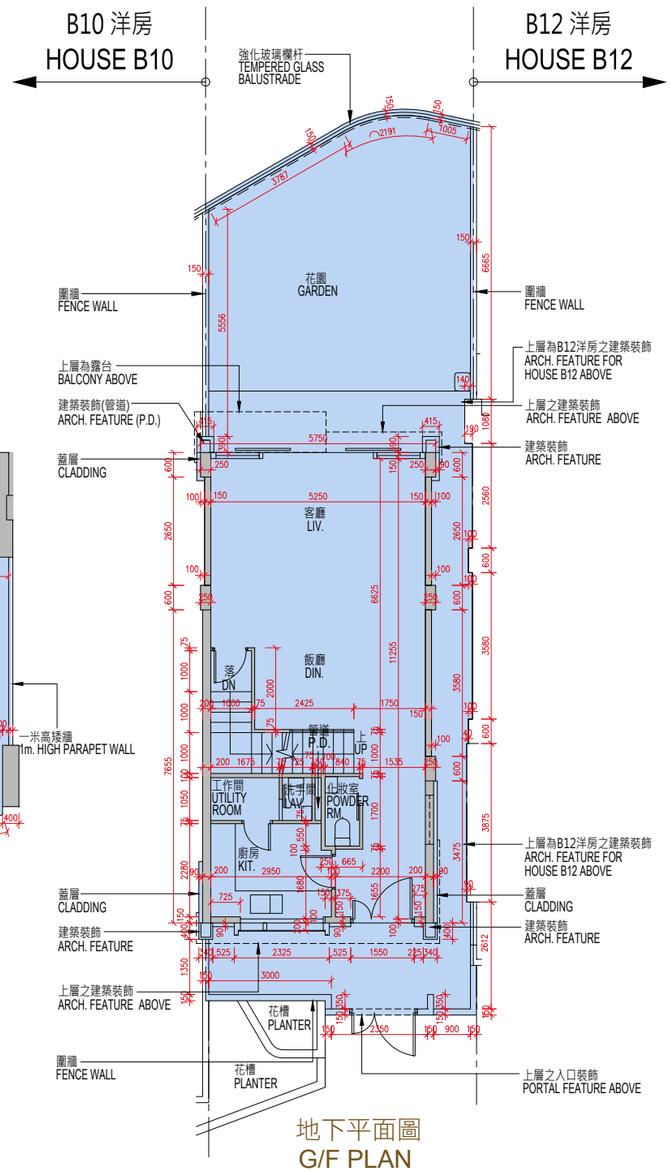

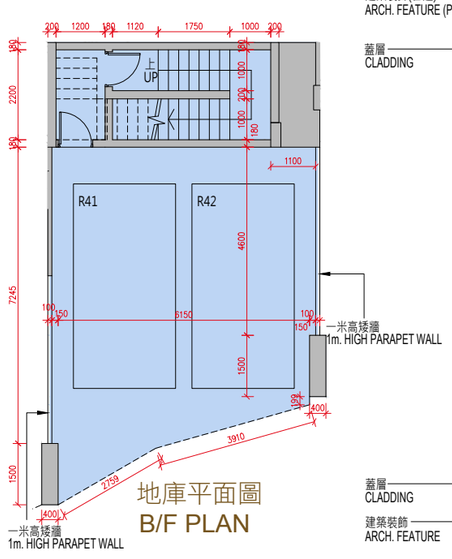

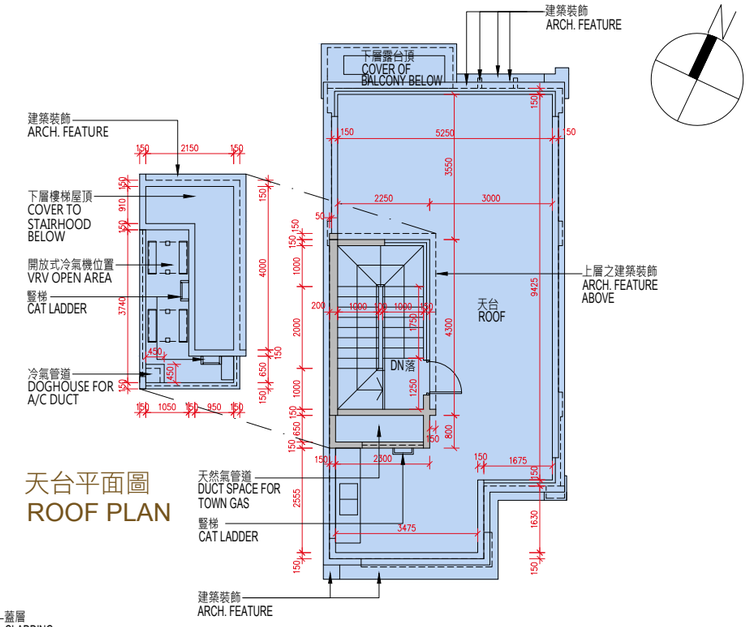

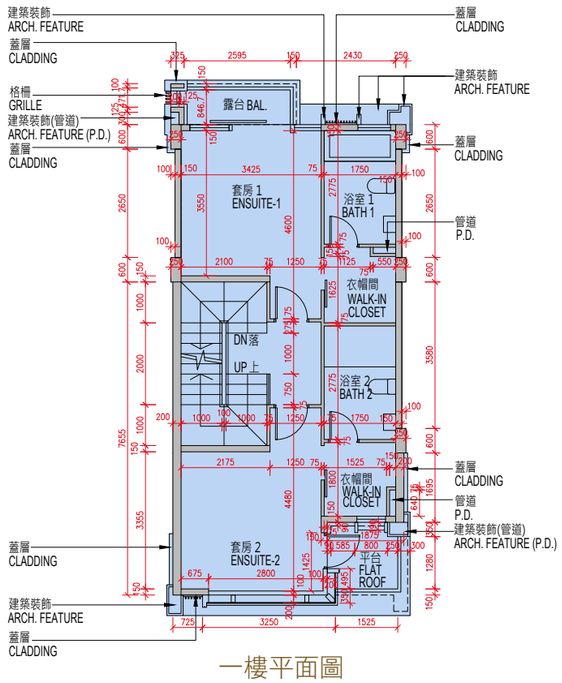

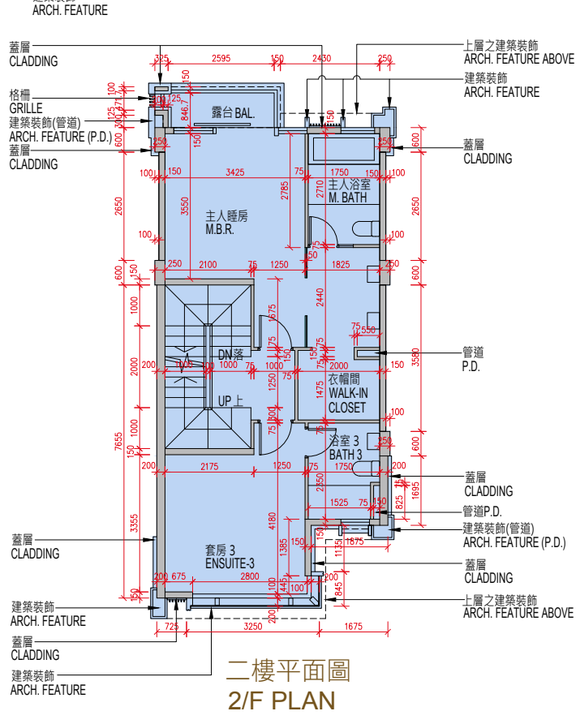

備註：
樓面平面圖之尺規所列數字為以毫米標示之建築結構尺寸。
Note:
The dimensions of the floor plans are all structural dimensions in millimeter.

SCALE 比例 0 5 10M(米)

10 期數的住宅物業的樓面平面圖
FLOOR PLANS OF RESIDENTIAL PROPERTIES IN THE PHASE

描述 Description	樓層 Floor				
	地庫 B/F	地下 G/F	1樓 1/F	2樓 2/F	天台 Roof
每個住宅物業的樓板(不包括灰泥)的厚度 (毫米) The thickness of the floor slabs (excluding plaster) of each residential property (mm)	200	150	150 200	150	不適用 Not applicable
每個住宅物業的層與層之間的高度(指該樓層之石屎地台面與上一層石屎地台面之高度距離) (米) The floor-to-floor height (refers to the height between the top surface of the structural slab of a floor and the top surface of the structural slab of its immediate upper floor) of each residential property (m)	3.35 3.95 4.05 4.45	3.70 3.90 4.00	3.40 3.45 3.50 3.60 3.75	3.50 3.55 3.60 3.80	

1. 因住宅物業的較高樓層的結構牆的厚度遞減，較高樓層的內部面積，一般比較低樓層的內部面積稍大。
2. 以上平面圖中顯示之名詞、簡稱及其適用的附註，請參閱本售樓説明書第23頁。
1. The internal areas of the residential properties on the upper floors will generally be slightly larger than those on the lower floors because of the reducing thickness of the structural walls on the upper floors.
2. Please refer to page 23 of this sales brochure for legend of the terms and abbreviations shown on the floor plan above and the explanatory notes that are applicable thereto.

10 期數的住宅物業的樓面平面圖
FLOOR PLANS OF RESIDENTIAL PROPERTIES IN THE PHASE

洋房B12 HOUSE B12

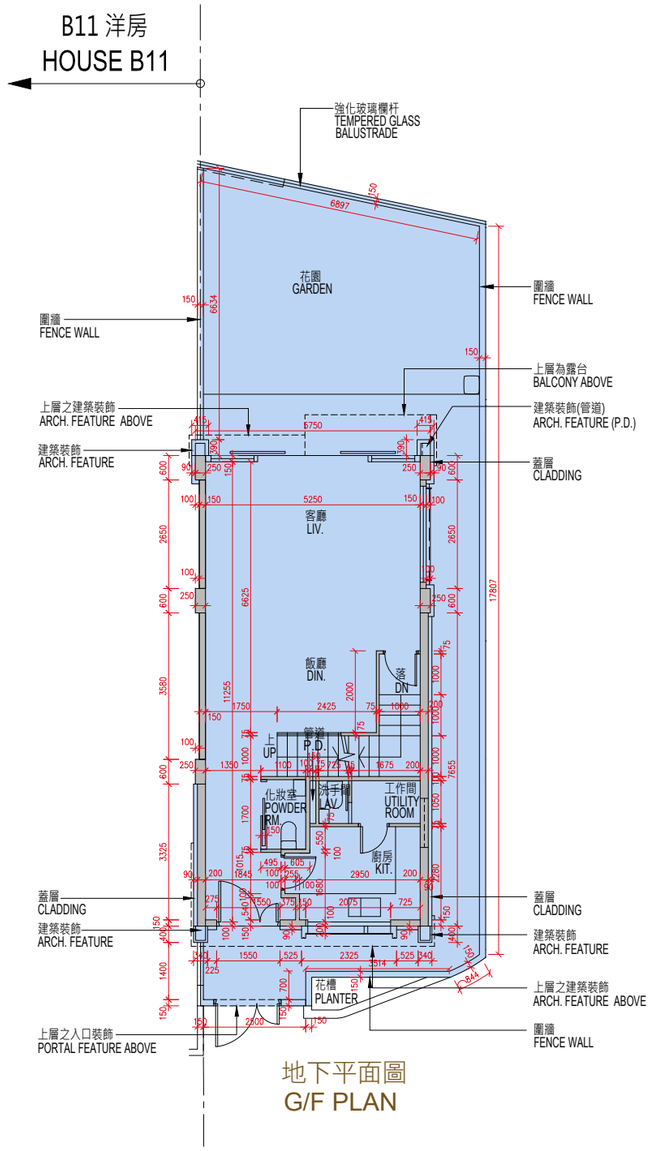

地下平面圖
G/F PLAN

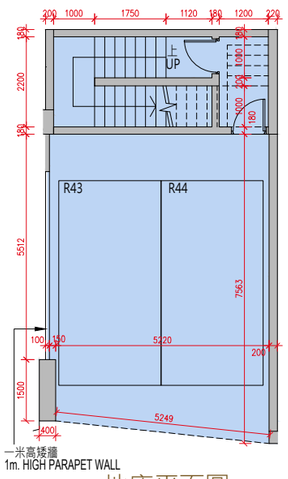

地庫平面圖
B/F PLAN

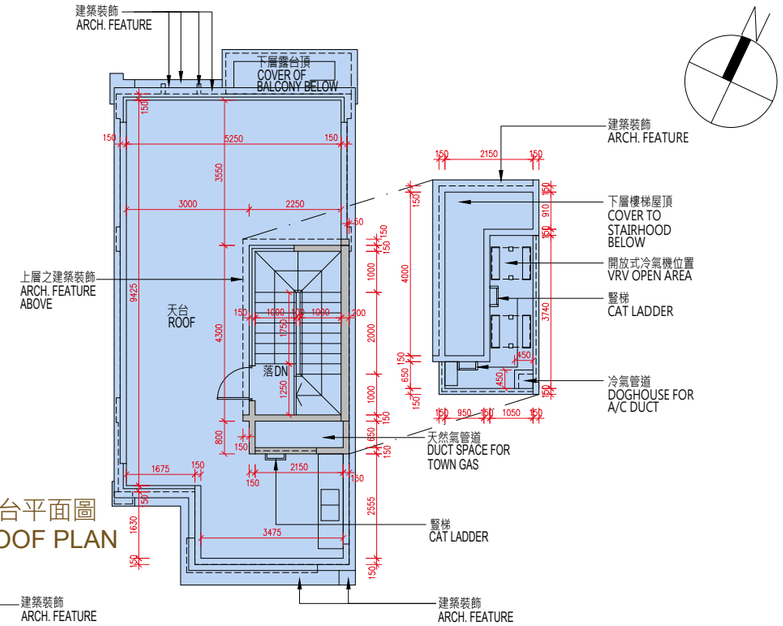

天台平面圖
ROOF PLAN

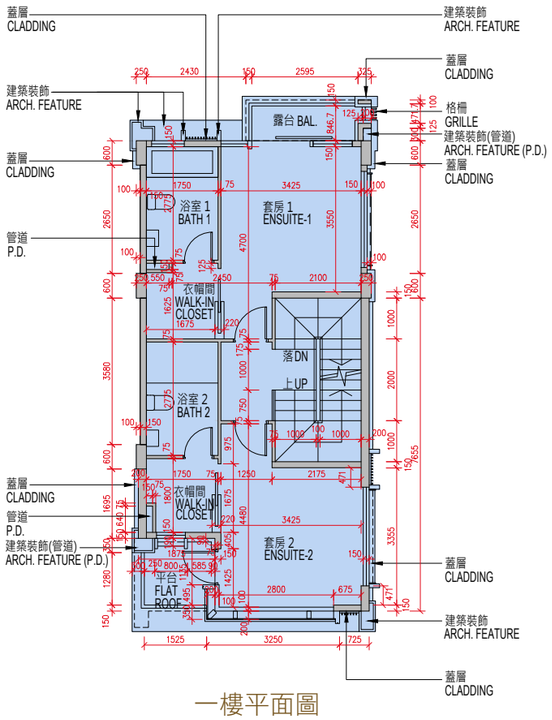

一樓平面圖
1/F PLAN

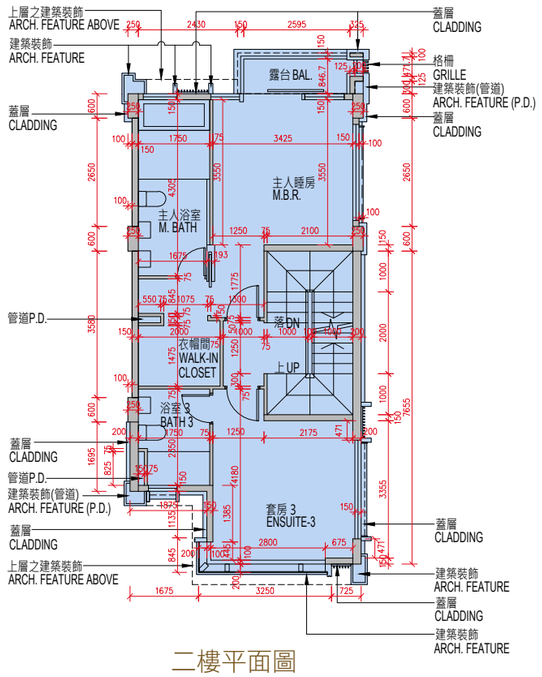

二樓平面圖
2/F PLAN

SCALE
比例 0 5 10M(米)

備註：
樓面平面圖之尺規所列數字為以毫米標示之建築結構尺寸。
Note:
The dimensions of the floor plans are all structural dimensions in millimeter.

10 期數的住宅物業的樓面平面圖
FLOOR PLANS OF RESIDENTIAL PROPERTIES IN THE PHASE

洋房B12 HOUSE B12

B12洋房在期數落成後進行獲《建築物條例》(第123章)豁免的工程而有所改動，該等改動的大概位置已於本樓面平面圖中作標示。
B12洋房的改動工程包括：
(a) 地下洗手間的趟門被移除並以摺門取代。
(b) 套房3之掩門被移除。
House B12 has been altered by way of exempted works under the Buildings Ordinance (Cap. 123) after completion of the Phase.
The approximate locations of alterations are indicated on this floor plan.
Alteration works for House B12 include:
(a) Sliding door of Lavatory on G/F has been removed and replaced with folding door.
(b) Original swing door of Ensuite-3 has been removed.

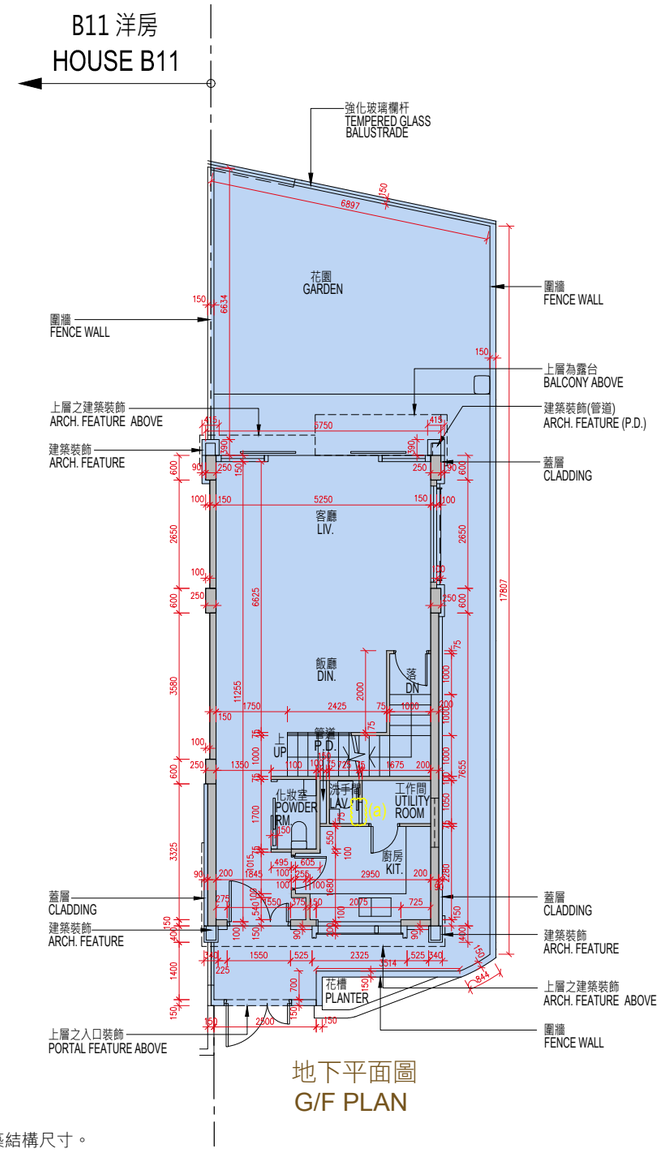

地下平面圖
G/F PLAN

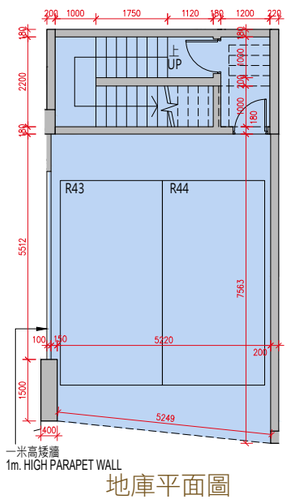

地庫平面圖
B/F PLAN

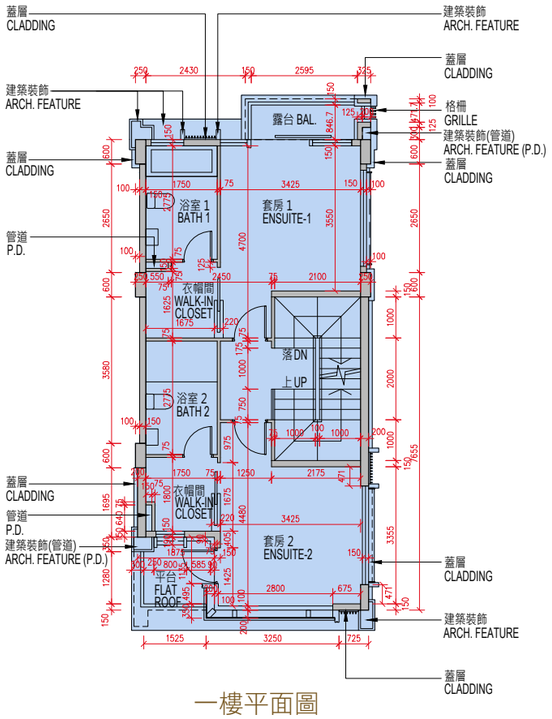

一樓平面圖
1/F PLAN

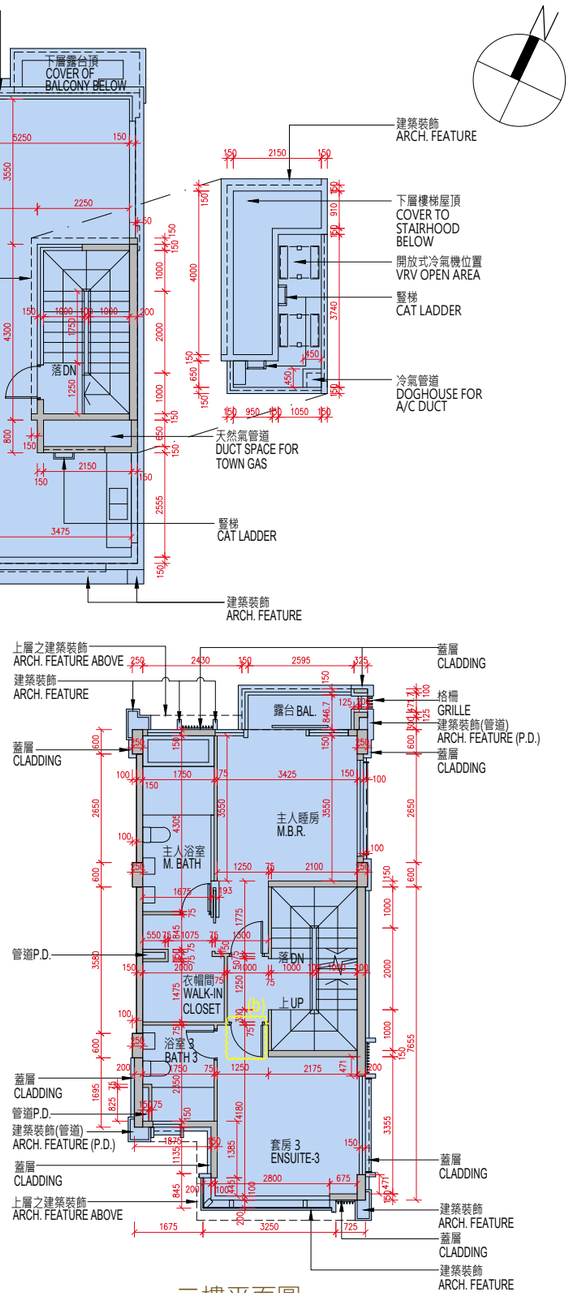

天台平面圖
ROOF PLAN

二樓平面圖
2/F PLAN

SCALE
比例 0 5 10M(米)

備註：
樓面平面圖之尺規所列數字為以毫米標示之建築結構尺寸。
Note:
The dimensions of the floor plans are all structural dimensions in millimeter.

10 期數的住宅物業的樓面平面圖
FLOOR PLANS OF RESIDENTIAL PROPERTIES IN THE PHASE

洋房B12現狀樓面平面圖 HOUSE B12 AS IS FLOOR PLAN

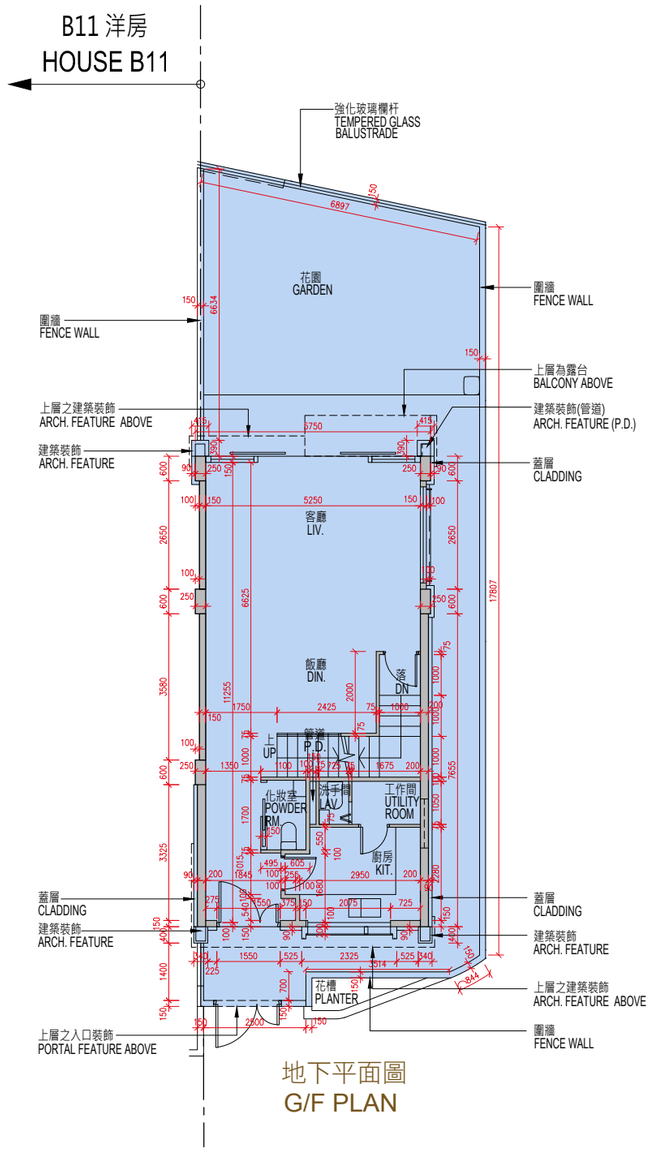

地下平面圖
G/F PLAN

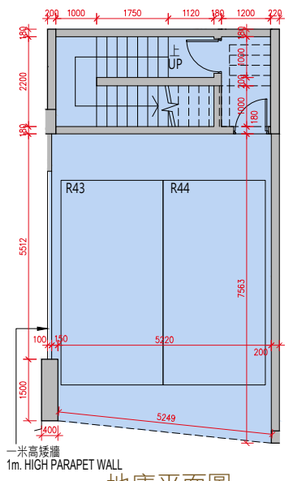

地庫平面圖
B/F PLAN

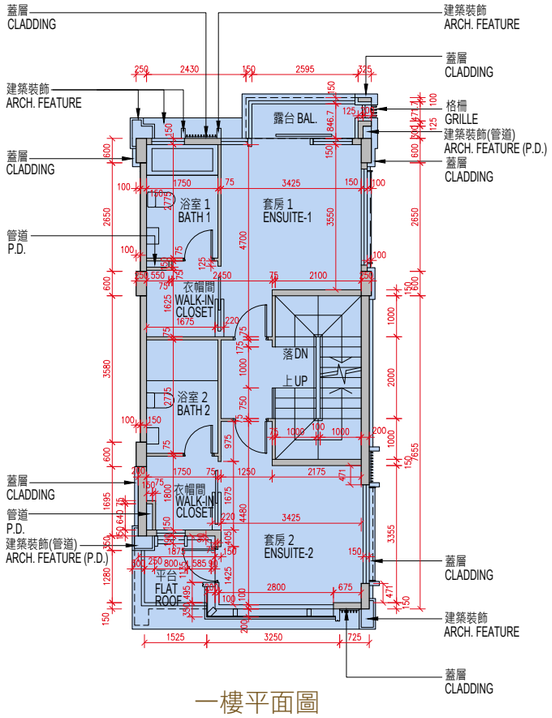

一樓平面圖
1/F PLAN

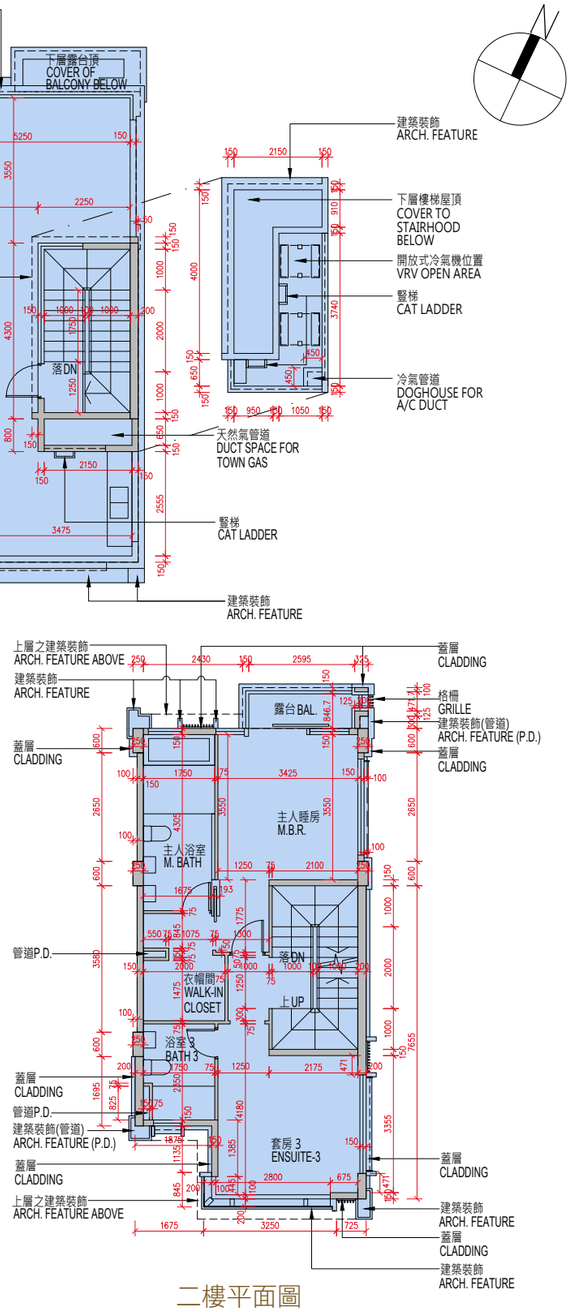

天台平面圖
ROOF PLAN

二樓平面圖
2/F PLAN

備註：
樓面平面圖之尺規所列數字為以毫米標示之建築結構尺寸。
Note:
The dimensions of the floor plans are all structural dimensions in millimeter.

SCALE
比例 0 5 10M(米)

10 期數的住宅物業的樓面平面圖
FLOOR PLANS OF RESIDENTIAL PROPERTIES IN THE PHASE

描述 Description	樓層 Floor				
	地庫 B/F	地下 G/F	1樓 1/F	2樓 2/F	天台 Roof
每個住宅物業的樓板(不包括灰泥)的厚度 (毫米) The thickness of the floor slabs (excluding plaster) of each residential property (mm)	200	150	150 200	150	不適用 Not applicable
每個住宅物業的層與層之間的高度(指該樓層之石屎地台面與上一層石屎地台面之高度距離) (米) The floor-to-floor height (refers to the height between the top surface of the structural slab of a floor and the top surface of the structural slab of its immediate upper floor) of each residential property (m)	3.35 4.05 4.45	3.70 3.90 4.00	3.40 3.45 3.50 3.60 3.75	3.50 3.55 3.60 3.80	

1. 因住宅物業的較高樓層的結構牆的厚度遞減，較高樓層的內部面積，一般比較低樓層的內部面積稍大。
2. 以上平面圖中顯示之名詞、簡稱及其適用的附註，請參閱本售樓説明書第23頁。
1. The internal areas of the residential properties on the upper floors will generally be slightly larger than those on the lower floors because of the reducing thickness of the structural walls on the upper floors.
2. Please refer to page 23 of this sales brochure for legend of the terms and abbreviations shown on the floor plan above and the explanatory notes that are applicable thereto.

11 期數中的住宅物業的面積
AREA OF RESIDENTIAL PROPERTIES IN THE PHASE

物業的描述 Description of Residential Property			實用面積 (包括露台、工作平台及陽台(如有)) 平方米 (平方呎) Saleable Area (including balcony, utility platform and verandah, if any) sq. metre (sq. ft.)	其他指明項目的面積 (不計算入實用面積) 平方米 (平方呎) Area of other specified items (Not included in the Saleable Area) sq. metre (sq. ft.)									
大廈名稱 Block Name	樓層 Floor	單位 Flat		空調機房 Air-conditioning plant room	窗台 Bay window	閣樓 Cockloft	平台 Flat roof	花園 Garden	停車位 Parking space	天台 Roof	梯屋 Stairhood	前庭 Terrace	庭院 Yard
第1座 Tower 1	地下 G/F	A	70.093 (754) 露台 Balcony: - 工作平台 Utility Platform: -	—	—	—	—	56.275 (606)	—	—	—	—	—
		B	69.147 (744) 露台 Balcony: - 工作平台 Utility Platform: -	—	—	—	—	53.741 (578)	—	—	—	—	—
		C	37.191 (400) 露台 Balcony: - 工作平台 Utility Platform: -	—	—	—	—	35.945 (387)	—	—	—	—	—
		D	37.103 (399) 露台 Balcony: - 工作平台 Utility Platform: -	—	—	—	—	34.233 (368)	—	—	—	—	—
		E	26.778 (288) 露台 Balcony: - 工作平台 Utility Platform: -	—	—	—	—	12.754 (137)	—	—	—	—	—
		F	33.078 (356) 露台 Balcony: - 工作平台 Utility Platform: -	—	—	—	—	14.612 (157)	—	—	—	—	—
		J	20.217 (218) 露台 Balcony: - 工作平台 Utility Platform: -	—	—	—	—	7.584 (82)	—	—	—	—	—
		K	18.728 (202) 露台 Balcony: - 工作平台 Utility Platform: -	—	—	—	—	7.663 (82)	—	—	—	—	—

1. 住宅物業的實用面積、以及露台、工作平台及陽台(如有)的樓面面積，是按照《一手住宅物業銷售條例》第8條計算得出的。其他指明項目的面積(不計算入實用面積)，是按照《一手住宅物業銷售條例》附表2第2部計算得出的。
2. 上述所列之面積是以英制之平方呎列明，均以1平方米=10.764平方呎換算，並以四捨五入至整數平方呎，平方呎與平方米之數字可能有些微差異。
3. 期數中的住宅物業不設陽台。

1. The saleable area of the residential property and the floor area of balcony, utility platform and verandah (if any) are calculated in accordance with Section 8 of the Residential Properties (First-hand Sales) Ordinance; and the areas of the other specified items (not included in the saleable area) are calculated in accordance with Part 2 of Schedule 2 of the Residential Properties (First-hand Sales) Ordinance.
2. The areas as specified above in square feet have been converted at a rate of 1 square metre = 10.764 square feet and rounded to the nearest square feet, which may be slightly different from that shown in square metre.
3. There is no verandah in the residential properties in the Phase.

11 期數中的住宅物業的面積
AREA OF RESIDENTIAL PROPERTIES IN THE PHASE

物業的描述 Description of Residential Property			實用面積 (包括露台、工作平台及陽台(如有)) 平方米 (平方呎) Saleable Area (including balcony, utility platform and verandah, if any) sq. metre (sq. ft.)	其他指明項目的面積 (不計算入實用面積) 平方米 (平方呎) Area of other specified items (Not included in the Saleable Area) sq. metre (sq. ft.)									
大廈名稱 Block Name	樓層 Floor	單位 Flat		空調機房 Air-conditioning plant room	窗台 Bay window	閣樓 Cockloft	平台 Flat roof	花園 Garden	停車位 Parking space	天台 Roof	梯屋 Stairhood	前庭 Terrace	庭院 Yard
第1座 Tower 1	1樓 1/F	A	74.124 (798) 露台 Balcony: 2.530 (27) 工作平台 Utility Platform: 1.500 (16)	—	—	—	—	—	—	—	—	—	—
		B	74.124 (798) 露台 Balcony: 2.530 (27) 工作平台 Utility Platform: 1.500 (16)	—	—	—	—	—	—	—	—	—	—
		C	39.191 (422) 露台 Balcony: 2.000 (22) 工作平台 Utility Platform: -	—	—	—	—	—	—	—	—	—	—
		D	40.623 (437) 露台 Balcony: 2.113 (23) 工作平台 Utility Platform: 1.500 (16)	—	—	—	—	—	—	—	—	—	—
		E	30.338 (327) 露台 Balcony: 2.000 (22) 工作平台 Utility Platform: 1.500 (16)	—	—	—	—	—	—	—	—	—	—
		F	35.077 (378) 露台 Balcony: 2.068 (22) 工作平台 Utility Platform: -	—	—	—	—	—	—	—	—	—	—
		J	22.177 (239) 露台 Balcony: 2.000 (22) 工作平台 Utility Platform: -	—	—	—	—	—	—	—	—	—	—
		K	20.728 (223) 露台 Balcony: 2.000 (22) 工作平台 Utility Platform: -	—	—	—	—	—	—	—	—	—	—

1. 住宅物業的實用面積、以及露台、工作平台及陽台(如有)的樓面面積，是按照《一手住宅物業銷售條例》第8條計算得出的。其他指明項目的面積(不計算入實用面積)，是按照《一手住宅物業銷售條例》附表2第2部計算得出的。
2. 上述所列之面積是以英制之平方呎列明，均以1平方米=10.764平方呎換算，並以四捨五入至整數平方呎，平方呎與平方米之數字可能有些微差異。
3. 期數中的住宅物業不設陽台。

1. The saleable area of the residential property and the floor area of balcony, utility platform and verandah (if any) are calculated in accordance with Section 8 of the Residential Properties (First-hand Sales) Ordinance; and the areas of the other specified items (not included in the saleable area) are calculated in accordance with Part 2 of Schedule 2 of the Residential Properties (First-hand Sales) Ordinance.
2. The areas as specified above in square feet have been converted at a rate of 1 square metre = 10.764 square feet and rounded to the nearest square feet, which may be slightly different from that shown in square metre.
3. There is no verandah in the residential properties in the Phase.

11 期數中的住宅物業的面積
AREA OF RESIDENTIAL PROPERTIES IN THE PHASE

物業的描述 Description of Residential Property			實用面積 (包括露台、工作平台及陽台(如有)) 平方米 (平方呎) Saleable Area (including balcony, utility platform and verandah, if any) sq. metre (sq. ft.)	其他指明項目的面積 (不計算入實用面積) 平方米 (平方呎) Area of other specified items (Not included in the Saleable Area) sq. metre (sq. ft.)									
大廈名稱 Block Name	樓層 Floor	單位 Flat		空調機房 Air-conditioning plant room	窗台 Bay window	閣樓 Cockloft	平台 Flat roof	花園 Garden	停車位 Parking space	天台 Roof	梯屋 Stairhood	前庭 Terrace	庭院 Yard
第1座 Tower 1	2樓至3樓、5樓至12樓及15樓至21樓 2/F-3/F, 5/F-12/F & 15/F-21/F	A	74.124 (798) 露台 Balcony: 2.530 (27) 工作平台 Utility Platform: 1.500 (16)	—	—	—	—	—	—	—	—	—	—
		B	74.124 (798) 露台 Balcony: 2.530 (27) 工作平台 Utility Platform: 1.500 (16)	—	—	—	—	—	—	—	—	—	—
		C	39.191 (422) 露台 Balcony: 2.000 (22) 工作平台 Utility Platform: -	—	—	—	—	—	—	—	—	—	—
		D	40.623 (437) 露台 Balcony: 2.113 (23) 工作平台 Utility Platform: 1.500 (16)	—	—	—	—	—	—	—	—	—	—
		E	30.338 (327) 露台 Balcony: 2.000 (22) 工作平台 Utility Platform: 1.500 (16)	—	—	—	—	—	—	—	—	—	—
		F	35.077 (378) 露台 Balcony: 2.068 (22) 工作平台 Utility Platform: -	—	—	—	—	—	—	—	—	—	—
		G	21.314 (229) 露台 Balcony: 2.000 (22) 工作平台 Utility Platform: -	—	—	—	—	—	—	—	—	—	—
		H	20.728 (223) 露台 Balcony: 2.000 (22) 工作平台 Utility Platform: -	—	—	—	—	—	—	—	—	—	—
		J	20.728 (223) 露台 Balcony: 2.000 (22) 工作平台 Utility Platform: -	—	—	—	—	—	—	—	—	—	—
		K	20.728 (223) 露台 Balcony: 2.000 (22) 工作平台 Utility Platform: -	—	—	—	—	—	—	—	—	—	—

1. 住宅物業的實用面積、以及露台、工作平台及陽台(如有)的樓面面積，是按照《一手住宅物業銷售條例》第8條計算得出的。其他指明項目的面積(不計算入實用面積)，是按照《一手住宅物業銷售條例》附表2第2部計算得出的。
2. 上述所列之面積是以英制之平方呎列明，均以1平方米=10.764平方呎換算，並以四捨五入至整數平方呎，平方呎與平方米之數字可能有些微差異。
3. 期數中的住宅物業不設陽台。

1. The saleable area of the residential property and the floor area of balcony, utility platform and verandah (if any) are calculated in accordance with Section 8 of the Residential Properties (First-hand Sales) Ordinance; and the areas of the other specified items (not included in the saleable area) are calculated in accordance with Part 2 of Schedule 2 of the Residential Properties (First-hand Sales) Ordinance.
2. The areas as specified above in square feet have been converted at a rate of 1 square metre = 10.764 square feet and rounded to the nearest square feet, which may be slightly different from that shown in square metre.
3. There is no verandah in the residential properties in the Phase.

11 期數中的住宅物業的面積
AREA OF RESIDENTIAL PROPERTIES IN THE PHASE

物業的描述 Description of Residential Property			實用面積 (包括露台、工作平台及陽台(如有)) 平方米 (平方呎) Saleable Area (including balcony, utility platform and verandah, if any) sq. metre (sq. ft.)	其他指明項目的面積 (不計算入實用面積) 平方米 (平方呎) Area of other specified items (Not included in the Saleable Area) sq. metre (sq. ft.)									
大廈名稱 Block Name	樓層 Floor	單位 Flat		空調機房 Air-conditioning plant room	窗台 Bay window	閣樓 Cockloft	平台 Flat roof	花園 Garden	停車位 Parking space	天台 Roof	梯屋 Stairhood	前庭 Terrace	庭院 Yard
第1座 Tower 1	22樓 22/F	A	74.347 (800) 露台 Balcony: 2.530 (27) 工作平台 Utility Platform: 1.500 (16)	—	—	—	—	—	—	57.592 (620)	2.988 (32)	—	—
		B	74.347 (800) 露台 Balcony: 2.530 (27) 工作平台 Utility Platform: 1.500 (16)	—	—	—	—	—	—	57.592 (620)	2.988 (32)	—	—
		C	39.191 (422) 露台 Balcony: 2.000 (22) 工作平台 Utility Platform: -	—	—	—	—	—	—	31.999 (344)	—	—	—
		D	40.623 (437) 露台 Balcony: 2.113 (23) 工作平台 Utility Platform: 1.500 (16)	—	—	—	—	—	—	32.554 (350)	—	—	—
		E	30.338 (327) 露台 Balcony: 2.000 (22) 工作平台 Utility Platform: 1.500 (16)	—	—	—	—	—	—	25.263 (272)	—	—	—
		F	35.077 (378) 露台 Balcony: 2.068 (22) 工作平台 Utility Platform: -	—	—	—	—	—	—	29.601 (319)	—	—	—
		G	21.314 (229) 露台 Balcony: 2.000 (22) 工作平台 Utility Platform: -	—	—	—	—	—	—	—	—	—	—
		H	20.728 (223) 露台 Balcony: 2.000 (22) 工作平台 Utility Platform: -	—	—	—	—	—	—	—	—	—	—
		J	20.728 (223) 露台 Balcony: 2.000 (22) 工作平台 Utility Platform: -	—	—	—	—	—	—	—	—	—	—
		K	20.728 (223) 露台 Balcony: 2.000 (22) 工作平台 Utility Platform: -	—	—	—	—	—	—	—	—	—	—

1. 住宅物業的實用面積、以及露台、工作平台及陽台(如有)的樓面面積，是按照《一手住宅物業銷售條例》第8條計算得出的。其他指明項目的面積(不計算入實用面積)，是按照《一手住宅物業銷售條例》附表2第2部計算得出的。
2. 上述所列之面積是以英制之平方呎列明，均以1平方米=10.764平方呎換算，並以四捨五入至整數平方呎，平方呎與平方米之數字可能有些微差異。
3. 期數中的住宅物業不設陽台。

1. The saleable area of the residential property and the floor area of balcony, utility platform and verandah (if any) are calculated in accordance with Section 8 of the Residential Properties (First-hand Sales) Ordinance; and the areas of the other specified items (not included in the saleable area) are calculated in accordance with Part 2 of Schedule 2 of the Residential Properties (First-hand Sales) Ordinance.
2. The areas as specified above in square feet have been converted at a rate of 1 square metre = 10.764 square feet and rounded to the nearest square feet, which may be slightly different from that shown in square metre.
3. There is no verandah in the residential properties in the Phase.

11 期數中的住宅物業的面積
AREA OF RESIDENTIAL PROPERTIES IN THE PHASE

物業的描述 Description of Residential Property			實用面積 (包括露台、工作平台及陽台(如有)) 平方米 (平方呎) Saleable Area (including balcony, utility platform and verandah, if any) sq. metre (sq. ft.)	其他指明項目的面積 (不計算入實用面積) 平方米 (平方呎) Area of other specified items (Not included in the Saleable Area) sq. metre (sq. ft.)									
大廈名稱 Block Name	樓層 Floor	單位 Flat		空調機房 Air-conditioning plant room	窗台 Bay window	閣樓 Cockloft	平台 Flat roof	花園 Garden	停車位 Parking space	天台 Roof	梯屋 Stairhood	前庭 Terrace	庭院 Yard
第1A座 Tower 1A	地下 G/F	A	70.093 (754) 露台 Balcony: - 工作平台 Utility Platform: -	—	—	—	—	56.275 (606)	—	—	—	—	—
		B	69.906 (752) 露台 Balcony: - 工作平台 Utility Platform: -	—	—	—	—	56.275 (606)	—	—	—	—	—
		C	31.261 (336) 露台 Balcony: - 工作平台 Utility Platform: -	—	—	—	—	18.898 (203)	—	—	—	—	—
		D	27.645 (298) 露台 Balcony: - 工作平台 Utility Platform: -	—	—	—	—	12.568 (135)	—	—	—	—	—
		G	28.026 (302) 露台 Balcony: - 工作平台 Utility Platform: -	—	—	—	—	16.295 (175)	—	—	—	—	—
		H	18.728 (202) 露台 Balcony: - 工作平台 Utility Platform: -	—	—	—	—	8.215 (88)	—	—	—	—	—
		J	18.728 (202) 露台 Balcony: - 工作平台 Utility Platform: -	—	—	—	—	7.663 (82)	—	—	—	—	—

1. 住宅物業的實用面積、以及露台、工作平台及陽台(如有)的樓面面積，是按照《一手住宅物業銷售條例》第8條計算得出的。其他指明項目的面積(不計算入實用面積)，是按照《一手住宅物業銷售條例》附表2第2部計算得出的。
2. 上述所列之面積是以英制之平方呎列明，均以1平方米=10.764平方呎換算，並以四捨五入至整數平方呎，平方呎與平方米之數字可能有些微差異。
3. 期數中的住宅物業不設陽台。

1. The saleable area of the residential property and the floor area of balcony, utility platform and verandah (if any) are calculated in accordance with Section 8 of the Residential Properties (First-hand Sales) Ordinance; and the areas of the other specified items (not included in the saleable area) are calculated in accordance with Part 2 of Schedule 2 of the Residential Properties (First-hand Sales) Ordinance.
2. The areas as specified above in square feet have been converted at a rate of 1 square metre = 10.764 square feet and rounded to the nearest square feet, which may be slightly different from that shown in square metre.
3. There is no verandah in the residential properties in the Phase.

11 期數中的住宅物業的面積
AREA OF RESIDENTIAL PROPERTIES IN THE PHASE

物業的描述 Description of Residential Property			實用面積 (包括露台、工作平台及陽台(如有)) 平方米 (平方呎) Saleable Area (including balcony, utility platform and verandah, if any) sq. metre (sq. ft.)	其他指明項目的面積 (不計算入實用面積) 平方米 (平方呎) Area of other specified items (Not included in the Saleable Area) sq. metre (sq. ft.)									
大廈名稱 Block Name	樓層 Floor	單位 Flat		空調機房 Air-conditioning plant room	窗台 Bay window	閣樓 Cockloft	平台 Flat roof	花園 Garden	停車位 Parking space	天台 Roof	梯屋 Stairhood	前庭 Terrace	庭院 Yard
第1A座 Tower 1A	1樓 1/F	A	74.124 (798) 露台 Balcony: 2.530 (27) 工作平台 Utility Platform: 1.500 (16)	—	—	—	—	—	—	—	—	—	—
		B	73.937 (796) 露台 Balcony: 2.530 (27) 工作平台 Utility Platform: 1.500 (16)	—	—	—	—	—	—	—	—	—	—
		C	33.261 (358) 露台 Balcony: 2.113 (23) 工作平台 Utility Platform: -	—	—	—	—	—	—	—	—	—	—
		D	29.648 (319) 露台 Balcony: 2.003 (22) 工作平台 Utility Platform: -	—	—	—	—	—	—	—	—	—	—
		G	30.026 (323) 露台 Balcony: 2.000 (22) 工作平台 Utility Platform: -	—	—	—	—	—	—	—	—	—	—
		H	20.728 (223) 露台 Balcony: 2.000 (22) 工作平台 Utility Platform: -	—	—	—	—	—	—	—	—	—	—
		J	20.728 (223) 露台 Balcony: 2.000 (22) 工作平台 Utility Platform: -	—	—	—	—	—	—	—	—	—	—

1. 住宅物業的實用面積、以及露台、工作平台及陽台(如有)的樓面面積，是按照《一手住宅物業銷售條例》第8條計算得出的。其他指明項目的面積(不計算入實用面積)，是按照《一手住宅物業銷售條例》附表2第2部計算得出的。
2. 上述所列之面積是以英制之平方呎列明，均以1平方米=10.764平方呎換算，並以四捨五入至整數平方呎，平方呎與平方米之數字可能有些微差異。
3. 期數中的住宅物業不設陽台。

1. The saleable area of the residential property and the floor area of balcony, utility platform and verandah (if any) are calculated in accordance with Section 8 of the Residential Properties (First-hand Sales) Ordinance; and the areas of the other specified items (not included in the saleable area) are calculated in accordance with Part 2 of Schedule 2 of the Residential Properties (First-hand Sales) Ordinance.
2. The areas as specified above in square feet have been converted at a rate of 1 square metre = 10.764 square feet and rounded to the nearest square feet, which may be slightly different from that shown in square metre.
3. There is no verandah in the residential properties in the Phase.

11 期數中的住宅物業的面積
AREA OF RESIDENTIAL PROPERTIES IN THE PHASE

物業的描述 Description of Residential Property			實用面積 (包括露台、工作平台及陽台(如有)) 平方米 (平方呎) Saleable Area (including balcony, utility platform and verandah, if any) sq. metre (sq. ft.)	其他指明項目的面積 (不計算入實用面積) 平方米 (平方呎) Area of other specified items (Not included in the Saleable Area) sq. metre (sq. ft.)									
大廈名稱 Block Name	樓層 Floor	單位 Flat		空調機房 Air-conditioning plant room	窗台 Bay window	閣樓 Cockloft	平台 Flat roof	花園 Garden	停車位 Parking space	天台 Roof	梯屋 Stairhood	前庭 Terrace	庭院 Yard
第1A座 Tower 1A	2樓至3樓、5樓至12樓及15樓至21樓 2/F-3/F, 5/F-12/F & 15/F-21/F	A	74.124 (798) 露台 Balcony: 2.530 (27) 工作平台 Utility Platform: 1.500 (16)	—	—	—	—	—	—	—	—	—	—
		B	73.937 (796) 露台 Balcony: 2.530 (27) 工作平台 Utility Platform: 1.500 (16)	—	—	—	—	—	—	—	—	—	—
		C	33.261 (358) 露台 Balcony: 2.113 (23) 工作平台 Utility Platform: -	—	—	—	—	—	—	—	—	—	—
		D	29.308 (315) 露台 Balcony: 2.003 (22) 工作平台 Utility Platform: -	—	—	—	—	—	—	—	—	—	—
		E	29.541 (318) 露台 Balcony: 2.000 (22) 工作平台 Utility Platform: -	—	—	—	—	—	—	—	—	—	—
		F	29.853 (321) 露台 Balcony: 2.000 (22) 工作平台 Utility Platform: -	—	—	—	—	—	—	—	—	—	—
		G	29.853 (321) 露台 Balcony: 2.000 (22) 工作平台 Utility Platform: -	—	—	—	—	—	—	—	—	—	—
		H	20.728 (223) 露台 Balcony: 2.000 (22) 工作平台 Utility Platform: -	—	—	—	—	—	—	—	—	—	—
		J	20.728 (223) 露台 Balcony: 2.000 (22) 工作平台 Utility Platform: -	—	—	—	—	—	—	—	—	—	—

1. 住宅物業的實用面積、以及露台、工作平台及陽台(如有)的樓面面積，是按照《一手住宅物業銷售條例》第8條計算得出的。其他指明項目的面積(不計算入實用面積)，是按照《一手住宅物業銷售條例》附表2第2部計算得出的。
2. 上述所列之面積是以英制之平方呎列明，均以1平方米=10.764平方呎換算，並以四捨五入至整數平方呎，平方呎與平方米之數字可能有些微差異。
3. 期數中的住宅物業不設陽台。

1. The saleable area of the residential property and the floor area of balcony, utility platform and verandah (if any) are calculated in accordance with Section 8 of the Residential Properties (First-hand Sales) Ordinance; and the areas of the other specified items (not included in the saleable area) are calculated in accordance with Part 2 of Schedule 2 of the Residential Properties (First-hand Sales) Ordinance.
2. The areas as specified above in square feet have been converted at a rate of 1 square metre = 10.764 square feet and rounded to the nearest square feet, which may be slightly different from that shown in square metre.
3. There is no verandah in the residential properties in the Phase.

11 期數中的住宅物業的面積
AREA OF RESIDENTIAL PROPERTIES IN THE PHASE

物業的描述 Description of Residential Property			實用面積 (包括露台、工作平台及陽台(如有)) 平方米 (平方呎) Saleable Area (including balcony, utility platform and verandah, if any) sq. metre (sq. ft.)	其他指明項目的面積 (不計算入實用面積) 平方米 (平方呎) Area of other specified items (Not included in the Saleable Area) sq. metre (sq. ft.)									
大廈名稱 Block Name	樓層 Floor	單位 Flat		空調機房 Air-conditioning plant room	窗台 Bay window	閣樓 Cockloft	平台 Flat roof	花園 Garden	停車位 Parking space	天台 Roof	梯屋 Stairhood	前庭 Terrace	庭院 Yard
第1A座 Tower 1A	22樓 22/F	A	74.347 (800) 露台 Balcony: 2.530 (27) 工作平台 Utility Platform: 1.500 (16)	—	—	—	—	—	—	57.592 (620)	2.988 (32)	—	—
		B	74.161 (798) 露台 Balcony: 2.530 (27) 工作平台 Utility Platform: 1.500 (16)	—	—	—	—	—	—	57.592 (620)	2.988 (32)	—	—
		C	33.261 (358) 露台 Balcony: 2.113 (23) 工作平台 Utility Platform: -	—	—	—	—	—	—	26.809 (289)	—	—	—
		D	29.308 (315) 露台 Balcony: 2.003 (22) 工作平台 Utility Platform: -	—	—	—	—	—	—	16.955 (183)	—	—	—
		E	29.541 (318) 露台 Balcony: 2.000 (22) 工作平台 Utility Platform: -	—	—	—	—	—	—	—	—	—	—
		F	29.853 (321) 露台 Balcony: 2.000 (22) 工作平台 Utility Platform: -	—	—	—	—	—	—	—	—	—	—
		G	29.853 (321) 露台 Balcony: 2.000 (22) 工作平台 Utility Platform: -	—	—	—	—	—	—	—	—	—	—
		H	20.728 (223) 露台 Balcony: 2.000 (22) 工作平台 Utility Platform: -	—	—	—	—	—	—	—	—	—	—
		J	20.728 (223) 露台 Balcony: 2.000 (22) 工作平台 Utility Platform: -	—	—	—	—	—	—	—	—	—	—

1. 住宅物業的實用面積、以及露台、工作平台及陽台(如有)的樓面面積，是按照《一手住宅物業銷售條例》第8條計算得出的。其他指明項目的面積(不計算入實用面積)，是按照《一手住宅物業銷售條例》附表2第2部計算得出的。
2. 上述所列之面積是以英制之平方呎列明，均以1平方米=10.764平方呎換算，並以四捨五入至整數平方呎，平方呎與平方米之數字可能有些微差異。
3. 期數中的住宅物業不設陽台。

1. The saleable area of the residential property and the floor area of balcony, utility platform and verandah (if any) are calculated in accordance with Section 8 of the Residential Properties (First-hand Sales) Ordinance; and the areas of the other specified items (not included in the saleable area) are calculated in accordance with Part 2 of Schedule 2 of the Residential Properties (First-hand Sales) Ordinance.
2. The areas as specified above in square feet have been converted at a rate of 1 square metre = 10.764 square feet and rounded to the nearest square feet, which may be slightly different from that shown in square metre.
3. There is no verandah in the residential properties in the Phase.

11 期數中的住宅物業的面積
AREA OF RESIDENTIAL PROPERTIES IN THE PHASE

物業的描述 Description of Residential Property			實用面積 (包括露台、工作平台及陽台(如有)) 平方米 (平方呎) Saleable Area (including balcony, utility platform and verandah, if any) sq. metre (sq. ft.)	其他指明項目的面積 (不計算入實用面積) 平方米 (平方呎) Area of other specified items (Not included in the Saleable Area) sq. metre (sq. ft.)									
大廈名稱 Block Name	樓層 Floor	單位 Flat		空調機房 Air-conditioning plant room	窗台 Bay window	閣樓 Cockloft	平台 Flat roof	花園 Garden	停車位 Parking space	天台 Roof	梯屋 Stairhood	前庭 Terrace	庭院 Yard
第2座 Tower 2	2樓至3樓、5樓至12樓及15樓至21樓 2/F-3/F, 5/F-12/F & 15/F-21/F	A	74.124 (798) 露台 Balcony: 2.530 (27) 工作平台 Utility Platform: 1.500 (16)	—	—	—	—	—	—	—	—	—	—
		B	74.124 (798) 露台 Balcony: 2.530 (27) 工作平台 Utility Platform: 1.500 (16)	—	—	—	—	—	—	—	—	—	—
		C	73.950 (796) 露台 Balcony: 2.530 (27) 工作平台 Utility Platform: 1.500 (16)	—	—	—	—	—	—	—	—	—	—
		D	30.167 (325) 露台 Balcony: 2.000 (22) 工作平台 Utility Platform: -	—	—	—	—	—	—	—	—	—	—
		E	29.975 (323) 露台 Balcony: 2.000 (22) 工作平台 Utility Platform: -	—	—	—	—	—	—	—	—	—	—
		F	28.922 (311) 露台 Balcony: 2.000 (22) 工作平台 Utility Platform: -	—	—	—	—	—	—	—	—	—	—
		G	20.780 (224) 露台 Balcony: 2.000 (22) 工作平台 Utility Platform: -	—	—	—	—	—	—	—	—	—	—
		H	20.728 (223) 露台 Balcony: 2.000 (22) 工作平台 Utility Platform: -	—	—	—	—	—	—	—	—	—	—
		J	20.728 (223) 露台 Balcony: 2.000 (22) 工作平台 Utility Platform: -	—	—	—	—	—	—	—	—	—	—
		K	20.728 (223) 露台 Balcony: 2.000 (22) 工作平台 Utility Platform: -	—	—	—	—	—	—	—	—	—	—
		L	29.548 (318) 露台 Balcony: 2.000 (22) 工作平台 Utility Platform: -	—	—	—	—	—	—	—	—	—	—

1. 住宅物業的實用面積、以及露台、工作平台及陽台(如有)的樓面面積，是按照《一手住宅物業銷售條例》第8條計算得出的。其他指明項目的面積(不計算入實用面積)，是按照《一手住宅物業銷售條例》附表2第2部計算得出的。
2. 上述所列之面積是以英制之平方呎列明，均以1平方米=10.764平方呎換算，並以四捨五入至整數平方呎，平方呎與平方米之數字可能有些微差異。
3. 期數中的住宅物業不設陽台。

1. The saleable area of the residential property and the floor area of balcony, utility platform and verandah (if any) are calculated in accordance with Section 8 of the Residential Properties (First-hand Sales) Ordinance; and the areas of the other specified items (not included in the saleable area) are calculated in accordance with Part 2 of Schedule 2 of the Residential Properties (First-hand Sales) Ordinance.
2. The areas as specified above in square feet have been converted at a rate of 1 square metre = 10.764 square feet and rounded to the nearest square feet, which may be slightly different from that shown in square metre.
3. There is no verandah in the residential properties in the Phase.

11 期數中的住宅物業的面積
AREA OF RESIDENTIAL PROPERTIES IN THE PHASE

物業的描述 Description of Residential Property			實用面積 (包括露台、工作平台及陽台(如有)) 平方米 (平方呎) Saleable Area (including balcony, utility platform and verandah, if any) sq. metre (sq. ft.)	其他指明項目的面積 (不計算入實用面積) 平方米 (平方呎) Area of other specified items (Not included in the Saleable Area) sq. metre (sq. ft.)									
大廈名稱 Block Name	樓層 Floor	單位 Flat		空調機房 Air-conditioning plant room	窗台 Bay window	閣樓 Cockloft	平台 Flat roof	花園 Garden	停車位 Parking space	天台 Roof	梯屋 Stairhood	前庭 Terrace	庭院 Yard
第2座 Tower 2	22樓 22/F	A	74.347 (800) 露台 Balcony: 2.530 (27) 工作平台 Utility Platform: 1.500 (16)	—	—	—	—	—	—	57.592 (620)	2.988 (32)	—	—
		B	74.347 (800) 露台 Balcony: 2.530 (27) 工作平台 Utility Platform: 1.500 (16)	—	—	—	—	—	—	57.592 (620)	2.988 (32)	—	—
		C	74.173 (798) 露台 Balcony: 2.530 (27) 工作平台 Utility Platform: 1.500 (16)	—	—	—	—	—	—	57.592 (620)	2.988 (32)	—	—
		D	30.167 (325) 露台 Balcony: 2.000 (22) 工作平台 Utility Platform: -	—	—	—	—	—	—	23.557 (254)	—	—	—
		E	29.975 (323) 露台 Balcony: 2.000 (22) 工作平台 Utility Platform: -	—	—	—	—	—	—	—	—	—	—
		F	28.922 (311) 露台 Balcony: 2.000 (22) 工作平台 Utility Platform: -	—	—	—	—	—	—	—	—	—	—
		G	20.780 (224) 露台 Balcony: 2.000 (22) 工作平台 Utility Platform: -	—	—	—	—	—	—	—	—	—	—
		H	20.728 (223) 露台 Balcony: 2.000 (22) 工作平台 Utility Platform: -	—	—	—	—	—	—	—	—	—	—
		J	20.728 (223) 露台 Balcony: 2.000 (22) 工作平台 Utility Platform: -	—	—	—	—	—	—	—	—	—	—
		K	20.728 (223) 露台 Balcony: 2.000 (22) 工作平台 Utility Platform: -	—	—	—	—	—	—	—	—	—	—
		L	29.548 (318) 露台 Balcony: 2.000 (22) 工作平台 Utility Platform: -	—	—	—	—	—	—	—	—	—	—

1. 住宅物業的實用面積、以及露台、工作平台及陽台(如有)的樓面面積，是按照《一手住宅物業銷售條例》第8條計算得出的。其他指明項目的面積(不計算入實用面積)，是按照《一手住宅物業銷售條例》附表2第2部計算得出的。
2. 上述所列之面積是以英制之平方呎列明，均以1平方米=10.764平方呎換算，並以四捨五入至整數平方呎，平方呎與平方米之數字可能有些微差異。
3. 期數中的住宅物業不設陽台。

1. The saleable area of the residential property and the floor area of balcony, utility platform and verandah (if any) are calculated in accordance with Section 8 of the Residential Properties (First-hand Sales) Ordinance; and the areas of the other specified items (not included in the saleable area) are calculated in accordance with Part 2 of Schedule 2 of the Residential Properties (First-hand Sales) Ordinance.
2. The areas as specified above in square feet have been converted at a rate of 1 square metre = 10.764 square feet and rounded to the nearest square feet, which may be slightly different from that shown in square metre.
3. There is no verandah in the residential properties in the Phase.

11 期數中的住宅物業的面積
AREA OF RESIDENTIAL PROPERTIES IN THE PHASE

物業的描述 Description of Residential Property			實用面積 (包括露台、工作平台及陽台(如有)) 平方米 (平方呎) Saleable Area (including balcony, utility platform and verandah, if any) sq. metre (sq. ft.)	其他指明項目的面積 (不計算入實用面積) 平方米 (平方呎) Area of other specified items (Not included in the Saleable Area) sq. metre (sq. ft.)									
大廈名稱 Block Name	樓層 Floor	單位 Flat		空調機房 Air-conditioning plant room	窗台 Bay window	閣樓 Cockloft	平台 Flat roof	花園 Garden	停車位 Parking space	天台 Roof	梯屋 Stairhood	前庭 Terrace	庭院 Yard
第2A座 Tower 2A	2樓至3樓、5樓至12樓及15樓至21樓 2/F-3/F, 5/F-12/F & 15/F-21/F	A	73.422 (790) 露台 Balcony: 2.530 (27) 工作平台 Utility Platform: 1.500 (16)	—	—	—	—	—	—	—	—	—	—
		B	29.020 (312) 露台 Balcony: 2.182 (23) 工作平台 Utility Platform: -	—	—	—	—	—	—	—	—	—	—
		C	42.371 (456) 露台 Balcony: 2.000 (22) 工作平台 Utility Platform: 1.551 (17)	—	—	—	—	—	—	—	—	—	—
		D	35.610 (383) 露台 Balcony: 2.000 (22) 工作平台 Utility Platform: -	—	—	—	—	—	—	—	—	—	—
		E	20.760 (223) 露台 Balcony: 2.000 (22) 工作平台 Utility Platform: -	—	—	—	—	—	—	—	—	—	—
		F	20.728 (223) 露台 Balcony: 2.000 (22) 工作平台 Utility Platform: -	—	—	—	—	—	—	—	—	—	—
		G	29.899 (322) 露台 Balcony: 2.000 (22) 工作平台 Utility Platform: -	—	—	—	—	—	—	—	—	—	—
		H	21.612 (233) 露台 Balcony: 2.000 (22) 工作平台 Utility Platform: -	—	—	—	—	—	—	—	—	—	—
		J	29.548 (318) 露台 Balcony: 2.000 (22) 工作平台 Utility Platform: -	—	—	—	—	—	—	—	—	—	—

1. 住宅物業的實用面積、以及露台、工作平台及陽台(如有)的樓面面積，是按照《一手住宅物業銷售條例》第8條計算得出的。其他指明項目的面積(不計算入實用面積)，是按照《一手住宅物業銷售條例》附表2第2部計算得出的。
2. 上述所列之面積是以英制之平方呎列明，均以1平方米=10.764平方呎換算，並以四捨五入至整數平方呎，平方呎與平方米之數字可能有些微差異。
3. 期數中的住宅物業不設陽台。

1. The saleable area of the residential property and the floor area of balcony, utility platform and verandah (if any) are calculated in accordance with Section 8 of the Residential Properties (First-hand Sales) Ordinance; and the areas of the other specified items (not included in the saleable area) are calculated in accordance with Part 2 of Schedule 2 of the Residential Properties (First-hand Sales) Ordinance.
2. The areas as specified above in square feet have been converted at a rate of 1 square metre = 10.764 square feet and rounded to the nearest square feet, which may be slightly different from that shown in square metre.
3. There is no verandah in the residential properties in the Phase.

11 期數中的住宅物業的面積
AREA OF RESIDENTIAL PROPERTIES IN THE PHASE

物業的描述 Description of Residential Property			實用面積 (包括露台、工作平台及陽台(如有)) 平方米 (平方呎) Saleable Area (including balcony, utility platform and verandah, if any) sq. metre (sq. ft.)	其他指明項目的面積 (不計算入實用面積) 平方米 (平方呎) Area of other specified items (Not included in the Saleable Area) sq. metre (sq. ft.)									
大廈名稱 Block Name	樓層 Floor	單位 Flat		空調機房 Air-conditioning plant room	窗台 Bay window	閣樓 Cockloft	平台 Flat roof	花園 Garden	停車位 Parking space	天台 Roof	梯屋 Stairhood	前庭 Terrace	庭院 Yard
第2A座 Tower 2A	22樓 22/F	A	73.664 (793) 露台 Balcony: 2.530 (27) 工作平台 Utility Platform: 1.500 (16)	—	—	—	—	—	—	65.185 (702)	2.988 (32)	—	—
		B	29.020 (312) 露台 Balcony: 2.182 (23) 工作平台 Utility Platform: -	—	—	—	—	—	—	23.642 (254)	—	—	—
		C	42.371 (456) 露台 Balcony: 2.000 (22) 工作平台 Utility Platform: 1.551 (17)	—	—	—	—	—	—	35.149 (378)	—	—	—
		D	35.610 (383) 露台 Balcony: 2.000 (22) 工作平台 Utility Platform: -	—	—	—	—	—	—	28.788 (310)	—	—	—
		E	20.760 (223) 露台 Balcony: 2.000 (22) 工作平台 Utility Platform: -	—	—	—	—	—	—	16.836 (181)	—	—	—
		F	20.728 (223) 露台 Balcony: 2.000 (22) 工作平台 Utility Platform: -	—	—	—	—	—	—	15.550 (167)	—	—	—
		G	29.899 (322) 露台 Balcony: 2.000 (22) 工作平台 Utility Platform: -	—	—	—	—	—	—	—	—	—	—
		H	21.612 (233) 露台 Balcony: 2.000 (22) 工作平台 Utility Platform: -	—	—	—	—	—	—	—	—	—	—
		J	29.548 (318) 露台 Balcony: 2.000 (22) 工作平台 Utility Platform: -	—	—	—	—	—	—	—	—	—	—

1. 住宅物業的實用面積、以及露台、工作平台及陽台(如有)的樓面面積，是按照《一手住宅物業銷售條例》第8條計算得出的。其他指明項目的面積(不計算入實用面積)，是按照《一手住宅物業銷售條例》附表2第2部計算得出的。
2. 上述所列之面積是以英制之平方呎列明，均以1平方米=10.764平方呎換算，並以四捨五入至整數平方呎，平方呎與平方米之數字可能有些微差異。
3. 期數中的住宅物業不設陽台。

1. The saleable area of the residential property and the floor area of balcony, utility platform and verandah (if any) are calculated in accordance with Section 8 of the Residential Properties (First-hand Sales) Ordinance; and the areas of the other specified items (not included in the saleable area) are calculated in accordance with Part 2 of Schedule 2 of the Residential Properties (First-hand Sales) Ordinance.
2. The areas as specified above in square feet have been converted at a rate of 1 square metre = 10.764 square feet and rounded to the nearest square feet, which may be slightly different from that shown in square metre.
3. There is no verandah in the residential properties in the Phase.

11 期數中的住宅物業的面積
AREA OF RESIDENTIAL PROPERTIES IN THE PHASE

物業的描述 Description of Residential Property	實用面積 (包括露台、工作平台及陽台(如有)) 平方米 (平方呎) Saleable Area (including balcony, utility platform and verandah, if any) sq. metre (sq. ft.)	其他指明項目的面積 (不計算入實用面積) 平方米 (平方呎) Area of other specified items (Not included in the Saleable Area) sq. metre (sq. ft.)									
屋號 House number		空調機房 Air-conditioning plant room	窗台 Bay window	閣樓 Cockloft	平台 Flat roof	花園 Garden	停車位 Parking space	天台 Roof	梯屋 Stairhood	前庭 Terrace	庭院 Yard
洋房 A1 House A1	224.781 (2420) 露台 Balcony: 6.000 (65) 工作平台 Utility Platform: -	—	—	—	4.997 (54)	91.057 (980)	52.373 (564)	42.012 (452)	9.293 (100)	—	—
洋房 A2 House A2	224.593 (2418) 露台 Balcony: 6.000 (65) 工作平台 Utility Platform: -	—	—	—	4.997 (54)	77.791 (837)	66.442 (715)	42.012 (452)	9.293 (100)	—	—
洋房 A3 House A3	209.970 (2260) 露台 Balcony: 6.000 (65) 工作平台 Utility Platform: -	—	—	—	2.213 (24)	48.224 (519)	38.895 (419)	43.592 (469)	8.400 (90)	—	—
洋房 A5 House A5	209.970 (2260) 露台 Balcony: 6.000 (65) 工作平台 Utility Platform: -	—	—	—	2.213 (24)	65.730 (708)	49.834 (536)	43.592 (469)	8.400 (90)	—	—
洋房 A6 House A6	209.970 (2260) 露台 Balcony: 6.000 (65) 工作平台 Utility Platform: -	—	—	—	2.213 (24)	88.797 (956)	46.203 (497)	43.592 (469)	8.400 (90)	—	—
洋房 A7 House A7	209.970 (2260) 露台 Balcony: 6.000 (65) 工作平台 Utility Platform: -	—	—	—	2.213 (24)	109.391 (1177)	43.157 (465)	43.592 (469)	8.400 (90)	—	—
洋房 A8 House A8	209.970 (2260) 露台 Balcony: 6.000 (65) 工作平台 Utility Platform: -	—	—	—	2.213 (24)	96.712 (1041)	44.861 (483)	43.592 (469)	8.400 (90)	—	—
洋房 A9 House A9	209.970 (2260) 露台 Balcony: 6.000 (65) 工作平台 Utility Platform: -	—	—	—	2.213 (24)	74.060 (797)	47.372 (510)	43.592 (469)	8.400 (90)	—	—
洋房 A10 House A10	209.970 (2260) 露台 Balcony: 6.000 (65) 工作平台 Utility Platform: -	—	—	—	2.213 (24)	57.813 (622)	50.341 (542)	43.592 (469)	8.400 (90)	—	—
洋房 A11 House A11	209.970 (2260) 露台 Balcony: 6.000 (65) 工作平台 Utility Platform: -	—	—	—	2.213 (24)	63.402 (682)	35.806 (385)	43.592 (469)	8.400 (90)	—	—
洋房 A12 House A12	224.593 (2418) 露台 Balcony: 6.000 (65) 工作平台 Utility Platform: -	—	—	—	4.997 (54)	83.091 (894)	48.506 (522)	42.012 (452)	9.293 (100)	—	—

1. 住宅物業的實用面積、以及露台、工作平台及陽台(如有)的樓面面積，是按照《一手住宅物業銷售條例》第8條計算得出的。其他指明項目的面積(不計算入實用面積)，是按照《一手住宅物業銷售條例》附表2第2部計算得出的。
2. 上述所列之面積是以英制之平方呎列明，均以1平方米=10.764平方呎換算，並以四捨五入至整數平方呎，平方呎與平方米之數字可能有些微差異。
3. 期數中的住宅物業不設陽台。

1. The saleable area of the residential property and the floor area of balcony, utility platform and verandah (if any) are calculated in accordance with Section 8 of the Residential Properties (First-hand Sales) Ordinance; and the areas of the other specified items (not included in the saleable area) are calculated in accordance with Part 2 of Schedule 2 of the Residential Properties (First-hand Sales) Ordinance.
2. The areas as specified above in square feet have been converted at a rate of 1 square metre = 10.764 square feet and rounded to the nearest square feet, which may be slightly different from that shown in square metre.
3. There is no verandah in the residential properties in the Phase.

11 期數中的住宅物業的面積
AREA OF RESIDENTIAL PROPERTIES IN THE PHASE

物業的描述 Description of Residential Property	實用面積 (包括露台、工作平台及陽台(如有)) 平方米 (平方呎) Saleable Area (including balcony, utility platform and verandah, if any) sq. metre (sq. ft.)	其他指明項目的面積 (不計算入實用面積) 平方米 (平方呎) Area of other specified items (Not included in the Saleable Area) sq. metre (sq. ft.)									
屋號 House number		空調機房 Air-conditioning plant room	窗台 Bay window	閣樓 Cockloft	平台 Flat roof	花園 Garden	停車位 Parking space	天台 Roof	梯屋 Stairhood	前庭 Terrace	庭院 Yard
洋房 B1 House B1	209.970 (2260) 露台 Balcony: 6.000 (65) 工作平台 Utility Platform: -	—	—	—	2.213 (24)	83.885 (903)	38.876 (418)	43.592 (469)	8.400 (90)	—	—
洋房 B2 House B2	209.970 (2260) 露台 Balcony: 6.000 (65) 工作平台 Utility Platform: -	—	—	—	2.213 (24)	62.773 (676)	38.895 (419)	43.592 (469)	8.400 (90)	—	—
洋房 B3 House B3	209.970 (2260) 露台 Balcony: 6.000 (65) 工作平台 Utility Platform: -	—	—	—	2.213 (24)	63.699 (686)	42.993 (463)	43.592 (469)	8.400 (90)	—	—
洋房 B5 House B5	209.970 (2260) 露台 Balcony: 6.000 (65) 工作平台 Utility Platform: -	—	—	—	2.213 (24)	61.929 (667)	41.959 (452)	43.592 (469)	8.400 (90)	—	—
洋房 B6 House B6	209.970 (2260) 露台 Balcony: 6.000 (65) 工作平台 Utility Platform: -	—	—	—	2.213 (24)	56.475 (608)	43.025 (463)	43.592 (469)	8.400 (90)	—	—
洋房 B7 House B7	209.970 (2260) 露台 Balcony: 6.000 (65) 工作平台 Utility Platform: -	—	—	—	2.213 (24)	61.337 (660)	44.428 (478)	43.592 (469)	8.400 (90)	—	—
洋房 B8 House B8	209.970 (2260) 露台 Balcony: 6.000 (65) 工作平台 Utility Platform: -	—	—	—	2.213 (24)	59.833 (644)	32.769 (353)	43.592 (469)	8.400 (90)	—	—
洋房 B9 House B9	209.970 (2260) 露台 Balcony: 6.000 (65) 工作平台 Utility Platform: -	—	—	—	2.213 (24)	57.187 (616)	36.387 (392)	43.592 (469)	8.400 (90)	—	—
洋房 B10 House B10	209.970 (2260) 露台 Balcony: 6.000 (65) 工作平台 Utility Platform: -	—	—	—	2.213 (24)	61.768 (665)	44.461 (479)	43.592 (469)	8.400 (90)	—	—
洋房 B11 House B11	209.970 (2260) 露台 Balcony: 6.000 (65) 工作平台 Utility Platform: -	—	—	—	2.213 (24)	67.924 (731)	46.703 (503)	43.592 (469)	8.400 (90)	—	—
洋房 B12 House B12	209.970 (2260) 露台 Balcony: 6.000 (65) 工作平台 Utility Platform: -	—	—	—	2.213 (24)	63.983 (689)	38.866 (418)	43.592 (469)	8.400 (90)	—	—

1. 住宅物業的實用面積、以及露台、工作平台及陽台(如有)的樓面面積，是按照《一手住宅物業銷售條例》第8條計算得出的。其他指明項目的面積(不計算入實用面積)，是按照《一手住宅物業銷售條例》附表2第2部計算得出的。
2. 上述所列之面積是以英制之平方呎列明，均以1平方米=10.764平方呎換算，並以四捨五入至整數平方呎，平方呎與平方米之數字可能有些微差異。
3. 期數中的住宅物業不設陽台。

1. The saleable area of the residential property and the floor area of balcony, utility platform and verandah (if any) are calculated in accordance with Section 8 of the Residential Properties (First-hand Sales) Ordinance; and the areas of the other specified items (not included in the saleable area) are calculated in accordance with Part 2 of Schedule 2 of the Residential Properties (First-hand Sales) Ordinance.
2. The areas as specified above in square feet have been converted at a rate of 1 square metre = 10.764 square feet and rounded to the nearest square feet, which may be slightly different from that shown in square metre.
3. There is no verandah in the residential properties in the Phase.

12 期數中的停車位的樓面平面圖
FLOOR PLANS OF PARKING SPACES IN THE PHASE

地庫平面圖
B/F FLOOR PLAN

單車停車位部分平面圖
Part Plan of Bicycle Parking Space

停車位數量、尺寸及每個停車位面積表
Table for number, dimensions and area of each of the parking spaces

停車位類別 Type of Parking Spaces	數量 No.	尺寸 (長 x 闊) (米) Dimension (L x W) (m)	每個停車位面積 (平方米) Area of each parking space (sq. m.)
住宅停車位 Residential Car Parking Spaces	79	5.0 X 2.5	12.5
住宅停車位 (洋房一部份) Residential Car Parking Spaces (Forming Part of Houses)	44	5.0 X 2.5	12.5
訪客停車位 Visitor's Parking Spaces	7	5.0 X 2.5	12.5
暢通易達車位 (訪客停車位) Accessible Car Parking Space (Visitor's Parking Spaces)	3	5.0 X 3.5	17.5
單車停車位 Bicycle Parking Spaces	39	1.8 X 0.5	0.9
住宅電單車停車位 Residential Motor Cycle Parking Spaces	8	2.4 X 1.0	2.4
垃圾收集停車位 Refuse Collection Operation Parking Spaces	1	12.0 X 5.0	60.0

12 期數中的停車位的樓面平面圖
FLOOR PLANS OF PARKING SPACES IN THE PHASE

地下平面圖
G/F FLOOR PLAN

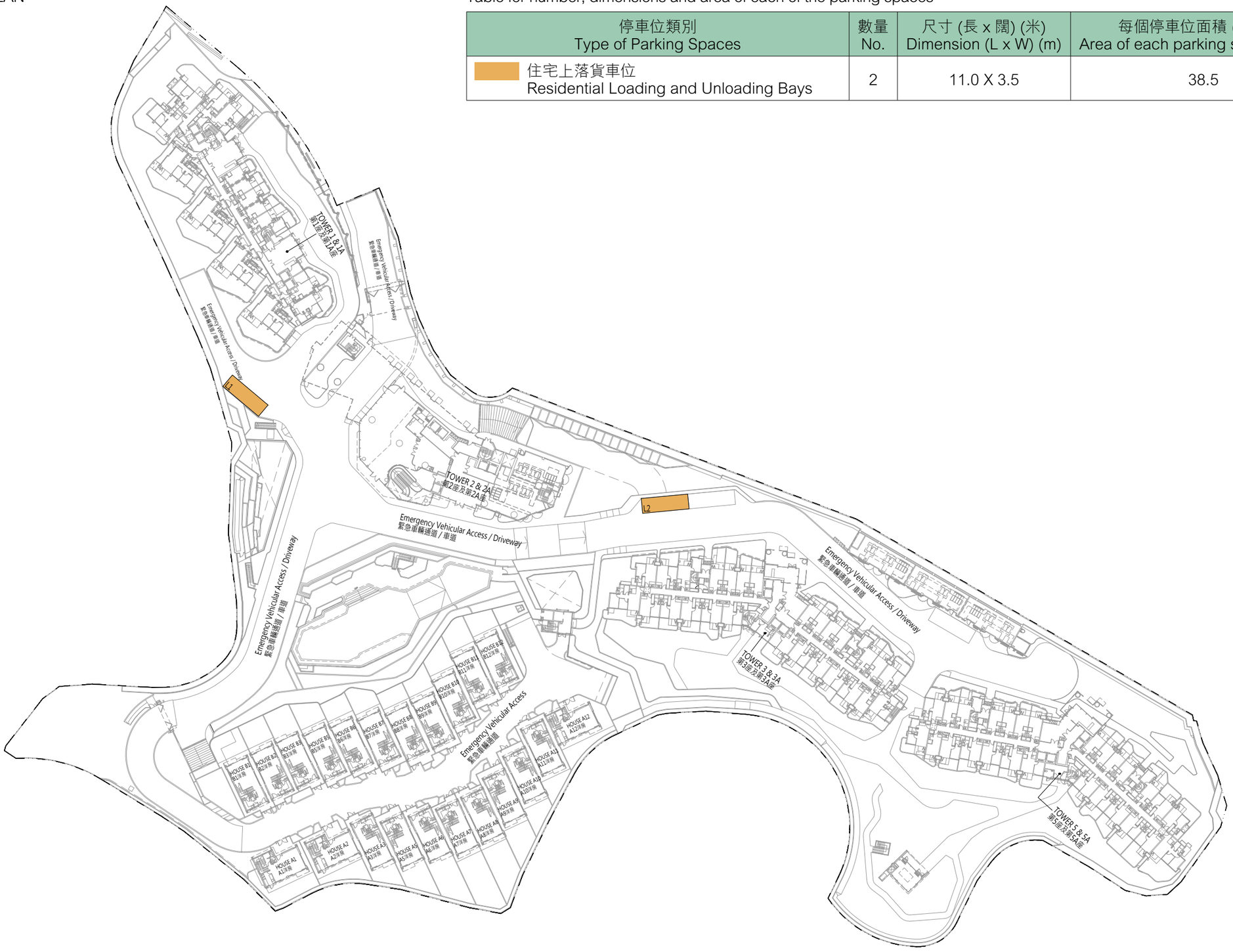

停車位數量、尺寸及每個停車位面積表
Table for number, dimensions and area of each of the parking spaces

停車位類別 Type of Parking Spaces	數量 No.	尺寸 (長 x 闊) (米) Dimension (L x W) (m)	每個停車位面積 (平方米) Area of each parking space (sq.m.)
住宅上落貨車位 Residential Loading and Unloading Bays	2	11.0 X 3.5	38.5

13 臨時買賣合約的摘要
SUMMARY OF PRELIMINARY AGREEMENT FOR SALE AND PURCHASE

1. 在簽署臨時買賣合約(「臨時合約」)時須支付款額為5%的臨時訂金。

2. 買方在簽署該臨時合約時支付的臨時訂金，會由代表擁有人行事的律師事務所以保證金保存人的身分持有。

3. 如買方沒有於訂立該臨時合約的日期之後5個工作日內簽立買賣合約：—
   (i) 該臨時合約即告終止；
   (ii) 有關的臨時訂金即予沒收；及
   (iii) 擁有人不得就買方沒有簽立買賣合約而針對買方提出進一步申索。

1. A preliminary deposit of 5% is payable on the signing of the preliminary agreement for sale and purchase ("Preliminary Agreement").

2. The preliminary deposit paid by the purchaser on the signing of the Preliminary Agreement will be held by a firm of solicitors acting for the owner, as stakeholders.

3. If the purchaser fails to execute the agreement for sale and purchase within 5 working days after the date on which the purchaser enters into the Preliminary Agreement:-
   (i) the Preliminary Agreement is terminated;
   (ii) the preliminary deposit is forfeited; and
   (iii) the owner does not have any further claim against the purchaser for the failure.

1. **期數的公用部分**
期數的公用部分須提述為在主公契及管理協議(「本公契」)所規定的「第1期公用地方與設施」，即統指「第1期屋苑公用地方與設施」、「第1期住宅公用地方與設施」、「第1期住宅大樓公用地方與設施」、「住宅洋房公用地方與設施」及「第1期停車場公用地方與設施」。

「第1期屋苑公用地方與設施」指擬供發展項目整體(而非只限於任何個別部分)公用及共享的第1期部分，在本公契及任何副公契的條款約束下，發展項目的每位擁有人及佔用人須與發展項目的所有其他擁有人及佔用人一同使用該等部份。只為識別目的，第1期屋苑公用地方與設施以黃色及黃色加黑色格線顯示在公契圖則上，當中包括但不限於：-

(a) 地基、柱、樑、樓板及不屬於或不構成第1期停車場公用地方與設施、第1期住宅公用地方與設施、住宅洋房公用地方與設施及第1期住宅大樓公用地方與設施一部分的其他結構性支撐物及構件；

(b) 暢通易達洗手間、電纜立管管道、電纜立管、行車道/緊急車輛通道、管道房、停車場穿梭升降機大堂、緊急發電機機房、機電工程走廊、沖廁水泵房、消防控制及花灑控制閥房、消防及花灑水泵房、消防及花灑水箱及泵房、警衛室、低壓電掣室、第1期綠化區(只限於不構成第1期住宅公用地方與設施、第1期住宅大樓公用地方與設施及住宅洋房公用地方與設施的一部分)、總水錶房、管理處(2)、業主委員會辦公室、花槽、基座、飲用水及沖廁水泵房、飲用水泵房、垃圾及物料回收房、垃圾存放及物料回收房、花灑控制閥櫃、消防街井水泵房、電掣房、在發展項目土地範圍內的斜坡結構、樓梯、電訊及廣播設備房、電力變壓房、空間及水錶櫃；

(c) 公用天線、避雷針設備、防火及滅火系統、訊號接收器、污水渠、排水渠、雨水渠、水道、電纜、喉管、電線、管道、沖廁水總管、飲用水總管及位於第1期而供發展項目整體使用的裝置及機械及其他類型裝置、設施或服務，

但不包括第1期住宅公用地方與設施、第1期住宅大樓公用地方與設施、住宅洋房公用地方與設施及第1期停車場公用地方與設施。

「第1期住宅公用地方與設施」指擬供住宅地方整體(而非只限於住宅地方的任何個別部分)公用及共享的第1期部分，在本公契及任何副公契的條款約束下，住宅單位的每位擁有人及佔用人須與住宅單位的所有其他擁有人及佔用人一同使用該等部份。只為識別目的，第1期住宅公用地方與設施以棕色、棕色加黑色斜線、棕色加黑點及棕色加黑點斜線顯示在公契圖則上，當中包括但不限於：-

(a) 第1期單車泊車位、會所、簷篷、公共平台、有蓋園景區、行車道/緊急車輛通道、管道槽、濾水機房、第1期綠化區(只限於構成住宅公用地方與設施的一部分)、玻璃簷篷、已鋪硬面的地方、園景區、草地、花槽、鋼筋混凝土平台、康樂公共地方與設施、位於第1期的傷殘人士住宅泊車位、第1期住宅上落貨車位、樓梯、位於第1期的訪客泊車位及水景設施；及

(b) 所有升降機、電線、電纜、管道喉管及污水渠及專供住宅地方整體使用的所有機電裝置及設備

前提是如適當的話，倘若(i)在《建築物管理條例》(第344章)第2條中所出的「公用部分」的定義(a)段所涵蓋的位於第1期住宅地方的任何部分；及/或(ii)在《建築物管理條例》(第344章)附表1所指明而又在《建築物管理條例》(第344章)第2條所列出的「公用部分」的定義(b)段所包括的任何部分，亦須涵蓋在上述條文內，前提是該等部分須被當作已包括在並構成第1期住宅公用地方與設施，

但不包括第1期屋苑公用地方與設施、第1期住宅大樓公用地方與設施、住宅洋房公用地方與設施及第1期停車場公用地方與設施。

「第1期住宅大樓公用地方與設施」指擬供住宅大樓整體(而非只限於住宅大樓的任何個別部分)公用及共享的第1期部分，在本公契及任何副公契的條款約束下，住宅大樓的每位擁有人及佔用人須與住宅大樓的所有其他擁有人及佔用人一同使用該等部份。只為識別目的，第1期住宅大樓公用地方與設施以綠色顯示在公契圖則上，當中包括但不限於：-

(a) 第1期住宅大樓的外牆：-

(i) 包括非結構的預製外牆、構成住宅大樓單位一部分的花園圍牆的向外部分(包括其外向表面)(即面向住宅大樓單位向外的一面加花園圍牆的外半部分)、覆蓋層及在其上的建築鰭片及特色、第1期住宅大樓的幕牆結構(不包括幕牆結構可開啟的部分及完全包圍住宅大樓單位的該等玻璃嵌板，而上述可開啟的部分及玻璃嵌板則構成有關住宅大樓單位的一部分，亦不包括構成相關住宅大樓單位一部分的露台、工作平台、平台或指明天台的玻璃扶手或欄杆)，為免生疑問，如構成第1期住宅大樓幕牆結構一部分的任何玻璃嵌板並非完全包圍整個住宅大樓單位，而是橫跨兩個或以上的住宅大樓單位，則構成第1期住宅大樓公用地方與設施的一部分；

(ii) 但不包括包圍第1期屋苑公用地方與設施、住宅洋房公用地方與設施及第1期停車場公用地方與設施的外牆部分；及

(b) 用作安放冷氣機的平台(包括其通風用的百葉窗或窗花(如有的話))、空氣管道、簷篷、停車場升降機大堂、管理員、管理員櫃台、作維修用途的公用地方、公用平台、幕牆(不包括構成住宅大樓單位的窗戶)、管道槽、電力管道、電力房、電錶房、住宅大樓入口大堂、排氣管道、特低壓房、通風機房、平台(公用地方)、沖廁水泵房、消防入水口、吊船及同類型的裝置系統、第1期綠化區(只限於構成住宅大樓公用地方與設施的一部分)、消防喉轆、水平隔音鰭片、升降機、升降機大堂、升降機機房、升降機平台、升降機槽、作維修用途的平台、管理處、喉管管道、喉管連鋁質建築特色、喉管井、花槽、飲用水泵房、鋼筋混凝土基座、垃圾存放及物料回收房、天台(公用地方)、花灑控制閥櫃、樓梯、臨時垃圾存放處、露台底下的有蓋地方及工作平台底下的有蓋地方(只為識別目的，分別以 “COVER OF BAL. BELOW” 及 “COVER OF U.P. BELOW” 顯示在公契圖則上)、水錶櫃、加闊公用走廊及升降機大堂(只為識別目的，以綠色加黑色斜線顯示在公契圖則上)，

但不包括第1期屋苑公用地方與設施、第1期住宅公用地方與設施、住宅洋房公用地方與設施及第1期停車場公用地方與設施。

「住宅洋房公用地方與設施」指擬供住宅洋房整體(而非只限於住宅洋房的任何個別部分)公用及共享的第1期部分，在本公契及任何副公契的條款約束下，住宅洋房的每位擁有人及佔用人須與住宅洋房的所有其他擁有人及佔用人一同使用該等部份。只為識別目的，住宅洋房公用地方與設施以紫色及紫色加黑色格線顯示在公契圖則上，當中包括但不限於：-

(a) 停車場穿梭升降機大堂、行車道、次幹管低壓電制室、護衛室、喉管管道、花槽、緊急車輛通道、第1期綠化區(只限於構成住宅洋房公用地方與設施的一部分)、電訊及廣播設備房，

但不包括第1期屋苑公用地方與設施、第1期住宅公用地方與設施、第1期住宅大樓公用地方與設施及第1期停車場公用地方與設施。

「第1期停車場公用地方與設施」指擬供停車場整體(而非只限於停車場的任何個別部分)公用及共享的第1期部分，在本公契及任何副公契的條款約束下，住宅單位的住客及其真誠的賓客、訪客或被邀請的人須與所有其他住宅單位的住客及其真誠的賓客、訪客或被邀請的人一同使用該等部份。只為識別目的，第1期停車場公用地方與設施以藍色顯示在公契圖則上，當中包括但不限於：-

(a) 位於第1期停車場的部分(不包括單車泊車位、住宅泊車位、住宅電單車泊車位、訪客泊車位及傷殘人士住宅泊車位)；

(b) 位於第1期停車場的行車道及斜道及通往停車場的行人通道及樓梯、管道槽、電力房、電力管道、抽氣扇機房、通風機房及供停車場整體專用的機電裝置及設備；及

(c) 將指定為在第1期的停車場公用及共享的其他地方及設施

前提是如適當的話，倘若(i)在《建築物管理條例》(第344章)第2條列出的「公用部分」的定義(a)段所涵蓋的位於第1期停車場的任何部分；及/或(ii)在《建築物管理條例》(第344章)附表1所指明而又在《建築物管理條例》(第344章)第2條中列出的「公用部分」的定義(b)段所包括的任何部分，亦須涵蓋在上述條文內，前提是該等部分須被當作已包括在並構成第1期停車場公用地方與設施，

但不包括第1期屋苑公用地方與設施、第1期住宅公用地方與設施、第1期住宅大樓公用地方與設施及住宅洋房公用地方與設施。

2. 分配予期數中的每個住宅物業的不分割份數的數目

第1座

樓層	單位	不分割份數
地下	A	75 /36,000
地下	B	74 /36,000
地下	C	40 /36,000
地下	D	40 /36,000
地下	E	27 /36,000
地下	F	34 /36,000
地下	J	20 /36,000
地下	K	18 /36,000
1樓	A	74 /36,000
1樓	B	74 /36,000
1樓	C	39 /36,000
1樓	D	40 /36,000
1樓	E	30 /36,000
1樓	F	35 /36,000
1樓	J	22 /36,000
1樓	K	20 /36,000
2樓	A	74 /36,000
2樓	B	74 /36,000
2樓	C	39 /36,000
2樓	D	40 /36,000
2樓	E	30 /36,000
2樓	F	35 /36,000
2樓	G	21 /36,000
2樓	H	20 /36,000
2樓	J	20 /36,000
2樓	K	20 /36,000
3樓	A	74 /36,000
3樓	B	74 /36,000
3樓	C	39 /36,000
3樓	D	40 /36,000
3樓	E	30 /36,000
3樓	F	35 /36,000
3樓	G	21 /36,000
3樓	H	20 /36,000
3樓	J	20 /36,000
3樓	K	20 /36,000

第1座

樓層	單位	不分割份數
5樓至12樓	A	74 /36,000
5樓至12樓	B	74 /36,000
5樓至12樓	C	39 /36,000
5樓至12樓	D	40 /36,000
5樓至12樓	E	30 /36,000
5樓至12樓	F	35 /36,000
5樓至12樓	G	21 /36,000
5樓至12樓	H	20 /36,000
5樓至12樓	J	20 /36,000
5樓至12樓	K	20 /36,000
15樓至21樓	A	74 /36,000
15樓至21樓	B	74 /36,000
15樓至21樓	C	39 /36,000
15樓至21樓	D	40 /36,000
15樓至21樓	E	30 /36,000
15樓至21樓	F	35 /36,000
15樓至21樓	G	21 /36,000
15樓至21樓	H	20 /36,000
15樓至21樓	J	20 /36,000
15樓至21樓	K	20 /36,000
22樓	A	82 /36,000
22樓	B	82 /36,000
22樓	C	42 /36,000
22樓	D	43 /36,000
22樓	E	32 /36,000
22樓	F	37 /36,000
22樓	G	21 /36,000
22樓	H	20 /36,000
22樓	J	20 /36,000
22樓	K	20 /36,000

第1A座

樓層	單位	不分割份數
地下	A	75 /36,000
地下	B	74 /36,000
地下	C	32 /36,000
地下	D	28 /36,000
地下	G	29 /36,000
地下	H	18 /36,000
地下	J	18 /36,000

第1A座

樓層	單位	不分割份數
1樓	A	74 /36,000
1樓	B	73 /36,000
1樓	C	33 /36,000
1樓	D	29 /36,000
1樓	G	30 /36,000
1樓	H	20 /36,000
1樓	J	20 /36,000
2樓	A	74 /36,000
2樓	B	73 /36,000
2樓	C	33 /36,000
2樓	D	29 /36,000
2樓	E	29 /36,000
2樓	F	29 /36,000
2樓	G	29 /36,000
2樓	H	20 /36,000
2樓	J	20 /36,000
3樓	A	74 /36,000
3樓	B	73 /36,000
3樓	C	33 /36,000
3樓	D	29 /36,000
3樓	E	29 /36,000
3樓	F	29 /36,000
3樓	G	29 /36,000
3樓	H	20 /36,000
3樓	J	20 /36,000
5樓至12樓	A	74 /36,000
5樓至12樓	B	73 /36,000
5樓至12樓	C	33 /36,000
5樓至12樓	D	29 /36,000
5樓至12樓	E	29 /36,000
5樓至12樓	F	29 /36,000
5樓至12樓	G	29 /36,000
5樓至12樓	H	20 /36,000
5樓至12樓	J	20 /36,000
15樓至21樓	A	74 /36,000
15樓至21樓	B	73 /36,000
15樓至21樓	C	33 /36,000
15樓至21樓	D	29 /36,000
15樓至21樓	E	29 /36,000
15樓至21樓	F	29 /36,000
15樓至21樓	G	29 /36,000
15樓至21樓	H	20 /36,000
15樓至21樓	J	20 /36,000

第1A座

樓層	單位	不分割份數
22樓	A	82 /36,000
22樓	B	82 /36,000
22樓	C	35 /36,000
22樓	D	30 /36,000
22樓	E	29 /36,000
22樓	F	29 /36,000
22樓	G	29 /36,000
22樓	H	20 /36,000
22樓	J	20 /36,000

第2座

樓層	單位	不分割份數
2樓	A	74 /36,000
2樓	B	74 /36,000
2樓	C	73 /36,000
2樓	D	30 /36,000
2樓	E	29 /36,000
2樓	F	28 /36,000
2樓	G	20 /36,000
2樓	H	20 /36,000
2樓	J	20 /36,000
2樓	K	20 /36,000
2樓	L	29 /36,000
3樓	A	74 /36,000
3樓	B	74 /36,000
3樓	C	73 /36,000
3樓	D	30 /36,000
3樓	E	29 /36,000
3樓	F	28 /36,000
3樓	G	20 /36,000
3樓	H	20 /36,000
3樓	J	20 /36,000
3樓	K	20 /36,000
3樓	L	29 /36,000
5樓至12樓	A	74 /36,000
5樓至12樓	B	74 /36,000
5樓至12樓	C	73 /36,000
5樓至12樓	D	30 /36,000
5樓至12樓	E	29 /36,000
5樓至12樓	F	28 /36,000
5樓至12樓	G	20 /36,000
5樓至12樓	H	20 /36,000
5樓至12樓	J	20 /36,000
5樓至12樓	K	20 /36,000
5樓至12樓	L	29 /36,000

第2座

樓層	單位	不分割份數
15樓至21樓	A	74 /36,000
15樓至21樓	B	74 /36,000
15樓至21樓	C	73 /36,000
15樓至21樓	D	30 /36,000
15樓至21樓	E	29 /36,000
15樓至21樓	F	28 /36,000
15樓至21樓	G	20 /36,000
15樓至21樓	H	20 /36,000
15樓至21樓	J	20 /36,000
15樓至21樓	K	20 /36,000
15樓至21樓	L	29 /36,000
22樓	A	82 /36,000
22樓	B	82 /36,000
22樓	C	82 /36,000
22樓	D	32 /36,000
22樓	E	29 /36,000
22樓	F	28 /36,000
22樓	G	20 /36,000
22樓	H	20 /36,000
22樓	J	20 /36,000
22樓	K	20 /36,000
22樓	L	29 /36,000

第2A座

樓層	單位	不分割份數
2樓	A	73 /36,000
2樓	B	29 /36,000
2樓	C	42 /36,000
2樓	D	35 /36,000
2樓	E	20 /36,000
2樓	F	20 /36,000
2樓	G	29 /36,000
2樓	H	21 /36,000
2樓	J	29 /36,000
3樓	A	73 /36,000
3樓	B	29 /36,000
3樓	C	42 /36,000
3樓	D	35 /36,000
3樓	E	20 /36,000
3樓	F	20 /36,000
3樓	G	29 /36,000
3樓	H	21 /36,000
3樓	J	29 /36,000

第2A座

樓層	單位	不分割份數
5樓至12樓	A	73 /36,000
5樓至12樓	B	29 /36,000
5樓至12樓	C	42 /36,000
5樓至12樓	D	35 /36,000
5樓至12樓	E	20 /36,000
5樓至12樓	F	20 /36,000
5樓至12樓	G	29 /36,000
5樓至12樓	H	21 /36,000
5樓至12樓	J	29 /36,000
15樓至21樓	A	73 /36,000
15樓至21樓	B	29 /36,000
15樓至21樓	C	42 /36,000
15樓至21樓	D	35 /36,000
15樓至21樓	E	20 /36,000
15樓至21樓	F	20 /36,000
15樓至21樓	G	29 /36,000
15樓至21樓	H	21 /36,000
15樓至21樓	J	29 /36,000
22樓	A	82/36,000
22樓	B	31/36,000
22樓	C	45/36,000
22樓	D	37/36,000
22樓	E	21/36,000
22樓	F	21/36,000
22樓	G	29/36,000
22樓	H	21/36,000
22樓	J	29/36,000

洋房

洋房	不分割份數
洋房 A1	271 /36,000
洋房 A2	276 /36,000
洋房 A3	244 /36,000
洋房 A5	252 /36,000
洋房 A6	252 /36,000
洋房 A7	253 /36,000
洋房 A8	252 /36,000
洋房 A9	252 /36,000
洋房 A10	251 /36,000
洋房 A11	245 /36,000
洋房 A12	268 /36,000
洋房 B1	248 /36,000
洋房 B2	246 /36,000
洋房 B3	248 /36,000
洋房 B5	248 /36,000
洋房 B6	248 /36,000
洋房 B7	249 /36,000
洋房 B8	242 /36,000
洋房 B9	244 /36,000
洋房 B10	249 /36,000
洋房 B11	250 /36,000
洋房 B12	246 /36,000

備註：
就(a)洋房的編號；及(b) 住宅大樓的樓層及住宅大樓單位的編號而言：-
(a) 洋房:
(1) 不設洋房A4及洋房B4；
(b) 住宅大樓:
(1) 不設4樓、13樓及14樓；
(2) 第1座地下及1樓不設G單位、H單位及I單位；
(3) 第1座2樓、3樓、5樓至12樓及15樓至22樓不設I單位；
(4) 第1A座地下及1樓不設E單位、F單位及I單位；
(5) 第1A座2樓、3樓、5樓至12樓及15樓至22樓不設I單位；
(6) 第2座地下及1樓不設住宅大樓單位；
(7) 第2座2樓、3樓、5樓至12樓及15樓至22樓不設I單位；
(8) 第2A座地下及1樓不設住宅大樓單位；
(9) 第2A座2樓、3樓、5樓至12樓及15樓至22樓不設I單位。

3. 期數的管理人的委任年期
管理人首屆任期由簽訂公契日期起計兩年，並於期滿後獲繼續任職，直至根據公契條款終止為止。

4. 在期數中的住宅物業的擁有人之間分擔管理開支的計算基準
每名住宅單位的擁有人須參照分配予他的住宅單位的管理份數及公契訂明的準則，以公契規定的方式、金額及比例分擔期數的管理開支(須根據管理人所編製的管理預算案所計算)。

5. 計算管理費按金的基準
管理費按金相當於住宅單位的擁有人根據首份年度管理預算案與其住宅單位有關須支付的兩(2)個月管理開支。

6. 擁有人在期數中保留作自用的範圍（如有的話）
不適用。

備註：
1. 除非在本售樓説明書另有規定，本公契的摘要內所採用的詞彙與該詞彙在公契內的意思相同。

2. 請查閱公契以了解詳情。公契的副本現存放於售樓處，在售樓處開放時間可供免費查閱。

1. The common parts of the Phase

The common parts of the Phase shall refer to the Common Areas and Facilities In Phase 1 provided in the Principal Deed of Mutual Covenant Incorporating Management Agreement ("this Deed"), which means collectively the Estate Common Areas and Facilities In Phase 1, the Residential Common Areas and Facilities In Phase 1, the Residential Tower Common Areas and Facilities In Phase 1, the Residential House Common Areas and Facilities and the Carpark Common Areas and Facilities In Phase 1.

"Estate Common Areas and Facilities In Phase 1" means those parts within Phase 1 which are intended for the common use and benefit of the Development as a whole and not just any particular part thereof and which are, subject to the provisions of this Deed and any Sub-Deed, to be used by each Owner and occupier of the Development in common with all other Owners and occupiers of the Development. The Estate Common Areas and Facilities In Phase 1 are for the purpose of identification only shown and coloured yellow and yellow cross-hatched black on the DMC plans, which include but not limited to: -

(a) such foundations, columns, beams, slabs and other structural supports and elements that do not belong to or do not form part of the Carpark Common Areas and Facilities In Phase 1, the Residential Common Areas and Facilities In Phase 1, the Residential House Common Areas and Facilities and the Residential Tower Common Areas and Facilities In Phase 1;

(b) accessible lavatory, cable riser ducts, cable riser, driveways/ E.V.A. (emergency vehicular access), duct rooms, carpark shuttle lift lobbies, emergency generator rooms, E&M service corridors, flushing water pump rooms, F.S. control & sprinkler control valve rooms, F.S & sprinkler water pump rooms, F.S. & sprinkler water tank & pump rooms, guard rooms, LV switch rooms, the Greenery Areas In Phase 1 (in so far as they do not form part of the Residential Common Areas and Facilities In Phase 1, the Residential Tower Common Areas and Facilities In Phase 1 and the Residential House Common Areas and Facilities), master water meter rooms, Management Office (2), owners' committee offices, planters, plinth, potable & flushing water pump rooms, potable water pump rooms, refuse & material recovery chambers, refuse storage & material recovery chambers, sprinkler control valve cabinets, street hydrant water pump rooms, switch rooms, the Slope Structures within the Land, staircases, TBE rooms (telecommunications and broadcasting equipment rooms), transformer rooms, voids and W.M.C. (water meter cabinets);

(c) the communal aerial, lightning conductor equipment, fire protection and fire-fighting system, signal receivers, sewers, drains, storm water drains, water course, cables, pipes, wires, ducts, flushing mains, fresh water mains, plant and machinery and other like installations, facilities or services situated within Phase 1 serving the Development as a whole,

but shall exclude the Residential Common Areas and Facilities In Phase 1, the Residential Tower Common Areas and Facilities In Phase 1, the Residential House Common Areas and Facilities and the Carpark Common Areas and Facilities In Phase 1.

"Residential Common Areas and Facilities In Phase 1" means those parts within Phase 1 which are intended for the common use and benefit of the Residential Accommodation as a whole, and not just any particular part thereof, and which are, subject to the provisions of this Deed and any Sub-Deed, to be used by each Owner and occupier of the Residential Unit, in common with all other Owners and occupiers of the Residential Units. The Residential Common Areas and Facilities In Phase 1 are for the purpose of identification only shown and coloured brown, brown hatched black, brown stippled black and brown stippled-hatched black on the DMC plans, which include but not limited to: -

(a) the Bicycle Parking Spaces In Phase 1, the Club House, canopies, common flat roofs, covered landscape areas, driveways/ E.V.A. (emergency vehicular access), duct shafts, filtration plant rooms, the Greenery Areas In Phase 1 (in so far as those parts form part of the Residential Common Areas and Facilities), glass canopies, hard paved, landscaped areas, lawn, planters, R.C. platform (reinforced concrete platform), the Recreational Common Areas and Facilities, the Residential Car Parking Space for Disabled Persons that are situated in Phase 1, the Residential Loading and Unloading Bay In Phase 1, staircase, the Visitors' Parking Spaces that are situated in Phase 1 and water features; and

(b) all lifts, wires, cables, ducts pipes and drains and all mechanical and electrical installations and equipment exclusively for the Residential Accommodation as a whole

PROVIDED THAT where appropriate, if (i) any parts of the Residential Accommodation situated within Phase 1 covered by paragraph (a) of the definition of "common part" set out in section 2 of the Building Management Ordinance (Cap. 344) and/or (ii) any parts specified in Schedule 1 to the Building Management Ordinance (Cap. 344) and included under paragraph (b) of the definition of "common parts" set out in section 2 of the Building Management Ordinance (Cap. 344) shall also be covered by the provisions hereinbefore, provided that such parts shall be deemed to have been included as, and shall form part of, the Residential Common Areas and Facilities In Phase 1,

but shall exclude the Estate Common Areas and Facilities In Phase 1, the Residential Tower Common Areas and Facilities In Phase 1, the Residential House Common Areas and Facilities and the Carpark Common Areas and Facilities In Phase 1.

"Residential Tower Common Areas and Facilities In Phase 1" means those parts within Phase 1 which are intended for the common use and benefit of the Residential Towers as a whole, and not just any particular part thereof, and which are, subject to the provisions of this Deed and any Sub-Deed, to be used by each Owner and occupier of the Residential Towers, in common with all other Owners and occupiers of the Residential Towers. The Residential Tower Common Areas and Facilities In Phase 1 are for the purpose of identification only shown and coloured green on the DMC plans, which include but not limited to: -

(a) The external walls of the Residential Towers of Phase 1: -

(i) including the non-structural prefabricated external walls, the exterior part (including the exterior surface thereof) of the fence wall of the garden which form parts of a Flat (that is, the side facing outside the Flat and the exterior half of the fence walls of the garden), the claddings and the architecture fins and features thereon, the curtain wall structure of the Residential Towers of Phase 1 (except the openable parts of the curtain wall structure and such pieces of glass panels wholly enclosing a Flat, which said openable parts and glass panels shall form parts of the relevant Flats, the glass balustrades or railings of the balconies, utility platforms, flat roofs or specified parts of the roofs which form parts of the relevant Flats), and for the avoidance of doubt, any glass panel forming part of the curtain wall structure of the Residential Towers of Phase 1 that does not wholly enclose a Flat but extends across two or more Flats shall form part of the Residential Tower Common Areas and Facilities In Phase 1;

(ii) but excluding those parts enclosing the Estate Common Areas and Facilities In Phase 1, the Residential House Common Areas and Facilities and the Carpark Common Areas and Facilities In Phase 1; and

(b) A/C platforms (including the louvers or grilles thereof (if any)), air ducts, canopies, carpark lift lobbies, caretaker, caretaker's counters, common areas for maintenance, common flat roofs, curtain walls (excluding windows forming part of the Flats), duct shafts, E.D. (electricity ducts), electricity rooms, E.M.R. (electricity meter rooms), entrance lobbies of Residential Towers, exhaust air ducts, ELV (extra low voltage rooms), fan rooms, flat roofs (common area), flushing water pump rooms, F.S. inlets, gondola and likewise installation system, the Greenery Areas In Phase 1 (in so far as they form part of the Residential Tower Areas and Facilities), H.R. (hose reels), horizontal acoustic fins, lifts, lift lobbies, lift machine rooms, lift platforms, lift shafts, maintenance flat roofs, management offices, P.D. (pipe ducts), P.D. W/. ALUM. ARCH. FEATURE (pipe duct with aluminium architecture feature), pipe wells, planters, potable water pump room, R.C. plinth (reinforced concrete plinth), R.S.M.R.RM (refuse storage and material recovery rooms), roof (for common), sprinkler control valve cabinets, staircases, T.R.S. (temporary refuse storage spaces), the covered areas underneath the balconies and the covered areas underneath the utility platform (which are respectively for the purpose of identification only marked "COVER OF BAL. BELOW" and "COVER OF U.P. BELOW" on the DMC plans), W.M.C. (water meter cabinets), wider common corridors and lift lobbies (which are for the purpose of identification only shown and coloured green hatched black on the DMC plans),

but shall exclude the Estate Common Areas and Facilities In Phase 1, the Residential Common Areas and Facilities In Phase 1, the Residential House Common Areas and Facilities and the Carpark Common Areas and Facilities In Phase 1.

"Residential House Common Areas and Facilities" means those parts within Phase 1 which are intended for the common use and benefit of the Houses as a whole, and not just any particular part thereof, and which are, subject to the provisions of this Deed and any Sub-Deed, to be used by each Owner and occupier of the Houses in common with all other Owners and occupiers of the Houses. The Residential House Common Areas and Facilities are for the purpose of identification only shown and coloured violet and violet cross black on the DMC plans, which include but not limited to: -

(a) the carpark shuttle lift lobbies, driveways, sub-main L.V. switch room (sub-main low voltage switch room), guard room, P.D. (pipe ducts), planters, E.V.A. (emergency vehicular access), the Greenery Areas In Phase 1 (in so far as they form part of the Residential House Common Areas and Facilities), TBE room (telecommunications and broadcasting equipment room),

but shall exclude the Estate Common Areas and Facilities In Phase 1, the Residential Common Areas and Facilities In Phase 1, the Residential Tower Common Areas and Facilities In Phase 1 and the Carpark Common Areas and Facilities In Phase 1.

"Carpark Common Areas and Facilities In Phase 1" means those part of the Carpark situated within Phase 1 which are intended for the common use and benefit of the Carpark as a whole and not just any particular part thereof, which are, subject to the provisions of this Deed and any Sub-Deed, to be used by the resident(s) of the Residential Units and their bona fide guest(s), visitor(s) or invitee(s), in common with all other resident(s) of the Residential Units and their bona fide guest(s), visitor(s) or invitee(s). The Carpark Common Areas and Facilities In Phase 1 are for the purpose of identification only shown and coloured indigo on the DMC plans, which include but not limited to: -

(a) that part of the Carpark situated within Phase 1 (except the Bicycle Parking Spaces, the Residential Car Parking Spaces, the Residential Motor Cycle Parking Spaces, the Visitors' Parking Spaces and the Residential Car Parking Spaces for Disabled Persons);

(b) driveways and ramps in the Carpark situated within Phase 1 and the passageways and staircases leading to and from the Carpark, duct shafts, electricity rooms, electricity ducts, exhaust fan rooms, fan rooms and electrical and mechanical installation and equipment exclusively used for the Carpark as a whole; and

(c) such other areas and facilities within Phase 1 to be designated for the common use and benefit of the Carpark

PROVIDED THAT where appropriate, if (i) any parts of the Carpark situated within Phase 1 covered by paragraph (a) of the definition of "common part" set out in section 2 of the Building Management Ordinance (Cap. 344) and/or (ii) any parts specified in Schedule 1 to the Building Management Ordinance (Cap. 344) and included under paragraph (b) of the definition of "common parts" set out in section 2 of the Building Management Ordinance (Cap. 344) shall also be covered by the provisions hereinbefore, provided that such parts shall be deemed to have been included as, and shall form part of, the Carpark Common Areas and Facilities In Phase 1,

but shall exclude the Estate Common Areas and Facilities In Phase 1, the Residential Common Areas and Facilities In Phase 1, the Residential Tower Common Areas and Facilities In Phase 1 and the Residential House Common Areas and Facilities.

2. The number of undivided shares assigned to each residential property in the Phase

Tower 1

Floor	Flat	Undivided Shares
G/F	A	75 /36,000
G/F	B	74 /36,000
G/F	C	40 /36,000
G/F	D	40 /36,000
G/F	E	27 /36,000
G/F	F	34 /36,000
G/F	J	20 /36,000
G/F	K	18 /36,000
1/F	A	74 /36,000
1/F	B	74 /36,000
1/F	C	39 /36,000
1/F	D	40 /36,000
1/F	E	30 /36,000
1/F	F	35 /36,000
1/F	J	22 /36,000
1/F	K	20 /36,000
2/F	A	74 /36,000
2/F	B	74 /36,000
2/F	C	39 /36,000
2/F	D	40 /36,000
2/F	E	30 /36,000
2/F	F	35 /36,000
2/F	G	21 /36,000
2/F	H	20 /36,000
2/F	J	20 /36,000
2/F	K	20 /36,000
3/F	A	74 /36,000
3/F	B	74 /36,000
3/F	C	39 /36,000
3/F	D	40 /36,000
3/F	E	30 /36,000
3/F	F	35 /36,000
3/F	G	21 /36,000
3/F	H	20 /36,000
3/F	J	20 /36,000
3/F	K	20 /36,000

Tower 1

Floor	Flat	Undivided Shares
5/F-12/F	A	74 /36,000
5/F-12/F	B	74 /36,000
5/F-12/F	C	39 /36,000
5/F-12/F	D	40 /36,000
5/F-12/F	E	30 /36,000
5/F-12/F	F	35 /36,000
5/F-12/F	G	21 /36,000
5/F-12/F	H	20 /36,000
5/F-12/F	J	20 /36,000
5/F-12/F	K	20 /36,000
15/F-21/F	A	74 /36,000
15/F-21/F	B	74 /36,000
15/F-21/F	C	39 /36,000
15/F-21/F	D	40 /36,000
15/F-21/F	E	30 /36,000
15/F-21/F	F	35 /36,000
15/F-21/F	G	21 /36,000
15/F-21/F	H	20 /36,000
15/F-21/F	J	20 /36,000
15/F-21/F	K	20 /36,000
22/F	A	82 /36,000
22/F	B	82 /36,000
22/F	C	42 /36,000
22/F	D	43 /36,000
22/F	E	32 /36,000
22/F	F	37 /36,000
22/F	G	21 /36,000
22/F	H	20 /36,000
22/F	J	20 /36,000
22/F	K	20 /36,000

Tower 1A

Floor	Flat	Undivided Shares
G/F	A	75 /36,000
G/F	B	74 /36,000
G/F	C	32 /36,000
G/F	D	28 /36,000
G/F	G	29 /36,000
G/F	H	18 /36,000
G/F	J	18 /36,000
1/F	A	74 /36,000
1/F	B	73 /36,000
1/F	C	33 /36,000
1/F	D	29 /36,000
1/F	G	30 /36,000
1/F	H	20 /36,000
1/F	J	20 /36,000
2/F	A	74 /36,000
2/F	B	73 /36,000
2/F	C	33 /36,000
2/F	D	29 /36,000
2/F	E	29 /36,000
2/F	F	29 /36,000
2/F	G	29 /36,000
2/F	H	20 /36,000
2/F	J	20 /36,000
3/F	A	74 /36,000
3/F	B	73 /36,000
3/F	C	33 /36,000
3/F	D	29 /36,000
3/F	E	29 /36,000
3/F	F	29 /36,000
3/F	G	29 /36,000
3/F	H	20 /36,000
3/F	J	20 /36,000
5/F-12/F	A	74 /36,000
5/F-12/F	B	73 /36,000
5/F-12/F	C	33 /36,000
5/F-12/F	D	29 /36,000
5/F-12/F	E	29 /36,000
5/F-12/F	F	29 /36,000
5/F-12/F	G	29 /36,000
5/F-12/F	H	20 /36,000
5/F-12/F	J	20 /36,000

Tower 1A

Floor	Flat	Undivided Shares
15/F-21/F	A	74 /36,000
15/F-21/F	B	73 /36,000
15/F-21/F	C	33 /36,000
15/F-21/F	D	29 /36,000
15/F-21/F	E	29 /36,000
15/F-21/F	F	29 /36,000
15/F-21/F	G	29 /36,000
15/F-21/F	H	20 /36,000
15/F-21/F	J	20 /36,000
22/F	A	82 /36,000
22/F	B	82 /36,000
22/F	C	35 /36,000
22/F	D	30 /36,000
22/F	E	29 /36,000
22/F	F	29 /36,000
22/F	G	29 /36,000
22/F	H	20 /36,000
22/F	J	20 /36,000

Tower 2

Floor	Flat	Undivided Shares
2/F	A	74 /36,000
2/F	B	74 /36,000
2/F	C	73 /36,000
2/F	D	30 /36,000
2/F	E	29 /36,000
2/F	F	28 /36,000
2/F	G	20 /36,000
2/F	H	20 /36,000
2/F	J	20 /36,000
2/F	K	20 /36,000
2/F	L	29 /36,000
3/F	A	74 /36,000
3/F	B	74 /36,000
3/F	C	73 /36,000
3/F	D	30 /36,000
3/F	E	29 /36,000
3/F	F	28 /36,000
3/F	G	20 /36,000
3/F	H	20 /36,000
3/F	J	20 /36,000
3/F	K	20 /36,000
3/F	L	29 /36,000

Tower 2

Floor	Flat	Undivided Shares
5/F-12/F	A	74 /36,000
5/F-12/F	B	74 /36,000
5/F-12/F	C	73 /36,000
5/F-12/F	D	30 /36,000
5/F-12/F	E	29 /36,000
5/F-12/F	F	28 /36,000
5/F-12/F	G	20 /36,000
5/F-12/F	H	20 /36,000
5/F-12/F	J	20 /36,000
5/F-12/F	K	20 /36,000
5/F-12/F	L	29 /36,000
15/F-21/F	A	74 /36,000
15/F-21/F	B	74 /36,000
15/F-21/F	C	73 /36,000
15/F-21/F	D	30 /36,000
15/F-21/F	E	29 /36,000
15/F-21/F	F	28 /36,000
15/F-21/F	G	20 /36,000
15/F-21/F	H	20 /36,000
15/F-21/F	J	20 /36,000
15/F-21/F	K	20 /36,000
15/F-21/F	L	29 /36,000
22/F	A	82 /36,000
22/F	B	82 /36,000
22/F	C	82 /36,000
22/F	D	32 /36,000
22/F	E	29 /36,000
22/F	F	28 /36,000
22/F	G	20 /36,000
22/F	H	20 /36,000
22/F	J	20 /36,000
22/F	K	20 /36,000
22/F	L	29 /36,000

Tower 2A

Floor	Flat	Undivided Shares
2/F	A	73 /36,000
2/F	B	29 /36,000
2/F	C	42 /36,000
2/F	D	35 /36,000
2/F	E	20 /36,000
2/F	F	20 /36,000
2/F	G	29 /36,000
2/F	H	21 /36,000
2/F	J	29 /36,000
3/F	A	73 /36,000
3/F	B	29 /36,000
3/F	C	42 /36,000
3/F	D	35 /36,000
3/F	E	20 /36,000
3/F	F	20 /36,000
3/F	G	29 /36,000
3/F	H	21 /36,000
3/F	J	29 /36,000
5/F-12/F	A	73 /36,000
5/F-12/F	B	29 /36,000
5/F-12/F	C	42 /36,000
5/F-12/F	D	35 /36,000
5/F-12/F	E	20 /36,000
5/F-12/F	F	20 /36,000
5/F-12/F	G	29 /36,000
5/F-12/F	H	21 /36,000
5/F-12/F	J	29 /36,000
15/F-21/F	A	73 /36,000
15/F-21/F	B	29 /36,000
15/F-21/F	C	42 /36,000
15/F-21/F	D	35 /36,000
15/F-21/F	E	20 /36,000
15/F-21/F	F	20 /36,000
15/F-21/F	G	29 /36,000
15/F-21/F	H	21 /36,000
15/F-21/F	J	29 /36,000

Tower 2A

Floor	Flat	Undivided Shares
22/F	A	82 /36,000
22/F	B	31 /36,000
22/F	C	45 /36,000
22/F	D	37 /36,000
22/F	E	21 /36,000
22/F	F	21 /36,000
22/F	G	29 /36,000
22/F	H	21 /36,000
22/F	J	29 /36,000

House

Houses	Undivided Shares
House A1	271 /36,000
House A2	276 /36,000
House A3	244 /36,000
House A5	252 /36,000
House A6	252 /36,000
House A7	253 /36,000
House A8	252 /36,000
House A9	252 /36,000
House A10	251 /36,000
House A11	245 /36,000
House A12	268 /36,000
House B1	248 /36,000
House B2	246 /36,000
House B3	248 /36,000
House B5	248 /36,000
House B6	248 /36,000
House B7	249 /36,000
House B8	242 /36,000
House B9	244 /36,000
House B10	249 /36,000
House B11	250 /36,000
House B12	246 /36,000

Notes:
In the numbering of (a) Houses; and (b) floors and flats in the Residential Towers: -
(a) For Houses:
(1) There are no Houses A4 and Houses B4;
(b) For Residential Towers:
(1) There are no 4/F, 13/F and 14/F;
(2) There are no Flats G, H and I on G/F and 1/F of Tower 1;
(3) There is no Flat I on 2/F, 3/F, 5/F-12/F and 15/F-22/F of Tower 1;
(4) There are no Flats E, F and I on G/F and 1/F of Tower 1A;
(5) There is no Flat I on 2/F, 3/F, 5/F-12/F and 15/F-22/F of Tower 1A;
(6) There is no Flat on G/F and 1/F of Tower 2;
(7) There is no Flat I on 2/F, 3/F, 5/F-12/F and 15/F-22/F of Tower 2;
(8) There is no Flat on G/F and 1/F of Tower 2A; and
(9) There is no Flat I on 2/F, 3/F, 5/F-12/F and 15/F-22/F of Tower 2A.

3. **The term of years for which the manager of the Phase is appointed**
The Manager has been appointed for an initial term of two years from the date of the Principal Deed of Mutual Covenant Incorporating Management Agreement ("the DMC") and such appointment shall continue until terminated as provided in the DMC.

4. **The basis on which the management expenses are shared among the owners of the residential properties in the Phase**
The Owner of each Residential Unit shall contribute towards the management expenses (which shall be based on the management budget prepared by the Manager) of the Phase in such manner, amount and proportion as provided in the DMC by reference to the Management Shares allocated to his Residential Unit and the principles provided in the DMC.

5. **The basis on which the management fee deposit is fixed**
The management fee deposit is equivalent to two (2) months' contribution towards the management expenses payable by the Owner in respect of his Residential Unit based on the first annual management budget.

6. **The area (if any) in the Phase retained by the owner for that owner's own use**
Not applicable.

Notes:

1. Unless otherwise defined in this sales brochure, the capitalized terms used in this Summary of Deed of Mutual Covenant shall have the same meaning of such terms in the DMC.
2. For full details, please refer to the DMC, a copy of which is available for inspection free of charge at the sales office during the opening hours of the sales office.

1. 期數位於屯門市地段第500號(「**該地段**」)。

2. 該地段是根據日期為2015年7月24日的賣地協議及條件而在土地註冊署登記為第22161號新批地契（「**批地文件**」）批出，批出的年期由2015年7月24日起計50年。

3. 批地文件特別條件第(7)條規定：-

「該地段或其任何部分或在其上已建成或擬建的任何建築物或任何建築物的部分不能用作私人住宅以外的其他用途。」

4. 批地文件一般條件第7條規定：-

「(a) 買方須在整個租期內，按照此等批地條件興建或重建(該詞指本一般條件(b)分條預期的重新發展)：

(i) 按照已批准的設計及配置及任何已批准的建築圖則，保持所有建築物，不得對其作出更改或變更; 及

(ii) 按照此等批地條件或其之後的任何合約更改，保持已興建或可能在此後興建的所有建築物在良好及穩固的修葺及狀態，直至租約到期或提前終止時，交還所有建築物，並使其保持在良好及穩固的修葺及狀態。

(b) 倘若在租期的任何時間，把當時在該地段或該地段的任何部分之上豎立的任何建築物清拆，買方須以一座或多座相同類型及不少於其總樓面面積的完好及穩固的建築物取代被清拆的建築物，或是以一座或多座署長所批准的類型及價值的建築物取代被清拆的建築物。如進行上述清拆時，買方須在上述清拆的一個曆月內向署長申請同意，以進行重新發展該地段的建築工程。當收到上述署長的同意後，買方須在三個曆月內展開重新發展的必要工程，並須在署長規定的期限內完成，須至令署長滿意。」

5. 批地文件特別條件第(2)條規定：-

「(a) 買方須：

(i) 在本協議的日期起計78個曆月(或署長批准的其他延長期限)內，以署長批准的方式、材料及標準、水平、定線及設計，自費進行下列工程，並在各方面須至令署長滿意：

(I) 鋪設及構築附於本批地文件的圖則上以綠色及綠色加紅色邊綫顯示的未來公共道路部分(以下分別以「**綠色區域**」及「**綠色加紅色邊綫區域**」提述) ; 及

(II) 根據署長全權酌情要求而提供及建造橋樑、隧道、高架通道、地下通道、暗渠、高架道路、天橋、行人道、道路或此類其他構築物(以下統一以「**構築物**」提述)

致使綠色區域及綠色加紅色邊綫區域內可容納建築物、車輛交通及行人交通；

(ii) 在本協議的日期起計78個曆月(或署長批准的其他延長期限)內，自費在綠色區域及綠色加紅色邊綫區域內鋪設地面、緣邊及開通渠道，須至令署長滿意，並須依照署長的規定，在綠色區域及綠色加紅色邊綫區域內提供集水溝、污水渠、排水渠、消防龍頭連喉管連接至輸水管、街燈、交通標誌、街道設施及道路標記；及

(iii) 自費維持綠色區域連同構築物，以及在綠色區域及構築物之上或之內興建、設置及提供所有結構、表面、集水溝、污水渠、排水渠、消防龍頭、設施、街燈、交通標誌、街道設施、道路標記及植物，須至令署長滿意，直至按照本批地文件特別條件第(3)條規定，交還綠色區域的管有權之時為止；及

(iv) 根據本批地文件特別條件第(3)(a)(ii)條，自綠色加紅色邊綫區域的管有權已批出或被視為已給予買方的日期起，自費維持綠色加紅色邊綫區域連同構築物，以及在綠色加紅色邊綫區域及構築物之上或之內興建、設置及提供所有結構、表面、集水溝、污水渠、排水渠、消防龍頭、設施、街燈、交通標誌、街道設施、道路標記及植物，須至令署長滿意，直至按照本批地文件特別條件第(3)條規定，交還綠色加紅色邊綫區域的管有權之時為止。

(b) 倘若買方未能履行根據本特別條件(a)分條所規定的責任，政府可進行必要的工程，費用由買方負責，買方須在要求時向政府支付一筆相等於該工程費用的款項，該筆款項則由署長決定，而其決定將為最終決定，並對買方構成約束力。

(c) 政府不須承擔不論是因買方履行根據本特別條件(a)分條所產生或附帶的責任，或是政府根據本特別條件(b)分條或其他規定而行使其權利，以致或令買方或任何其他人蒙受任何形式的損失、損害賠償、妨擾或騷擾。買方亦不得就上述任何損失、損害賠償、妨擾或騷擾向政府提出任何形式的索償。」

6. 批地文件特別條件第(3)條規定：-

「(a) 只為了進行根據本批地文件特別條件第(2)條指明的必要的工程，買方獲批出以下管有權

(i) 在本協議的日期，綠色區域；及

(ii) 在署長致買方的信函中所指明的日期，綠色加紅色邊綫區域。

(b) 買方承諾並同意：

(i) 署長可絕對酌情決定綠色加紅色邊綫區域的管有權給予買方的日期；及

(ii) 自署長給予買方綠色加紅色邊綫區域的日期起，綠色加紅色邊綫區域內可能有車輛及行人通道存在，以及在綠色加紅色邊綫區域之上興建、設置及提供結構、表面、集水溝、污水渠、排水渠、消防龍頭、設施、街燈、交通標誌、街道設施、道路標記及植物(以下統一以「**綠色加紅色邊綫區域通道構築物**」提述)，

買方不得就此或因此而提出或提起任何性質的反對或申索。

(c) 政府不會就綠色加紅色邊綫區域通道構築物或其任何部分的實際狀況、狀態或安全而給予保證(不論是明訂的或是隱含的)，亦不會就已豎立或裝置或已存在的綠色加紅色邊綫區域通道構築物或其任何部分是否已符合《建築物條例》的條文、根據《建築物條例》訂立的任何規例及任何修訂的法例而給予保證(不論是明訂的或是隱含的)。

(d) 買方須在要求時把綠色區域及綠色加紅色邊綫區域交還給政府。但無論如何，自署長發出信函的日期表示綠色區域及綠色加紅色邊綫區域已符合該等批地條件並須至令署長滿意，綠色區域及綠色加紅色邊綫區域均被當作已交還給政府。

(e) 買方在其管有綠色區域及綠色加紅色邊綫區域期間的所有合理時間內：

(i) 須容許所有政府及公眾車輛交通及行人交通通過及沿著綠色區域及綠色加紅色邊綫區域免費通行，在各方面須至令署長滿意，亦須確保該等通行不受根據本批地文件特別條件第(2)條的規定或是其他規定而需進行的工程所干擾或妨礙；及

(ii) 自費及在各方面須至令署長滿意，保持及維持綠色加紅色邊綫區域通道構築物在良好及穩固的修葺及狀態，前提是買方獲准許對綠色加紅色邊綫區域通道構築物進行改動、導流或拆卸的工程，如該等工程是為了必須滿足買方根據本批地文件特別條件第(2)(a)條所規定的責任。就本(e)(ii)分條而言，署長就該等工程是否為必須滿足買方根據本批地文件特別條件第(2)(a)條所規定的責任而作出的決定將為最終決定，並對買方構成約束力。」

7. 批地文件特別條件第(4)條規定：-

「未經署長事先書面同意，買方不得使用綠色區域或綠色加紅色邊綫區域作儲物用途，或在該處豎立任何臨時構築物，或是用作進行本批地文件特別條件第(2)條訂明的工程以外的任何用途，又或是用作為滿足買方根據本批地文件特別條件第(3)(e)(ii)條所規定的責任而進行的工程以外的任何用途。」

8. 批地文件特別條件第(5)條規定：-

「(a) 買方在其管有綠色區域及綠色加紅色邊綫區域期間的所有合理時間內：

(i) 為了檢查、查核及監督遵照本批地文件特別條件第(2)(a)條規定而進行的任何工程，亦為了根據本批地文件特別條件第(2)(b)條所規定而實行、檢查、查核及監督的工程，以及為了署長認為在綠色區域及綠色加紅色邊綫區域內必須進行的任何其他工程，買方須容許政府、署長、其人員、承建商及代理人及任何獲署長授權人員有權在本地段及綠色區域及綠色加紅色邊綫區域之上及通過有關地方進出再往返；

(ii) 為了政府及獲政府授權的有關公用事業公司可能需要在綠色區域及綠色加紅色邊綫區域或任何毗連的土地內或之上或之下進行任何工程，包括但不限於鋪設及之後保養所有喉管、電線、管道、電纜導管，以及為了提供電話、電力、氣體(如有的話)及擬供該地段或任何毗連或鄰近土地或處所使用的其他服務而必須的其他傳導媒體及附屬設備，買方須容許政府及有關公用事業公司有權在本地段及綠色區域及綠色加紅色邊綫區域之上及通過有關地方進出再往返。此外，買方須盡全力配合政府及該等獲政府授權的有關公用事業公司，處理在綠色區域及綠色加紅色邊綫區域內所進行與任何上述工程有關的一切事宜；及

(iii) 為了水務監督的人員或其獲授權人員可能需要在綠色區域及綠色加紅色邊綫區域內進行有關操作、保養、修理、替換及改動任何其他水務工程裝置的任何工程，買方須容許水務監督的人員及其獲授權的其他人員有權在本地段及綠色區域及綠色加紅色邊綫區域之上及通過有關地方進出再往返。

(b) 政府、署長、其人員、承建商及代理人及根據本特別條件(a)分條獲授權的任何人或公用事業公司不須承擔因政府、署長、其人員、承建商及代理人及根據本特別條件(a)分條獲授權的任何人或公用事業公司行使其權利而產生或附帶買方或任何其他人所引致或蒙受任何形式的損失、損害賠償、妨擾或騷擾。」

9. 批地文件特別條件第(6)條規定：-

「買方須發展該地段，在該地段興建一座或多座建築物，使其在各方面均符合本批地文件及任何時候在香港實施或可能實施的有關建築、衛生及規劃方面的一切法例、附例及規例，該座或該等建築物須於2022年3月31日或之前完工，並使其適合佔用。」

10. 批地文件特別條件第(8)條規定：-

「除本批地文件另有規定外，當發展或重新發展(該詞指本批地文件一般條件第7條預期的重新發展)本地段或其任何部分：

(a) 在該地段豎立或將會豎立一座或多座建築物，須使其在各方面均符合《建築物條例》、根據《建築物條例》訂立的規例及任何修訂的法例；

(b) 不得在該地段或其任何部分，或在本批地文件指明的該地段以外的任何一個或多個地方豎立一座或多座建築物，亦不得發展或使用該地段或其任何部分，或在本批地文件指明的地段以外的任何一個或多個地方，致使其在各方面均不符合《城市規劃條例》、根據《城市規劃條例》訂立的規例及任何修訂的法例的要求；

(c) 在該地段豎立或將會豎立一座或多座建築物的總樓面面積不得少於43,776平方米及不得多於72,960平方米；

(d) 在該地段豎立或將會豎立的任何建築物部分或其他構築物，連同在該建築物或構築物的任何增設物或裝置(如有的話)，其累計高度不得超過香港主水平基準以上80米，或是署長全權酌情批准的其他高度(買方須支付任何補價及行政費用，其金額由署長決定)，前提是機房、冷氣機、水箱、梯屋及類似的天台頂的構築物可以豎立或放置在建築物的天台，並超過上述高度限制，條件是該天台頂構築物的設計、大小及配置須至令署長滿意；

(e) (i) 除非獲得署長事先書面批准，否則在該地段豎立或將會豎立的任何建築物或建築物群組的預計正面外牆的長度不得超過60米或以上；及

(ii) 就本特別條件(e)(i)分條而言：

(I) 署長就什麼構成建築物的決定將為最終決定，並對買方構成約束力；

(II) 如在該地段豎立或將會豎立的任何兩座建築物的最短水平距離少於15米，則任何兩座或以上的建築物須被視為建築物群組；

(III) 署長就什麼構成在該地段一座建築物或一座建築物群組的預計正面外牆的長度的決定將為最終決定，並對買方構成約束力；及

(IV) 在本特別條件(e)(i)分條所提述在計算預計正面外牆的長度，兩座建築物之間的間隙須計算在內，而署長就有關計算的決定將為最終決定，並對買方構成約束力；及

(f) 在該地段豎立或將會豎立一座或多座建築物的設計及配置須獲得署長書面批准，而在該地段進行的任何建築工程(地盤平整工程除外)須獲得署長的批准後才可開始。就本批地文件而言，「建築工程」及「地盤平整工程」須按照在《建築物條例》、根據《建築物條例》訂立的規例及任何修訂的法例解釋。」

11. 批地文件特別條件第(9)條規定：-

「(a) 除非獲得署長事先書面同意(署長在給予該同意時，可施加其絕對酌情決定的條款及條件，包括但不限於支付任何補價及行政費用)，否則不得在附於本批地文件的圖則上以粉紅色加黑色斜線顯示該地段的某一部分(以下以「**粉紅色加黑色斜線區域**」提述)的地平面水平上，或在該區域的水平上豎立或興建或放置建築物或構築物或任何建築物或構築物的支撐，但邊界圍欄、緊急車輛通道及行車道除外。

(b) 就本特別條件(a)分條而言，

(i) 署長認為什麼構成地平面水平或粉紅色加黑色斜線區域的水平的決定將為最終決定，並對買方構成約束力；及

(ii) 「緊急車輛通道」須按照在《建築物條例》、根據《建築物條例》訂立的規例及任何修訂的法例解釋。」

12. 批地文件特別條件第(10)條規定：-

「(a) 買方須在本協議的日期起計6個曆月內(或署長批准的其他延期)自費及在各方面須至令署長滿意，向署長遞交或致使其獲授權人員(按照在《建築物條例》、根據《建築物條例》訂立的規例及任何修訂的法例解釋)向署長遞交總綱發展藍圖(以下以「**總綱發展藍圖**」提述)，以獲得署長的書面批准。該總綱發展藍圖上須以顏色劃定以下資料：

(i) 建議的道路及行人徑的位置、闊度及水平；

(ii) 在該地段建議將會豎立一座或多座建築物的性質、高度及總樓面面積，包括與該地段的地盤平整水平及拓撲圖有關的該座或多座建築物的配置、位置及分佈；

(iii) 在該地段建議提供的任何公用休憩用地，連同園景建築及種植花木及康樂設施的指示；

(iv) 車輛停泊建議的指示；及

(v) 在該地段建議發展的階段或期數。

(b) 當獲得署長書面批准總綱發展藍圖後，該總綱發展藍圖的副本須由署長及買方簽署，並由買方向署長遞交存檔。

(c) 如未獲得署長事先書面同意，不得對已批准的總綱發展藍圖作出修訂、更改、改動、修改或替換。署長在給予該同意時，可施加條款及條件，包括支付附加補價。除非已批准的總綱發展藍圖記錄已由署長及買方簽署，並由買方向署長遞該交存檔，否則任何對已批准的總綱發展藍圖作出的修訂、更改、改動、修改或替換均為無效，亦對政府或買方無約束力。

(d) 除非按照已批准的總綱發展藍圖，否則不得發展或重新發展該地段或其任何部分，亦不得在該地段上或之內豎立、建築或維持不在已批准的總綱發展藍圖上顯示的建築物或構築物。

(e) 直至署長書面批准總綱發展藍圖後，方可在該地段或在其上的任何部分開始建築、園藝或任何其他工程。」

13. 批地文件特別條件第(12)(c)條規定：-

「(c) 倘若該設施的任何部分獲豁免列入根據本特別條件第(b)分條而計算的總樓面面積(以下以「**豁免設施**」提述)內：

(i) 豁免設施須被指定為及構成在本批地文件特別條件第(20)(a)(v)條所提述的公用地方；

(ii) 買方須自費保持豁免設施在良好及穩固的修葺及狀態，並能操作豁免設施，須至令署長滿意；及

(iii) 豁免設施只提供予在該地段豎立或將會豎立的一座或多座住宅大樓的住客及他們的真正訪客使用，而非提供予其他人使用。」

14. 批地文件特別條件第(13)條規定：-

「未經署長事先書面同意，不得移除或干擾在該地段或毗連範圍內生長的樹木。署長在給予該同意時，可施加其認為合適的條件，例如樹木移植、補償性園藝或樹木再植。」

15. 批地文件特別條件第(14)條規定：-

「(a) 買方須自費提交一份園景總計劃圖予署長批准，該園景總計劃圖須顯示為符合本特別條件第(b)分條的要求而在該地段之內所提供的園景工程的位置、佈局及平面圖。直至署長書面批准該園景總計劃圖後，以及根據批地文件特別條件第(13)條的規定，已就保育樹木的建議取得署長同意(如需要的話)後，方可在該地段或其任何部分展開地盤平整工程。

(b) (i) 該園景總計劃圖須按1：500或更大的比例顯示，並須包含園景建議的資料，包括對現存樹木的測量及治理、地盤平面及平整水平、建築物發展的概念形式、園景建築及種植花木區域的說明性平面，以及署長要求的其他資料。

(ii) 該地段不少於30%的面積須種植樹木、灌木或其他植物。

(iii) 須在署長全權酌情決定的位置或水平設置本特別條件第(b)(ii)分條所提述的該30%面積之中有不少於50%的面積(以下以「**綠化區域**」提述)，致使行人可看見綠化區域或讓進入該地段的任何一名或多名人士可到達綠化區域。

(iv) 署長對於買方提議的園景工程是否構成本特別條件第(b)(ii)分條所提述的30%的面積的決定將為最終決定，並對買方構成約束力。

(v) 署長可全權酌情接受買方提議的其他非種植裝飾，以代替種植樹木、灌木或其他植物。

(c) 買方須自費按照已批准的園景總計劃圖園景美化該地段，在各方面須至令署長滿意。如未獲得署長事先書面同意，不得對已批准的園景總計劃圖作出修訂、更改、改動、修改或替換。

(d) 買方須在今後自費保養及保持園景工程處於安全、清潔、整潔、整齊及健康的狀況，在各方面須至令署長滿意。

(e) 按照本特別條件而作出園景美化的一個或多個區域須被指定為並構成本批地文件特別條件第(20)(a)(v)條所提述的公用地方一部分。」

16. 批地文件特別條件第(15)(a)及(d)條規定：-

「(a) 可在該地段提供看守員或管理員或兩者的辦公地方，但須遵從以下條件：

(i) 署長認為該地方對於在該地段豎立或將會豎立的一座或多座建築物的安全、保安及良好管理是必需的；

(ii) 該地方不得用作提供予完全及必要地受僱於該地段工作的看守員或管理員或兩者的辦公地方以外的任何用途；及

(iii) 任何該地方的位置須獲得署長事先書面批准。

就本(a)分條而言，不得把辦公地方設置在該地段擬用作或改建為單一家庭住宅的任何建築物內。署長就建築物是否構成或擬用作單一家庭住宅所作的決定將為最終決定，並對買方構成約束力。

(d) 按照本特別條件(a)分條在該地段所提供的辦公地方須指定為並構成批地條件特別條件第(20)(a)(v)條所提述的公用地方的一部分。」

17. 批地文件特別條件第(17)(a)及(c)條規定：-

「(a) 可在該地段提供一個供業主立案法團或業主委員會使用的辦事處，但：

(i) 該辦事處不得用作就該地段及在該地段豎立或將會豎立的建築物而成立或將會成立的業主立案法團或業主委員會開會及處理行政工作以外的任何用途；及

(ii) 該辦事處的位置須先獲得署長書面批准。

(c) 按照本特別條件(a)分條在該地段之內所提供的辦事處須指定為並構成批地條件特別條件第(20)(a)(v)條所提述的公用地方的一部分。」

18. 批地文件特別條件第(23)條規定：-

「(a) (i) 須按照以下比率，在該地段之內提供車位供汽車(該汽車必須是根據《道路交通條例》、根據《道路交通條例》訂立的規例及任何修訂的法例而領有牌照的汽車，並且屬於該地段豎立或將會豎立的一座或多座建築物的住客及他們的真正來賓、訪客或被邀請者(以下以「**住宅停車位**」)提述)停泊，須至令署長滿意：

(I) 如在該地段內提供一座或多座住宅單位(除了作為或擬作為供一個或多個單一家庭住宅使用的一間或多間獨立屋、半獨立屋或排列連接式屋宇之外)，須按照下列表格所列出以在該地段豎立或將會豎立的住宅單位的各自面積作為參考的比率計算車位，除非署長同意採用不同於下列表格所列出的比率或數目計算：

每個住宅單位的面積	**提供住宅停車位的數目**
少於40平方米	每17.5個住宅單位或其中部分配一個車位
不少於40平方米，但少於70平方米	每10個住宅單位或其中部分配一個車位
不少於70平方米，但少於100平方米	每3.33個住宅單位或其中部分配一個車位
不少於100平方米，但少於130平方米	每1.27個住宅單位或其中部分配一個車位
不少於130平方米，但少於160平方米	每0.93個住宅單位或其中部分配一個車位
不少於160平方米	每0.74個住宅單位或其中部分配一個車位

(II) 如在該地段之內提供作為或擬作為供一個或多個單一家庭住宅使用的一間或多間獨立屋、半獨立屋或排列連接式屋宇，須按照下列比率計算車位：

(A) 每間屋的樓面面積少於160平方米配一個車位；

(B) 每間屋的樓面面積不少於160平方米，但不多於220平方米配1.5個車位，但如根據本(a)(i)(II)(B)分條所提供的車位數目是小數點數字，則該數字須上調至下一個整數；及

(C) 每間屋的樓面面積不少於220平方米配兩個車位。

就本(a)(i)分條而言，署長就什麼構成獨立屋、半獨立屋或排列連接式屋宇，以及有關屋宇是否構成或是擬用作單一家庭住宅所作的決定將為最終決定，並對買方構成約束力。

(ii) 就本特別條件(a)(i)(I)分條而言，根據本特別條件(a)(i)(I)分條所提供的住宅停車位的總數，須以本特別條件(a)(i)(I)分條的表格所列出的每個住宅單位的各自面積作為參考，以計算住宅停車位的各自數目的累計總和。就本批地文件而言，「**每個住宅單位的面積**」一詞就樓面面積而言，指以下(I)及(II)的總和：

(I) 該住宅單位的住客所專用及獨享的住宅單位的總樓面面積，該總樓面面積須從該單位的圍封牆或護牆外側開始量度，除非該圍封牆是分隔兩個相連單位，在此情況下，須從該圍封牆的中心點量度，並須包括在該單位內的內部分隔及支柱。但為免生疑問，不包括在該單位內不計算入按照批地文件特別條件第(8)(c)條訂明的總樓面面積的所有樓面面積; 及

(II) 每個住宅單位按比例分攤的住宅公用地方(在下文界定)的總樓面面積，在計算(供在該地段豎立或將會豎立的一座或多座建築物的住客公用及共享的)住宅公用地方的總樓面面積的總和，須從該單位的圍封牆外開始量度。但為免生疑問，不包括不計算入按照批地文件特別條件第(8)(c)條訂明的總樓面面積的所有樓面面積(該住宅公用地方在下文以「住宅公用地方」提述)，須按照以下公式分攤予住宅單位：

$$\text{住宅公用地方的總樓面面積的總和} \times \frac{\text{按照本特別條件(a)(ii)(I)分條計算的一個住宅單位的總樓面面積}}{\text{按照本特別條件(a)(ii)(I)分條計算的所有住宅單位的總樓面面積的總和}}$$

(iii) 須在該地段提供予根據《道路交通條例》、根據《道路交通條例》訂立的任何規例及任何修訂的法例而領有牌照，而且屬於在該地段豎立或將會豎立的一座或多座建築物的住客及他們的真正來賓、訪客或被邀請者的汽車停泊的額外車位。比率是在該地段豎立或將會豎立的每一座包含超過75個住宅單位的住宅大樓配5個車位，或是署長批准的其他比率。但是，在該地段豎立或將會豎立的每一座住宅單位必須配最少兩個車位。就本(a)(iii)分條而言，擬用作單一家庭住宅的獨立屋、半獨立屋或排列連接式屋宇均不可被視為一座住宅單位。署長就什麼構成獨立屋、半獨立屋或排列連接式屋宇，以及有關屋宇是否構成或擬用作單一家庭住宅所作的決定將為最終決定，並對買方構成約束力。

(iv) 根據本特別條件(a)(i)(I)分條及(a)(iii)分條(可根據批地文件特別條件第(26)條各自更改)及本特別條件(a)(i)(II)分條提供的車位不得用作該等分條規定的用途以外的任何用途，尤其是上述車位不得用作儲存、陳列或展示汽車以作出售或作其他用途或提供汽車清潔及美容服務。

(b) (i) 根據本特別條件(a)(i)(I)分條及(a)(iii)分條(可根據批地文件特別條件第(26)條各自更改)提供的車位當中，買方須按照建築事務監督所要求及批准而保留及指定一定數目的車位予根據《道路交通條例》、根據《道路交通條例》訂立的任何規例及任何修訂的法例所界定的殘疾人士汽車停泊的車位(如此保留及指定的車位在此以下以「**殘疾人士停車位**」提述)。但是，根據本特別條件(a)(iii)分條(可根據批地文件特別條件第(26)條更改)提供的車位當中，須如此保留及指定最少一個車位。而買方不得指定或保留根據本特別條件(a)(iii)分條(可根據批地文件特別條件第(26)條更改)提供的所有車位作為殘疾人士停車位。

(ii) 殘疾人士停車位須設置在署長書面批准的位置及樓層。

(iii) 殘疾人士停車位不得用作停泊根據《道路交通條例》、根據《道路交通條例》訂立的任何規例及任何修訂的法例所界定的，而且屬於在該地段豎立或將會豎立的一座或多座建築物的住客及他們的真正來賓、訪客或被邀請者的殘疾人士汽車以外的任何用途，尤其是上述車位不得用作儲存、陳列或展示汽車以作出售或作其他用途或提供汽車清潔及美容服務。

(c) (i) 須在該地段提供予根據《道路交通條例》、根據《道路交通條例》訂立的任何規例及任何修訂的法例而領有牌照，而且屬於在該地段豎立或將會豎立的一座或多座建築物的住客及他們的真正來賓、訪客或被邀請者的電單車停泊的車位(在此以下以「**電單車停車位**」提述)。比率是在該地段豎立或將會豎立的一座或多座建築物內每100個住宅單位或其部分配一個車位，或是署長批准的其他比率。如根據本(c)(i)分條所提供的車位數目是小數點數字，則該數字須上調至下一個整數。就本(c)(i)分條而言，擬用作單一家庭住宅的獨立屋、半獨立屋或排列連接式屋宇均不可被視為一個住宅單位。署長就什麼構成獨立屋、半獨立屋或排列連接式屋宇，以及有關屋宇是否構成或擬用作單一家庭住宅所作的決定將為最終決定，並對買方構成約束力。

(ii) 電單車停車位不得用作本特別條件(c)(i)分條列明的用途以外的任何用途，尤其是上述車位不得用作儲存、陳列或展示汽車以作出售或作其他用途或提供汽車清潔及美容服務。

(d) (i) 除了殘疾人士停車位之外，根據本特別條件(a)(i)(I)分條及(a)(iii)分條(可根據批地文件特別條件第(26)條各自更改)及本特別條件(a)(i)(II)分條提供的每個車位的尺寸應為2.5米闊及5米長及最少2.4米淨空高度。

(ii) 每個殘疾人士停車位的尺寸須遵照建築事務監督所要求及批准。

(iii) 每個電單車停車位的尺寸須為1.0米闊及2.4米長及最少2.4米淨空高度，或署長所批准的其他最少淨空高度。」

19. 批地文件特別條件第(24)條規定：-

「(a) 須在該地段提供予上落貨貨車的車位，須至令署長滿意。比率是在該地段豎立或將會豎立的一座或多座建築物內每800個住宅單位或其部分配一個車位，或是署長批准的其他比率。但是，在該地段豎立或將會豎立的每一座住宅單位必須配最少一個上落貨車位，而該上落貨車位必須毗鄰每座住宅單位或位於每座住宅單位之內。就本(a)分條而言，擬用作單一家庭住宅的獨立屋、半獨立屋或排列連接式屋宇均不可被視為一個住宅單位。署長就什麼構成獨立屋、半獨立屋或排列連接式屋宇，以及有關屋宇是否構成或擬用作單一家庭住宅所作的決定將為最終決定，並對買方構成約束力。

(b) 根據本特別條件(a)分條提供的每個上落貨車位的面積須為3.5米闊及11.0米長及最少4.7米淨空高度。上述車位不得用作提供在該地段豎立或將會豎立的一座或多座建築物有關的上落貨貨車以外的任何用途。」

20. 批地文件特別條件第(25)條規定：-

「須在該地段提供停泊屬於在該地段豎立或將會豎立的一座或多座建築物的住客及他們的真正來賓、訪客或被邀請者的單車停泊的車位，須至令署長滿意。比率是每15個住宅單位或其部分，每一個住宅單位的大小為總樓面面積不超過70平方米分配一個車位，或是署長批准的其他比率。就本特別條件而言，擬用作單一家庭住宅的獨立屋、半獨立屋或排列連接式屋宇均不可被視為一個住宅單位。署長就什麼構成獨立屋、半獨立屋或排列連接式屋宇，以及有關屋宇是否構成或擬用作單一家庭住宅所作的決定將為最終決定，並對買方構成約束力。」

21. 批地文件特別條件第(28)條規定：-

「(a) 儘管已遵守及遵從批地文件須至令署長滿意，住宅停車位及電單車停車位不能：

(i) 轉讓，除非：

(I) 連同給予在該地段豎立或將會豎立的一座或多座建築物內一個或多個住宅單位專用權及佔用權於該地段的不分割份數一起轉讓；或

(II) 轉讓予已經成為在該地段豎立或將會豎立的一座或多座建築物內一個或多個住宅單位專用權及佔用權於該地段的不分割份數的擁有人； 或

(ii) 分租予在該地段豎立或將會豎立的一座或多座建築物內住宅單位的住客。

但是在任何情況下，不得轉讓或分租總數超過3個住宅停車位及電單車停車位予在該地段豎立或將會豎立的一座或多座建築物內任何一個住宅單位的擁有人或住客。

(b) 儘管有本特別條件(a)分條的規定，如獲得署長的事先書面同意，買方可將所有住宅停車位及電單車停車位作為整體轉讓予(但只限於)買方全資擁有的附屬公司。

(c) 本特別條件(a)分條不適用於轉讓、分租、按揭或抵押該地段作為整體。

(d) 本特別條件(a)分條及(b)分條不適用於殘疾人士停車位。」

22. 批地文件特別條件第(29)條規定：-

「按照批地文件特別條件第(23)(a)(iii)條(可根據批地文件特別條件第(26)條更改)在該地段提供的車位、按照批地文件特別條件第(24)(a)條及第(25)條在該地段提供的殘疾人士停車位及車位須指定為並構成公用地方的一部分。」

23. 批地文件特別條件第(31)條規定：-

「(a) 除本特別條件(b)分條另有規定外，買方無權行駛汽車出入往來該地段，除非是按照附於本地契的圖則上所顯示並標識的X點與Y點之間而通過Z點，或是署長書面批准的其他點。

(b) 在完成建築面對該地段而沿著管翠路的道路之前，買方無權行駛汽車出入往來該地段，除非是為了讓建築車輛進入該地段而獲准許在該位置的臨時通道，並受到署長可能施加的條件所限制。當完成建築該道路時，買方須在署長指明的限期內自費還原在一個或多個區域上所建築的臨時通道，須在各方面至令署長滿意。署長就何時完成該道路的建築的決定將為最終決定，並對買方構成約束力。政府不須承擔因建築該道路產生或附帶而致使買方或任何其他人所蒙受的任何形式的損失、損害賠償、妨擾或騷擾，而買方亦不得就任何上述損失、損害賠償、妨擾或騷擾向政府提出任何形式的索償。

(c) 當發展或重新發展該地段時，為了讓建築車輛進入該地段而獲准許在該位置的臨時通道，並受到署長可能施加的條件所限制。當完成發展或重新發展該地段時，買方須在署長指明的限期內自費還原在一個或多個區域上所建築的臨時通道，須在各方面至令署長滿意。」

24. 批地文件特別條件第(32)條規定：-

「(a) 除本特別條件(b)分條另有規定外，該地段連同以下權利獲批出。該權利是買方及其受僱人、訪客、工人及獲買方授權代表買方的其他人在此同意批出的年期內，不時及在所有時候，為了與恰當使用及享用該地段有關的所有目的，而在附於本批地文件的圖則上所顯示的棕色加紅色邊綫區域(以下以「**棕色加紅色邊綫區域**」提述)內在署長批准的水平之上、沿路、在其上方、由此及經此以步行或使用輪椅通過及再通過的權利。

(b) 買方承諾並同意：

(i) 在本特別條件(a)分條提述的棕色加紅色邊綫區域上的通行權只會在署長致買方的信函中所指明的日期開始行使；及

(ii) 署長可絕對酌情決定買方行使該通行權的日期，

買方不得就此或因此而提出或提起任何性質的反對或申索。

(c) 在本協議的日期起計78個曆月(或署長批准的其他延長期限)內，買方須自費並須依照署長要求或批准的方式、材料及標準，在本特別條件(a)分條所提述給予通行權的棕色加紅色邊綫區域上方及沿路建築一條鋪面通道，連同相關的街道設施、交通輔助、街燈、污水渠、排水渠及其他構築物，並須對獲給予在整個棕色加紅色邊綫區域或其任何部分的通行權附近的其他地段的擁有人做成最少的騷擾。

(d) 在本特別條件(b)分條所提述由署長發出的信函中所指明的日期開始，買方須自費維持、保養及維修棕色加紅色邊綫區域及構成該區域一部分的每一物件，或就該區域有關的每一物件，包括但不限於在本特別條件(c)分條所提述的一條鋪面通道，連同相關的街道設施、交通輔助、街燈、污水渠、排水渠及其他構築物，須完成上述所有事項至令署長滿意，而買方亦須負責所有事項，猶如買方為該區域的絕對擁有人一樣。

(e) 當任何公共道路有任何改動，以致棕色加紅色邊綫區域一部分上方及沿路的通行權被吸納，或使該區域的坡度受到影響，買方不得就此提出任何形式的申索。而買方須就其所興建的一條鋪面通道自費進行所有其後的改動，須至令署長滿意。

(f) 在本特別條件(a)分條提述通行權的批出不會給予買方棕色加紅色邊綫區域的獨有權。政府有權向現在或在將來任何時間在附近的任何其他地段的擁有人批出棕色加紅色邊綫區域的通行權，或是為了作為公共街道目的收回整個棕色加紅色邊綫區域或其任何部分，而無需向買方或可能獲批出整個棕色加紅色邊綫區域或其任何部分的通行權的其他擁有人支付任何賠償。

(g) 倘若根據本特別條件(c)分條、(d)分條及(e)分條買方不履行其義務，政府可進行必要的建築、保養及修葺工程，費用由買方負責。買方須在要求時向政府支付一筆相等於該工程費用的款項。該筆款項的金額由署長決定，其決定將為最終決定，並對買方構成約束力。

(h) 儘管在本特別條件(a)分條提述通行權的批出，但政府擁有全權及權力，在署長全權酌情認為適合的情況下，在給予買方不少於十四天的書面通知(緊急情況除外)後，鋪設、安裝、重鋪、改道、移走、再提供、替代、檢查、運作、修葺、保養及更新在此時或可能自此之後在棕色加紅色邊綫區域之上、上方、之下或毗鄰的任何政府或其他排水渠、暗渠、水道、污水渠、大溝渠、輸水管、喉管、電纜、電線、線、公用服務或其他工程或安裝(以下以「**棕色加紅色邊綫區域服務**」提述)，並對因此而引致的任何及所有損害作出補償。而署長、其人員、承建商及獲署長授權的任何其他人、署長或上述人員的工人(不論是否携帶工具、設備、工業裝置、機械或汽車)有權為了上述目的，在任何時間自由往來進出再往返棕色加紅色邊綫區域。在未獲得署長的事先書面批准之前，買方不得騷擾或容許任何人騷擾棕色加紅色邊綫區域服務。除了因為任何行使上述權利及權力而引致任何及所有損害作出補償外，政府、署長、其人員、承建商及獲署長授權的任何其他人、署長或上述人員的工人不須承擔因根據本(h)分條行使的權力產生或附帶而致使買方蒙受任何形式的損失、損害賠償、妨擾或騷擾，而買方亦不得向署長提出任何形式的索償或反對。

(i) 儘管有本特別條件的規定，買方承諾並同意署長可在任何時間全權酌情有權終止在本特別條件(a)分條所提述通行權的批出。政府及署長不須承擔因根據本特別條件(i)分條終止通行權產生或附帶而致使買方蒙受任何形式的損失、損害賠償、妨擾或騷擾。買方或任何其他人亦不得向政府或署長提出任何形式的索償或反對。當根據本特別條件(i)分條提述的通行權的批出終止時，根據本特別條件(c)分條、(d)分條及(e)分條買方的義務將會絕對終止，但就本特別條件(c)分條、(d)分條及(e)分條先前的違反、不履行或不遵守而引起各方的任何權利及補救，則並無影響。」

25. 批地文件特別條件第(33)條規定：-

「除非獲得署長的事先書面同意，否則買方不得削去、移除或向後退入與該地段毗連或相鄰的任何政府土地，亦不得在任何政府土地上進行任何連續伸延、填充或任何斜坡處理工程或任何類型的工程。在署長給予同意時，可全權酌情決定施加他認為合適的條款及條件，包括支付署長決定的補價以批出額外的政府土地作為該地段的延伸。」

26. 批地文件特別條件第(34)條規定: -

「(a) 如任何土地被或已經被削去、移除或向後退入，或在任何土地上進行任何連續伸延或填充或任何類型的斜坡處理工程，不論是否事先獲得署長書面同意，亦不論是在該地段內或是在任何政府土地上進行，其目的是為了或是與構成、平整或開發該地段或其任何部分有關，或是與買方根據本批地條件的規定而須進行的任何其他工程有關，或是為了任何其他目的，買方須自費進行及修建該等斜坡處理工程、護土牆或其他支撐物、保護、排水或輔助工程，或將會或可能之後或從今以後的任何時間必須保護及支撐該地段內的土地及任何毗鄰或毗連政府土地或出租土地，並排除及防止從今以後發生任何滑土、山泥傾瀉或地面下陷。買方須在特此同意授予的批租年期內的任何時間自費維修該片土地、斜坡處理工程、護土牆或其他支撐物、保護、排水或輔助或其他工程，並使其在良好及穩固的修葺及狀態，須至令署長滿意。

(b) 本特別條件(a)分條不影響根據本批地條件(特別是本批地條件特別條件第(33)條)賦予政府的權利。

(c) 倘若由任何構成、平整、開發，或買方進行的其他工程，或是任何其他原因而在任何時候導致或引起任何滑土、山泥傾瀉或地面下陷，不論在該地段內發生，或來自該地段的任何土地，或來自任何毗鄰或毗連政府土地或出租土地，買方須自費將該土地恢復原狀及使其處於修理妥善的狀態，須至令署長滿意，並須向政府、其代理人及承建商通過或因上述滑土、山泥傾瀉或地面下陷而將會或可能造成、承受或招致的一切任何形式的費用、收費、損害賠償、要求及索償而作出彌償。

(d) 除了因違反本批地條件的任何一條所規定的任何其他權利或濟助外，署長有權發出書面通知，要求買方進行、修建及維修該土地、斜坡處理工程、護土牆或其他支撐物、保護及排水或輔助或其他工程，或將任何滑土、山泥傾瀉或地面下陷恢復原狀及使其修理妥善。如買方疏忽，或沒有在該通知所指定的時間內符合該通知的要求，須至令署長滿意，署長可立即執行及進行任何必要的工程，而買方須在要求時向政府償還因此而產生的費用，連同任何行政費或專業費用及開支。」

27. 批地文件特別條件第(36)條規定: -

「如在發展或重新發展該地段或其任何部分時，已安裝預應力地錨，買方須自費在預應力地錨的使用年期內為預應力地錨進行定期保養及檢驗，須至令署長滿意，並在署長絕對酌情不時提出要求時，向署長提供所有上述檢驗工程的報告和資料。如買方疏忽或沒有進行所要求的檢驗工程，署長可立即執行及進行檢驗工程，而買方須在要求時，向政府支付因此而產生的費用。」

28. 批地文件特別條件第(37)條規定: -

「(a) 買方須在附於本批地文件的圖則以綠色加黑色斜線顯示的區域(在下文以「**綠色加黑色斜線區域**」提述)上自費進行及完成岩土勘測及斜坡處理工程、防止山泥傾瀉工程、緩解工程及補救工程，在各方面須至令署長滿意，並在署長的絕對酌情下，可要求買方在特此同意授予的批租年期內的任何時間自費維修綠色加黑色斜線區域，當中包括在該區域之內及之上的所有土地、斜坡處理工程、擋土構築物、排水及任何其他工程，使其處於良好及修繕妥當的狀態，並在各方面須至令署長滿意。倘若在特此同意授予的批租年期內的任何時間，在綠色加黑色斜線區域內或其任何部分發生任何山泥傾瀉、地面下陷或滑土，買方須自費將該土地，連同任何署長認為(而署長就此作出的決定將為最終決定，並對買方構成約束力)受影響的毗鄰或毗連區域恢復原狀，並使其修理妥善，須至令署長滿意。買方須向政府、其代理人及承建商因上述滑土、山泥傾瀉或地面下陷而招致的一切任何形式的索償、法律程序、費用、損害賠償及收費作出彌償。買方亦須確保在任何時間在綠色加黑色斜線區域內不得有非法挖掘工程或傾倒。如獲得署長的事先書面批准，買方可在綠色加黑色斜線區域內豎設圍欄或其他欄障，以防止該等非法挖掘工程或傾倒。除了政府因本批地條件有任何違反而享有的任何其他權利或濟助外，署長有權在任何時間發出書面通知，要求買方進行岩土勘測、斜坡處理工程、防止山泥傾瀉工程、緩解工程及補救工程，並且維修受山泥傾瀉、地面下陷或滑土影響的任何土地、結構或工程，使其恢復原狀及修理妥善。如買方疏忽，或沒有在該通知所指定的時間內符合該通知的要求並在各方面須至令署長滿意，署長可在該指明時間到期後，執行及進行必要的工程，而買方須在要求時向政府償還因此而產生的費用。

(b) 為免生疑問及不限制本特別條件(a)分條的規定，除非獲得署長的事先書面批准，買方不得在綠色加黑色斜線區域上或在其任何一個或多個部分進行任何工程，包括但不限於岩土勘測、斜坡處理工程、防止山泥傾瀉工程、緩解工程及補救工程，以及維修工程。

(c) 儘管有本特別條件(a)分條的規定，根據本特別條件，買方就綠色加黑色斜線區域或在其任何一個或多個部分的義務及權利須自政府向買方發出通知以生效而絕對定斷。買方不得因該定斷結果以致承受任何損失、損害賠償、妨擾或騷擾，或招致費用而向政府或署長或其獲授權人員提出任何形式的索償。但該定斷並不限制政府在先前的違反、不履行或不遵守本特別條件(a)分條下的任何權利或補救。」

29. 批地文件特別條件第(40)條規定: -

「(a) 買方須自費不論在該地段邊界內或在政府土地上，建造及保養署長認為必要的排水渠及渠道，以便截取及輸送降落在或流入該地段的所有暴雨水或雨水到最接近的河道、集水井、渠道或政府雨水渠，須至令署長滿意，而買方須獨自負責因上述暴雨水或雨水所引致的任何損害或妨擾而引起的一切訴訟、索償及要求向政府及其人員作出彌償。

(b) 署長可進行從該地段的任何排水渠及污水渠連接至政府雨水渠及污水渠的工程(如舖設及進行的話)，但署長不須承擔因此而產生的任何損失或損害，而買方須在要求時，向政府支付上述連接工程的費用。或是買方可自費進行該等連接工程，須至令署長滿意。在此情況下，在政府土地上建築的上述連接工程的任何一段則由買方自費保養，並在政府要求時，由買方交還給政府，由政府自費負責上述連接工程的將來保養。買方亦須在要求時，向政府支付有關上述連接工程的技術檢查費用。如買方未能保養在政府土地內建築的上述連接工程的任何一段，署長可進行他認為必要的保養工程，而買方須在要求時，向政府支付該等工程的費用。」

30. 批地文件特別條件第(41)條規定: -

「(a) 在本協議的日期起計6個曆月(或署長批准的其他延長期限)內，買方須自費向署長提交或致使提交有關該地段發展的噪音影響評估(以下以「NIA」提述)以獲得署長的書面批准，須在各方面至令署長滿意。當中包括署長要求的資料及明細，包括但不限於所有不利噪音影響對該地段的發展及適當的噪音緩解措施的建議方案(以下以「**噪音緩解措施**」提述)。

(b) 買方須在署長規定的時間內，自費進行及實施在NIA內建議並獲得署長批准的噪音緩解措施(以下以「**獲批准的噪音緩解措施**」提述) ，須在各方面至令署長滿意。

(c) 除非署長已書面批准NIA，否則不得在該地段或其任何部分展開任何建造工程(土地勘測及地盤平整工程除外)。就此等批地條件而言，土地勘測須以《建築物條例》、根據《建築物條例》訂立的任何規例及任何修訂的法例所定義。

(d) 如因買方不論根據本特別條件或其他條文履行責任而引致或連帶的任何費用、損害或損失，政府及其人員不須就此承擔任何責任、義務或法律責任。買方亦不得就此等費用、損害或損失向政府或其人員提出任何形式的索償。」

31. 批地文件特別條件第(43)條規定: -

「(a) 在本協議的日期起計6個曆月(或署長批准的其他延長期限)內，買方須自費向環境保護署署長提交或致使提交有關該地段發展的排污影響評估(以下以「SIA」提述)以獲得環境保護署署長的書面批准，須在各方面至令環境保護署署長滿意。當中包括環境保護署署長要求的資料及明細，包括但不限於所有不利排污影響對該地段的發展及緩解措施、改善工程及其他措施及工程的建議。

(b) 買方須在環境保護署署長規定的時間內，自費進行及實施在SIA內並獲得環境保護署署長批准的建議，須在各方面至令環境保護署署長滿意。

(c) SIA的技術部分須由土木工程專業界別的香港工程師學會會員或由特許土木工程師負責。

(d) 除非環境保護署署長已書面批准SIA，否則不得在該地段或其任何部分展開任何建造工程(土地勘測及地盤平整工程除外)。

(e) 為免生疑問及不損害批地文件一般條件第(5)條的概括性的原則下，買方現明確承諾並同意買方須獨自負責自費進行及實施環境保護署署長批准的SIA的建議，須在各方面至令環境保護署署長滿意。如因買方不論根據本特別條件或其他條文履行責任而引致或連帶的任何費用、損害或失，政府及其人員不須就此承擔任何責任、義務或法律責任。買方亦不得就此等費用、損害或損失向政府或其人員提出任何形式的索償。」

32. 批地文件特別條件第(44)條規定: -

「(a) 在本協議的日期起計6個曆月(或署長批准的其他延長期限)內，買方須自費向署長提交或致使提交排水影響評估(以下以「DIA」提述)以獲得署長的書面批准，須在各方面至令署長滿意。當中包括署長要求的資料及明細，包括但不限於所有不利排水影響對該地段的發展及緩解措施、改善工程及其他措施及工程的建議。

(b) 買方須在環境保護署署長規定的時間內，自費進行及實施在DIA內並獲得環境保護署署長批准的建議，須在各方面至令署長滿意。

(c) DIA的技術部分須由土木工程專業界別的香港工程師學會會員或由特許土木工程師負責。

(d) 除非署長已書面批准DIA，否則不得在該地段或其任何部分展開任何建造工程(土地勘測及地盤平整工程除外)。

(e) 為免生疑問及不損害批地文件一般條件第(5)條的概括性的原則下，買方現明確承諾並同意買方須獨自負責自費進行及實施署長批准的DIA的建議，須在各方面至令署長滿意。如因買方不論根據本特別條件或其他條文履行責任而引致或連帶的任何費用、損害或損失，政府及其人員不須承擔任何責任、義務或法律責任，買方亦不得就此等費用、損害或損失向政府或其人員提出任何形式的索償。」

33. 批地文件特別條件第(47)條規定: -

「不得在該地段豎立或建造墳墓或骨灰龕，亦不得在該地段內或在其上安葬或存放任何人類骸骨或動物骸骨，不論是否安葬或存放在陶罐、骨灰甕或其他器皿。」

備註：

1. 除非在本售樓説明書另有規定，本批地文件的摘要內所採用的詞彙與該詞彙在批地文件內的意思相同。
2. 請查閱批地文件以了解詳情。批地文件現存放於售樓處，在售樓處開放時間可供免費查閱。

1. The Phase is situated on Tuen Mun Town Lot No. 500 (**"the Lot"**).

2. The Lot is granted under an Agreement and Conditions of Sale dated 24 July 2015 registered in the Land Registry as New Grant No. 22161 (**"the Land Grant"**) for a term of 50 years commencing from 24 July 2015.

3. Special Condition No. (7) of the Land Grant stipulates that:-

   "The lot or any part thereof or any building or part of any building erected or to be erected thereon shall not be used for any purpose other than for private residential purposes."

4. General Condition No. 7 of the Land Grant stipulates that:-

   "(a) The Purchaser shall throughout the tenancy having built or rebuilt (which word refers to redevelopment as contemplated in sub-clause (b) of this General Condition) in accordance with these Conditions:

   (i) maintain all buildings in accordance with the approved design and disposition and any approved building plans without variation or modification thereto; and

   (ii) maintain all buildings erected or which may hereafter be erected in accordance with these Conditions or any subsequent contractual variation of them, in good and substantial repair and condition and in such repair and condition deliver up the same at the expiration or sooner determination of the tenancy.

   (b) In the event of the demolition at any time during the tenancy of any building then standing on the lot or any part thereof, the Purchaser shall replace the same either by sound and substantial building or buildings of the same type and of no less gross floor area or by building or buildings of such type and value as shall be approved by the Director. In the event of demolition as aforesaid, the Purchaser shall within one calendar month of such demolition apply to the Director for consent to carry out building works for the redevelopment of the lot and upon receiving such consent shall within three calendar months thereof commence the necessary works of redevelopment and shall complete the same to the satisfaction of and within such time limit as is laid down by the Director."

5. Special Condition No. (2) of the Land Grant stipulates that:-

   "(a) The Purchaser shall:

   (i) within 78 calendar months from the date of this Agreement (or such other extended period as may be approved by the Director), at his own expense, in such manner, with such materials and to such standards, levels, alignment and design as the Director shall approve and in all respects to the satisfaction of the Director:

   (I) lay and form those portions of future public roads shown coloured green and green edged red on the plan annexed hereto (hereinafter referred to as "**the Green Area**" and **"the Green Edged Red Area"** respectively); and

   (II) provide and construct such bridges, tunnels, over-passes, under-passes, culverts, viaducts, flyovers, pavements, roads or such other structures as the Director in his sole discretion may require (hereinafter collectively referred to as **"the Structures"**).

   so that building, vehicular and pedestrian traffic may be carried on the Green Area and the Green Edged Red Area;

   (ii) within 78 calendar months from the date of this Agreement (or such other extended period as may be approved by the Director), at his own expense and to the satisfaction of the Director, surface, kerb and channel the Green Area and the Green Edged Red Area and provide the Green Area and the Green Edged Red Area with such gullies, sewers, drains, fire hydrants with pipes connected to water mains, street lights, traffic signs, street furniture and road markings as the Director may require;

   (iii) maintain at his own expense the Green Area together with the Structures and all structures, surfaces, gullies, sewers, drains, fire hydrants, services, street lights, traffic signs, street furniture, road markings and plant constructed, installed and provided thereon or therein to the satisfaction of the Director until such time as possession of the Green Area has been re-delivered to the Government in accordance with Special Condition No. (3) hereof; and

   (iv) maintain at his own expense, as from the date on which the possession of the Green Edged Red Area is granted or deemed to have been given to the Purchaser pursuant to Special Condition No. (3)(a)(ii) hereof, the Green Edged Red Area together with the Structures and all structures, surfaces, gullies, sewers, drains, fire hydrants, services, street lights, traffic signs, street furniture, road markings and plant constructed, installed and provided thereon or therein to the satisfaction of the Director until such time as possession of the Green Edged Red Area has been re-delivered to the Government in accordance with Special Condition No. (3) hereof.

   (b) In the event of the non-fulfilment of the Purchaser's obligations under sub-clause (a) of this Special Condition, the Government may carry out the necessary works at the cost of the Purchaser who shall pay to the Government on demand a sum equal to the cost thereof, such sum to be determined by the Director whose determination shall be final and binding upon the Purchaser.

   (c) The Government shall have no liability in respect of any loss, damage, nuisance or disturbance whatsoever caused to or suffered by the Purchaser or any other person whether arising out of or incidental to the fulfilment of the Purchaser's obligations under sub-clause (a) of this Special Condition or the exercise of the rights by the Government under sub-clause (b) of this Special Condition or otherwise, and no claim whatsoever shall be made against the Government by the Purchaser in respect of any such loss, damage, nuisance or disturbance."

6. Special Condition No. (3) of the Land Grant stipulates that:-

   "(a) For the purpose only of carrying out the necessary works specified in Special Condition No. (2) hereof, the Purchaser shall be granted possession of

   (i) the Green Area on the date of this Agreement; and

   (ii) the Green Edged Red Area on a date to be specified in a letter from the Director to the Purchaser.

   (b) The Purchaser acknowledges and agrees that:

   (i) the Director shall have the absolute discretion to determine the date on which possession of the Green Edged Red Area shall be given; and

   (ii) as at the date possession of the Green Edged Red Area is given to the Purchaser, there may be vehicular and pedestrian passageway existing within the Green Edged Red Area with structures, surfaces, gullies, sewers, drains, fire hydrants, services, street lights, traffic signs, street furniture, road markings and plant constructed, installed and provided thereon (hereinafter collectively referred to as **"the Green Edged Red Area Passageway Structures"**),

and no objection or claim of whatsoever nature shall be made or raised by the Purchaser in respect of or on account of the same.

(c) The Government gives no warranty, express or implied, as to the physical condition, state or safety of the Green Edged Red Area Passageway Structures or any part thereof and whether the Green Edged Area Passageway Structures or any part thereof are erected or installed or have remained in existence in compliance with the provisions of the Buildings Ordinance, any regulations made thereunder and any amending legislation.

(d) The Green Area and the Green Edged Red Area shall be re-delivered to the Government on demand and in any event shall be deemed to have been re-delivered to the Government by the Purchaser on the date of a letter from the Director indicating that these Conditions have been complied with to his satisfaction.

(e) The Purchaser shall at all reasonable times while he is in possession of the Green Area and the Green Edged Red Area:

(i) allow free access over and along the Green Area and the Green Edged Red Area for all Government and public vehicular and pedestrian traffic in all respects to the satisfaction of the Director and shall ensure that such access shall not be interfered with or obstructed by the carrying out of the works whether under Special Condition No. (2) hereof or otherwise; and

(ii) at his own expense and in all respects to the satisfaction of the Director keep and maintain the Green Edged Red Area Passageway Structures in good and substantial repair and condition provided that the Purchaser is permitted to carry out alteration, diversion or demolition works to the Green Edged Red Area Passageway Structures if such works are necessary for the fulfilment of the Purchaser's obligations under Special Condition No. (2)(a) hereof. For the purpose of this sub-clause (e)(ii), the decision of the Director as to whether such works are necessary for the fulfilment of the Purchaser's obligations under Special Condition No. (2)(a) hereof shall be final and binding on the Purchaser."

7. Special Condition No. (4) of the Land Grant stipulates that:-

"The Purchaser shall not without the prior written consent of the Director use the Green Area or the Green Edged Red Area for the purpose of storage or for the erection of any temporary structure or for any purposes other than the carrying out of the works specified in Special Condition No. (2) hereof or the carrying out of works in fulfilment of the Purchaser's obligations under Special Condition No. (3)(e)(ii) hereof."

8. Special Condition No. (5) of the Land Grant stipulates that:-

"(a) The Purchaser shall at all reasonable times while he is in the possession of the Green Area and the Green Edged Red Area:

(i) permit the Government, the Director, its or his officers, contractors and agents and any person authorized by the Director, the right of ingress, egress and regress to, from and through the lot and the Green Area and the Green Edged Red Area for the purpose of inspecting, checking and supervising any works to be carried out in compliance with Special Condition No. (2)(a) hereof and the carrying out, inspecting, checking and supervising of the works under Special Condition No. (2)(b) hereof and any other works which the Director may consider necessary in the Green Area and Green Edged Red Area;

(ii) permit the Government and the relevant public utility companies authorized by the Government the right of ingress, egress and regress to, from and through the lot and the Green Area and the Green Edged Red Area as the Government or the relevant public utility companies may require for the purpose of any works to be carried out in, upon or under the Green Area, the Green Edged Red Area or any adjoining land including but not limited to the laying and subsequent maintenance of all pipes, wires, conduits, cable-ducts and other conducting media and ancillary equipment necessary for the provision of telephone, electricity, gas (if any) and other services intended to serve the lot or any adjoining or neighbouring land or premises, and the Purchaser shall co-operate fully with the Government and also with the relevant public utility companies duly authorized by the Government on all matters relating to any of the aforesaid works to be carried out within the Green Area and the Green Edged Red Area; and

(iii) permit the officers of the Water Authority and such other persons as may be authorized by them the right of ingress, egress and regress to, from and through the lot and the Green Area and the Green Edged Red Area as the officers of the Water Authority or such authorized persons may require for the purpose of carrying out any works in relation to the operation, maintenance, repairing, replacement and alteration of any other waterworks installations within the Green Area and the Green Edged Red Area.

(b) The Government, the Director, its or his officers, contractors and agents and any persons or public utility companies authorized under sub-clause (a) of this Special Condition shall have no liability in respect of any loss, damage, nuisance or disturbance whatsoever caused to or suffered by the Purchaser or any other person arising out of or incidental to the exercise of the rights by the Government, the Director, its or his officers, contractors and agents and any persons or public utility companies authorized under sub-clause (a) of this Special Condition."

9. Special Condition No. (6) of the Land Grant stipulates that:-

"The Purchaser shall develop the lot by the erection thereon of a building or buildings complying in all respects with these Conditions and all Ordinances, bye-laws and regulations relating to building, sanitation and planning which are or may at any time be in force in Hong Kong, such building or buildings to be completed and made fit for occupation on or before the 31st day of March 2022."

10. Special Condition No. (8) of the Land Grant stipulates that:-

"Subject to these Conditions, upon development or redevelopment (which term refers solely to redevelopment contemplated in General Condition No. 7 hereof) of the lot or any part thereof:

(a) any building or buildings erected or to be erected on the lot shall in all respects comply with the Buildings Ordinance, any regulations made thereunder and any amending legislation;

(b) no building or buildings may be erected on the lot or any part thereof or upon any area or areas outside the lot specified in these Conditions, nor may any development or use of the lot or any part thereof, or of any area or areas outside the lot specified in these Conditions take place, which does not in all respects comply with the requirements of the Town Planning Ordinance, any regulations made thereunder and any amending legislation;

(c) the total gross floor area of any building or buildings erected or to be erected on the lot shall not be less than 43,776 square metres and shall not exceed 72,960 square metres;

(d) no part of any building or other structure erected or to be erected on the lot together with any addition or fitting (if any) to such building or structure may in the aggregate exceed a height of 80 metres above the Hong Kong Principal Datum, or such other height limit as the Director at his sole discretion may, subject to the payment by the Purchaser of any premium and administrative fee as shall be determined by the Director, approve, provided that machine rooms, air-conditioning units, water tanks, stairhoods and similar roof-top structures may be erected or placed on the roof of the building so as to exceed the above height limit on condition that the design, size and disposition of the said roof-top structures are to the satisfaction of the Director;

(e) (i) except with the prior written approval of the Director, any building or group of buildings erected or to be erected on the lot shall not have any projected façade length of 60 metres or more; and

(ii) for the purposes of sub-clause (e)(i) of this Special Condition:

(I) the decision of the Director as to what constitutes a building shall be final and binding on the Purchaser;

(II) any two or more buildings shall be treated as a group of buildings if the shortest horizontal distance between any two buildings erected or to be erected on the lot is less than 15 metres;

(III) the decision of the Director as to what constitutes the projected facade length of a building or a group of buildings erected or to be erected on the lot shall be final and binding on the Purchaser; and

(IV) in calculating the projected facade length referred to in sub-clause (e)(i) of this Special Condition, gap between any two buildings shall be taken into account and the Director's decision as to the calculation shall be final and binding on the Purchaser; and

(f) the design and disposition of any building or buildings erected or to be erected on the lot shall be subject to the approval in writing of the Director and no building works (other than site formation works) shall be commenced on the lot until such approval shall have been obtained and for the purpose of these Conditions, "building works" and "site formation works" shall be as defined in the Buildings Ordinance, any regulations made thereunder and any amending legislation."

11. Special Condition No. (9) of the Land Grant stipulates that:-

"(a) Except with the prior written consent of the Director (who, in giving such consent, may impose such terms and conditions including but not limited to payment of any premium and administrative fees as he shall in his absolute discretion determine), no building or structure or support for any building or structure shall be erected or constructed or placed on, over or above the ground level or levels of that portion of the lot shown coloured pink hatched black on the plan annexed hereto (hereinafter referred to as **"the Pink Hatched Black Area"**) except boundary fence, emergency vehicular access and driveway.

(b) For the purpose of sub-clause (a) of this Special Condition,

(i) the decision of the Director as to what constitutes the ground level or levels of the Pink Hatched Black Area shall be final and binding on the Purchaser; and

(ii) "emergency vehicular access" shall be as defined under the Buildings Ordinance, any regulations made thereunder and any amending legislation."

12. Special Condition No. (10) of the Land Grant stipulates that:-

"(a) The Purchaser shall within 6 calendar months from the date of this Agreement (or such other extended period as may be approved by the Director), at his own expense and in all respects to the satisfaction of the Director, submit or cause to be submitted by his authorized person (as defined in the Buildings Ordinance, any regulations made thereunder and any amending legislation) to the Director for his approval in writing a master layout plan or plans (hereinafter referred to as **"the Master Layout Plan"**) showing delineated and coloured thereon:

(i) the positions, widths and levels of any proposed roads and pedestrian ways;

(ii) the nature, height and gross floor area of the building or buildings proposed to be erected on the lot, including the disposition, location and distribution of such building or buildings in relation to the proposed site formation levels and the topography of the lot;

(iii) any communal open space together with an indication of hard and soft landscaping and recreational facilities proposed to be provided on the lot;

(iv) an indication of vehicle parking proposals; and

(v) the stages or phases by which it is proposed to develop the lot.

(b) Upon written approval by the Director of the Master Layout Plan, a copy thereof shall be signed by the Director and the Purchaser and thereafter shall be deposited by the Purchaser with the Director.

(c) The approved Master Layout Plan shall not be amended, varied, altered, modified or substituted without the prior written consent of the Director who may in granting such consent impose such conditions including payment of additional premium and no amendment, variation, alteration, modification or substitution of the approved Master Layout Plan shall be valid or binding on the Government or the Purchaser unless a record thereof shall have been signed by the Director and the Purchaser and deposited by the Purchaser with the Director.

(d) The lot or any part thereof shall not be developed or redeveloped except in accordance with the approved Master Layout Plan and no building or structure which is not shown on the approved Master Layout Plan shall be erected, constructed or maintained on or within the lot.

(e) No building, landscaping or any other works shall be commenced on the lot or on any part thereof until the Master Layout Plan shall have been approved in writing by the Director."

13. Special Condition No. (12)(c) of the Land Grant stipulates that:-

"(c) In the event that any part of the Facilities is exempted from the gross floor area calculation pursuant to sub-clause (b) of this Special Condition (hereinafter referred to as **"the Exempted Facilities"**):

(i) the Exempted Facilities shall be designated as and form part of the Common Areas referred to in Special Condition No. (20)(a)(v) hereof;

(ii) the Purchaser shall at his own expense maintain the Exempted Facilities in good and substantial repair and condition and shall operate the Exempted Facilities to the satisfaction of the Director; and

(iii) the Exempted Facilities shall only be used by the residents of the residential block or blocks erected or to be erected on the lot and their bona fide visitors and by no other person or persons."

14. Special Condition No. (13) of the Land Grant stipulates that:-

"No tree growing on the lot or adjacent thereto shall be removed or interfered with without the prior written consent of the Director who may, in granting consent, impose such conditions as to transplanting, compensatory landscaping or replanting as he may deem appropriate."

15. Special Condition No. (14) of the Land Grant stipulates that:-

"(a) The Purchaser shall at his own expense submit to the Director for his approval a landscape master plan indicating the location, disposition and layout of the landscaping works to be provided within the lot in compliance with the requirements stipulated in sub-clause (b) of this Special Condition. No site formation works shall be commenced on the lot or any part thereof until the landscape master plan has been approved in writing by the Director and consent, if required, has been granted in respect of the proposals for the preservation of trees under Special Condition No. (13) hereof.

(b) (i) The landscape master plan shall be at a scale of 1:500 or larger and shall contain information on the landscaping proposals including a survey and treatment of existing trees, site layout and formation levels, conceptual form of building development, illustrative layout of hard and soft landscaping areas, and such other information as the Director may require.

(ii) Not less than 30% of the area of the lot shall be planted with trees, shrubs or other plants.

(iii) Not less than 50% of the 30% referred to in sub-clause (b)(ii) of this Special Condition (hereinafter referred to as **"the Greenery Area"**) shall be provided at such location or level as may be determined by the Director at his sole discretion so that the Greenery Area shall be visible to pedestrians or accessible by any person or persons entering the lot.

(iv) The decision of the Director on which landscaping works proposed by the Purchaser constitutes the said 30% referred to in sub-clause (b)(ii) of this Special Condition shall be final and binding on the Purchaser.

(v) The Director at his sole discretion may accept other non-planting features proposed by the Purchaser as an alternative to planting trees, shrubs or other plants.

(c) The Purchaser shall at his own expense landscape the lot in accordance with the approved landscape master plan in all respects to the satisfaction of the Director and no amendment, variation, alteration, modification or substitution of the approved landscape master plan shall be made without the prior written consent of the Director.

(d) The Purchaser shall thereafter at his own expense keep and maintain the landscaped works in a safe, clean, neat, tidy and healthy condition all to the satisfaction of the Director.

(e) The area or areas landscaped in accordance with this Special Condition shall be designated as and form part of the Common Areas referred to in Special Condition No. (20)(a)(v) hereof."

16. Special Condition No. (15)(a) & (d) of the Land Grant stipulates that: -

"(a) Office accommodation for watchmen or caretakers or both may be provided within the lot subject to the following conditions:

(i) such accommodation is in the opinion of the Director essential to the safety, security and good management of the building or buildings erected or to be erected on the lot;

(ii) such accommodation shall not be used for any purpose other than office accommodation for watchmen or caretakers or both, who are wholly and necessarily employed on the lot; and

(iii) the location of any such accommodation shall first be approved in writing by the Director.

For the purposes of this sub-clause (a), no office accommodation may be located within any building on the lot which is intended or adapted for use as a single family residence. The decision of the Director as to whether a building constitutes or is intended for use as a single family residence shall be final and binding on the Purchaser.

(d) Office accommodation provided within the lot in accordance with sub-clause (a) of this Special Condition shall be designated as and form part of the Common Areas referred to in Special Condition No. (20)(a)(v) hereof."

17. Special Condition No. (17)(a) & (c) of the Land Grant stipulates that: -

"(a) One office for the use of the Owners' Corporation or the Owners' Committee may be provided within the lot provided that:

(i) such office shall not be used for any purpose other than for meetings and administrative work of the Owners' Corporation or the Owners' Committee formed or to be formed in respect of the lot and the buildings erected or to be erected thereon; and

(ii) the location of any such office shall first be approved in writing by the Director.

(c) An office provided within the lot in accordance with sub-clause (a) of this Special Condition shall be designated as and form part of the Common Areas referred to in Special Condition No. (20)(a)(v) hereof."

18. Special Condition No. (23) of the Land Grant stipulates that:-

"(a) (i) Spaces shall be provided within the lot to the satisfaction of the Director for the parking of motor vehicles licensed under the Road Traffic Ordinance, any regulations made thereunder and any amending legislation, and belonging to the residents of the building or buildings erected or to be erected on the lot and their bona fide guests, visitors or invitees (hereinafter referred to as **"the Residential Parking Spaces"**) at the following rates:

(I) where a block or blocks of residential units (other than a detached, semi-detached or terraced house or houses which is or are intended for use as single family residence or residences) is or are provided within the lot, a rate to be calculated by reference to the respective size of the residential units erected or to be erected on the lot as set out in the table below unless the Director consents to a rate or to a number different from those set out in the table below;

Size of each residential unit	Number of the Residential Parking Spaces to be provided
Less than 40 square metres	One space for every 17.5 residential units or part thereof
Not less than 40 square metres but less than 70 square metres	One space for every 10 residential units or part thereof
Not less than 70 square metres but less than 100 square metres	One space for every 3.33 residential units or part thereof
Not less than 100 square metres but less than 130 square metres	One space for every 1.27 residential units or part thereof
Not less than 130 square metres but less than 160 square metres	One space for every 0.93 residential unit or part thereof
Not less than 160 square metres	One space for every 0.74 residential unit or part thereof

(II) where detached, semi-detached or terraced house or houses which is or are intended for use as single family residence or residences is or are provided within the lot, at the following rates:

(A) one space for each such house where its gross floor area is less than 160 square metres;

(B) 1.5 spaces for each such house where its gross floor area is not less than 160 square metres but less than 220 square metres, provided that if the number of spaces to be provided under this sub-clause (a)(i)(II)(B) is a decimal number, the same shall be rounded up to the next whole number; and

(C) two spaces for each such house where its gross floor area is not less than 220 square metres.

For the purpose of this sub-clause (a)(i), the decision of the Director as to what constitutes a detached, semi-detached or terraced house and whether such house constitutes or is intended for use as a single family residence shall be final and binding on the Purchaser.

(ii) For the purpose of sub-clause (a)(i)(I) of this Special Condition, the total number of the Residential Parking Spaces to be provided under sub-clause (a)(i)(I) of this Special Condition shall be the aggregate of the respective number of the Residential Parking Spaces calculated by reference to the respective size of each residential unit set out in the table of sub-clause (a)(i)(I) of this Special Condition and for the purpose of these Conditions, the term **"size of each residential unit"** in terms of gross floor area shall mean the sum of (I) and (II) below:

(I) the gross floor area in respect of a residential unit exclusively used and enjoyed by the resident of that unit, which shall be measured from the exterior of the enclosing walls or parapet of such unit except where such enclosing walls separate two adjoining units in which case the measurement shall be taken from the middle of those walls, and shall include the internal partitions and columns within such unit, but, for the avoidance of doubt, shall exclude all floor area within such unit which is not taken into account for the calculation of gross floor area stipulated in Special Condition No. (8)(c) hereof; and

(II) the pro-rata gross floor area of the Residential Common Area (as hereinafter defined) in respect of a residential unit, and in so calculating, the total gross floor area of residential common area, which is for common use and benefit of the residents of the building or buildings erected or to be erected on the lot, outside the enclosing walls of the residential units but, for the avoidance of doubt, excluding all floor area which is not taken into account for the calculation of gross floor area stipulated in Special Condition No. (8)(c) hereof (which residential common area is hereinafter referred to as **"the Residential Common Area"**) shall be apportioned to a residential unit by the following formula:

$$\text{The total gross floor area of the Residential Common Area} \times \frac{\text{The gross floor area in respect of a residential unit as calculated under sub-clause (a)(ii)(I) of this Special Condition}}{\text{The total gross floor area of all residential units as calculated under sub-clause (a)(ii)(I) of this Special Condition}}$$

(iii) Additional spaces shall be provided within the lot to the satisfaction of the Director for the parking of motor vehicles licensed under the Road Traffic Ordinance, any regulations made thereunder and any amending legislation, and belonging to the bona fide guests, visitors or invitees of the residents of the building or buildings erected or to be erected on the lot at a rate of 5 spaces for every block of residential units containing more than 75 residential units erected or to be erected on the lot or at such other rates as may be approved by the Director, provided that a minimum of two spaces for every block of residential units erected or to be erected on the lot shall be provided. For the purpose of this sub-clause (a)(iii), neither detached, semi-detached nor terraced house which is intended for use as a single family residence shall be regarded as a block of residential units. The decision of the Director as to what constitutes a detached, semi-detached or terraced house and whether such house constitutes or is intended for use as a single family residence shall be final and binding on the Purchaser.

(iv) The spaces provided under sub-clauses (a)(i)(I) and (a)(iii) of this Special Condition (as may be respectively varied under Special Condition No. (26) hereof) and sub-clause (a)(i)(II) of this Special Condition shall not be used for any purpose other than those respectively stipulated therein and in particular the said spaces shall not be used for the storage, display or exhibiting of motor vehicles for sale or otherwise or for the provision of car cleaning and beauty services.

(b) (i) Out of the spaces provided under sub-clauses (a)(i)(I) and (a)(iii) of this Special Condition (as may be respectively varied under Special Condition No. (26) hereof), the Purchaser shall reserve and designate such number of spaces for the parking of motor vehicles by disabled persons as defined in the Road Traffic Ordinance, any regulations made thereunder and any amending legislation (which spaces to be so reserved and designated are hereinafter referred to as **"the Parking Spaces for the Disabled Persons"**) as the Building Authority may require and approve provided that a minimum of one space shall be so reserved and designated out of the spaces provided under sub-clause (a)(iii) of this Special Condition (as may be varied under Special Condition No. (26) hereof) and that the Purchaser shall not reserve or designate all of the spaces provided under sub-clause (a)(iii) of this Special Condition (as may be varied under Special Condition No. (26) hereof) to become the Parking Spaces for the Disabled Persons.

(ii) The Parking Spaces for the Disabled Persons shall be located at such position and level as shall be approved in writing by the Director.

(iii) The Parking Spaces for the Disabled Persons shall not be used for any purpose other than for the parking of motor vehicles by disabled persons as defined in the Road Traffic Ordinance, any regulations made thereunder and any amending legislation, and belonging to the residents of the building or buildings erected or to be erected on the lot and their bona fide guests, visitors or invitees and in particular the said spaces shall not be used for the storage, display or exhibiting of motor vehicles for sale or otherwise or for the provision of car cleaning and beauty services.

(c) (i) Spaces shall be provided within the lot to the satisfaction of the Director for the parking of motor cycles licensed under the Road Traffic Ordinance, any regulations made thereunder and any amending legislation, and belonging to the residents of the building or buildings erected or to be erected on the lot and their bona fide guests, visitors or invitees (hereinafter referred to as **"the Motor Cycle Parking Spaces"**) at a rate of one space for every 100 residential units or part thereof in the building or buildings erected or to be erected on the lot or at such other rates as may be approved by the Director. If the number of spaces to be provided under this sub-clause (c)(i) is a decimal number, the same shall be rounded up to the next whole number. For the purpose of this sub-clause (c)(i), a detached, semi-detached and terraced house which is intended for use as a single family residence shall not be regarded as a residential unit. The decision of the Director as to what constitutes a detached, semi-detached or terraced house and whether such house constitutes or is intended for use as a single family residence shall be final and binding on the Purchaser.

(ii) The Motor Cycle Parking Spaces shall not be used for any purpose other than for the purpose set out in sub-clause (c)(i) of this Special Condition and in particular the said spaces shall not be used for the storage, display or exhibiting of motor vehicles for sale or otherwise or for the provision of car cleaning and beauty services.

(d) (i) Except for the Parking Spaces for the Disabled Persons, each of the spaces provided under sub-clauses (a)(i)(I) and (a)(iii) of this Special Condition (as may be respectively varied under Special Condition No. (26) hereof) and sub-clause (a)(i)(II) of this Special Condition shall measure 2.5 metres in width and 5.0 metres in length with a minimum headroom of 2.4 metres.

(ii) The dimension of each of the Parking Spaces for the Disabled Persons shall be as the Building Authority may require and approve.

(iii) Each of the Motor Cycle Parking Spaces shall measure 1.0 metre in width and 2.4 metres in length with a minimum headroom of 2.4 metres or such other minimum headroom as may be approved by the Director."

19. Special Condition No. (24) of the Land Grant stipulates that:-

"(a) Spaces shall be provided within the lot to the satisfaction of the Director for the loading and unloading of goods vehicles at a rate of one space for every 800 residential units or part thereof in the building or buildings erected or to be erected on the lot or at such other rates as may be approved by the Director subject to a minimum of one loading and unloading space for each block of residential units erected or to be erected on the lot, such loading and unloading space to be located adjacent to or within each block of residential units. For the purpose of this sub-clause (a), a detached, semi-detached and terraced house which is intended for use as a single family residence shall not be regarded as a block of residential units. The decision of the Director as to what constitutes a detached, semi-detached or terraced house and whether such house constitutes or is intended for use as a single family residence shall be final and binding on the Purchaser.

(b) Each of the spaces provided under sub-clause (a) of this Special Condition shall measure 3.5 metres in width and 11.0 metres in length with a minimum headroom of 4.7 metres. Such spaces shall not be used for any purpose other than for the loading and unloading of goods vehicles in connection with the building or buildings erected or to be erected on the lot."

20. Special Condition No. (25) of the Land Grant stipulates that:-

"Spaces shall be provided within the lot to the satisfaction of the Director for the parking of bicycles belonging to the residents of the building or buildings erected or to be erected on the lot and their bona fide guests, visitors or invitees at a rate of one space for every 15 residential units or part thereof with the size of each residential unit in terms of gross floor area being less than 70 square metres or at such other rate as may be approved by the Director. For the purpose of this Special Condition, a detached, semi-detached or terraced house which is intended for use as a single family residence shall not be regarded as a residential unit. The decision of the Director as to what constitutes a detached, semi-detached or terraced house and whether such house constitutes or is intended for use as a single family residence shall be final and binding on the Purchaser."

21. Special Condition No.(28) of the Land Grant stipulates that:-

"(a) Notwithstanding that these Conditions shall have been observed and complied with to the satisfaction of the Director, the Residential Parking Spaces and the Motor Cycle Parking Spaces shall not be:

(i) assigned except

(I) together with undivided shares in the lot giving the right of exclusive use and possession of a residential unit or units in the building or buildings erected or to be erected on the lot; or
(II) to a person who is already the owner of undivided shares in the lot with the right of exclusive use and possession of a residential unit or units in the building or buildings erected or to be erected on the lot; or

(ii) underlet except to residents of the residential units in the building or buildings erected or to be erected on the lot.

Provided that in any event not more than three in number of the total of the Residential Parking Spaces and the Motor Cycle Parking Spaces shall be assigned to the owner or underlet to the resident of any one residential unit in the building or buildings erected or to be erected on the lot.

(b) Notwithstanding sub-clause (a) of this Special Condition, the Purchaser may, with the prior written consent of the Director, assign all the Residential Parking Spaces and the Motor Cycle Parking Spaces as a whole, but only to a wholly-owned subsidiary company of the Purchaser.

(c) Sub-clause (a) of this Special Condition shall not apply to an assignment, underletting, mortgage or charge of the lot as a whole.

(d) Sub-clauses (a) and (b) of this Special Condition shall not apply to the Parking Spaces for the Disabled Persons."

22. Special Condition No. (29) of the Land Grant stipulates that: -

"The spaces provided within the lot in accordance with Special Condition No. (23)(a)(iii) hereof (as may be varied under Special Condition No. (26) hereof), the Parking Spaces for the Disable Persons and the spaces provided within the lot in accordance with Special Conditions Nos. (24)(a) and (25) hereof shall be designated as and form part of the Common Areas."

23. Special Condition No. (31) of the Land Grant stipulates that: -

"(a) Subject to sub-clause (b) of this Special Condition, the Purchaser shall have no right of ingress or egress to or from the lot for the passage of motor vehicles except between the points X and Y through Z shown and marked on the plan annexed hereto or at such other points as may be approved in writing by the Director.

(b) Prior to completion of the construction of the road fronting the lot along Kwun Chui Road, the Purchaser shall have no right of ingress or egress to or from the lot for the passage of motor vehicles except that a temporary access for construction vehicles into the lot may be permitted in such position and subject to such conditions as may be imposed by the Director. Upon completion of the construction of the said road, the Purchaser shall at his own expense within the time limit specified by the Director and in all respects to the satisfaction of the Director reinstate the area or areas upon which the temporary access was constructed. The decision of the Director as to when the construction of the said road shall have been completed shall be final and binding on the Purchaser. The Government shall have no liability in respect of any loss, damage, nuisance or disturbance whatsoever caused to or suffered by the Purchaser or any other person arising out of or incidental to the construction of the said road, and no claim whatsoever shall be made against the Government by the Purchaser in respect of any such loss, damage, nuisance or disturbance.

(c) Upon development or redevelopment of the lot, a temporary access for construction vehicles into the lot may be permitted in such position and subject to such conditions as may be imposed by the Director. Upon completion of the development or redevelopment, the Purchaser shall at his own expense within the time limit specified by the Director and in all respects to the satisfaction of the Director reinstate the area or areas upon which the temporary access was constructed."

24. Special Condition No. (32) of the Land Grant stipulates that:-

"(a) Subject to sub-clause (b) of this Special Condition, the lot is granted together with a right for the Purchaser and his servants, visitors, workmen and other persons authorized by the Purchaser in that behalf from time to time and at all times during the term hereby agreed to be granted for all purposes connected with the proper use and enjoyment of the lot to pass and repass on foot or by wheelchair, on, along, over, by and through the area shown coloured brown edged red on the plan annexed hereto (hereinafter referred to as **"the Brown Edged Red Area"**) at such levels as may be approved by the Director.

(b) The Purchaser acknowledges and agrees that:

(i) the right of way over the Brown Edged Red Area referred to in sub-clause (a) of this Special Condition may only be exercised from the date to be specified in a letter from the Director to the Purchaser; and

(ii) the Director shall have the absolute discretion to decide the date from which the Purchaser may exercise the right of way,

and no objection or claim of whatsoever nature shall be made or raised by the Purchaser in respect of or on account of the same.

(c) The Purchaser shall when called upon to do so by the Director, within 78 calendar months from the date of this Agreement (or within such other time limit as may be specified by the Director), at his own expense, in such manner, with such materials and to such standards as the Director shall require or approve, construct a paved way with the associated street furniture, traffic aids, street lighting, sewers, drains and other structures on the Brown Edged Red Area over and along which a right of way referred to in sub-clause (a) of this Special Condition is given with minimum disturbance to the owners of any other lots in the vicinity to whom rights of way over the whole or any portion of the Brown Edged Red Area may have been granted.

(d) As and from the date specified in a letter from the Director referred to in sub-clause (b) of this Special Condition, the Purchaser shall at his own expense uphold, maintain and repair the Brown Edged Red Area and everything forming a portion of or pertaining to it including but not limited to the paved way with the associated street furniture, traffic aids, street lighting, sewers, drains and other structures referred to in sub-clause (c) of this Special Condition, all to be done to the satisfaction of the Director, and the Purchaser shall be responsible for the whole as if he were the absolute owner thereof.

(e) Any alteration to any public road absorbing a portion of the Brown Edged Red Area over and along which a right of way is given or affecting the gradient thereof shall not give rise to any claim whatsoever by the Purchaser who shall at his own expense carry out all consequent alterations to the paved way constructed by him to the satisfaction of the Director.

(f) The grant of the right of way referred to in sub-clause (a) of this Special Condition shall not give the Purchaser the exclusive right over the Brown Edged Red Area. The Government shall have the right to grant rights of way over the Brown Edged Red Area to the owners of any other lots in the vicinity now or at any time in the future, or to take over the whole or any portion of the Brown Edged Red Area for the purposes of a public street without payment of any compensation to the Purchaser or to other owners to whom rights of way over the whole or any portion of the Brown Edged Red Area may have been granted.

(g) In the event of the non-fulfilment of the Purchaser's obligations under sub-clauses (c), (d) and (e) of this Special Condition, the Government may carry out the necessary construction, maintenance and repair works at the cost of the Purchaser who shall pay to the Government on demand a sum equal to the cost thereof, such sum to be determined by the Director whose determination shall be final and binding upon the Purchaser.

(h) Notwithstanding the grant of the right of way referred to in sub-clause (a) of this Special Condition, the Government shall have the full right and power, upon giving to the Purchaser, not less than fourteen days' written notice (save in case of emergency) to lay, install, relay, divert, remove, reprovision, replace, inspect, operate, repair, maintain and renew any Government or other drain, culvert, waterway or watercourse, sewer, nullah, water main, pipe, cable, wire, line, utility service or other works or installations (all together hereinafter referred to as **"the Brown Edged Red Area Services"**) which are now or may hereafter be upon, over, under or adjacent to the Brown Edged Red Area as the Director may in his absolute discretion deem fit, making good any and all damage caused thereby, and the Director, his officers, contractors and any other persons authorized by him, his or their workmen with or without tools, equipment, plant, machinery or motor vehicles shall have the right of free ingress, egress and regress at all times to and from the Brown Edged Red Area for the purposes aforesaid. The Purchaser shall not disturb or allow anybody to disturb the Brown Edged Red Area Services without the prior written approval from the Director. Save in respect of making good any and all damage caused by any exercise of the aforesaid rights and powers, the Government, the Director, his officers, contractors and any other persons authorized by the Director, his or their workmen shall have no liability in respect of any loss, damage, nuisance or disturbance whatsoever caused to or suffered by the Purchaser arising out of or incidental to the exercise of the rights conferred under this sub-clause (h), and no claim nor objection whatsoever shall be made against him or them by the Purchaser.

(i) Notwithstanding anything contained in this Special Condition, the Purchaser agrees and acknowledges that the Director shall, at any time and at his absolute discretion, have the right to terminate the grant of the right of way referred to in sub-clause (a) of this Special Condition and the Government and the Director shall have no liability in respect of any loss, damage, nuisance or disturbance whatsoever caused to or suffered by the Purchaser or any other persons arising out of or incidental to the termination of the grant of the right of way pursuant to this sub-clause (i), and no claim nor objection whatsoever shall be made against the Government or the Director by the Purchaser or any other persons. Upon termination of the grant of the right of way pursuant to this sub-clause (i), the obligations of the Purchaser under sub-clauses (c), (d) and (e) of this Special Condition shall absolutely determine, but such determination shall be without prejudice to any rights or remedies of the Government in respect of any antecedent breach, non-performance or non-observance of sub-clauses (c), (d) and (e) of this Special Condition."

25. Special Condition No. (33) of the Land Grant stipulates that: -

"The Purchaser shall not cut away, remove or set back any Government land adjacent to or adjoining the lot or carry out any building-up, filling-in or any slope treatment works or any kind whatsoever on any Government land except with the prior written consent of the Director who may, at his sole discretion, give his consent subject to such terms and conditions as he sees fit, including the grant of additional Government land as an extension to the lot at such premium as he may determine."

26. Special Condition No. (34) of the Land Grant stipulates that:-

"(a) Where there is or has been any cutting away, removal or setting back of any land, or any building-up or filling-in or any slope treatment works of any kind whatsoever, whether with or without the prior written consent of the Director, either within the lot or on any Government land, which is or was done for the purpose of or in connection with the formation, levelling or development of the lot or any part thereof or any other works required to be done by the Purchaser under these Conditions, or for any other purpose, the Purchaser shall at his own expense carry out and construct such slope treatment works, retaining walls or other support, protection, drainage or ancillary or other works as shall or may then or at any time thereafter be necessary to protect and support such land within the lot and also any, adjacent or adjoining Government or leased land and to obviate and prevent any falling away, landslip or subsidence occurring thereafter. The Purchaser shall at all times during the term hereby agreed to be granted maintain at his own expense the said land, slope treatment works, retaining walls or other support, protection, drainage or ancillary or other works in good and substantial repair and condition to the satisfaction of the Director.

(b) Nothing in sub-clause (a) of this Special Condition shall prejudice the Government's rights under these Conditions, in particular Special Condition No. (33) hereof.

(c) In the event that as a result of or arising out of any formation, levelling, development or other works done by the Purchaser or owing to any other reason, any falling away, landslip or subsidence occurs at any time, whether in or from any land, within the lot or from any adjacent or adjoining Government or leased land, the Purchaser shall at his own expense reinstate and make good the same to the satisfaction of the Director and shall indemnify the Government, its agents and contractors from and against all costs, charges, damages, demands and claims whatsoever which shall or may be made, suffered or incurred through or by reason of such falling away, landslip or subsidence.

(d) In addition to any other rights or remedies herein provided for breach of any of these Conditions, the Director shall be entitled by notice in writing to call upon the Purchaser to carry out, construct and maintain the said land, slope treatment works, retaining walls, or other support, protection, and drainage or ancillary or other works or to reinstate and make good any falling away, landslip or subsidence, and if the Purchaser shall neglect or fail to comply with the notice to the satisfaction of the Director within the period specified therein, the Director may forthwith execute and carry out any necessary works and the Purchaser shall on demand repay to the Government the cost thereof, together with any administrative or professional fees and charges."

27. Special Condition No. (36) of the Land Grant stipulates that:-

"Where prestressed ground anchors have been installed, upon development or redevelopment of the lot or any part thereof, the Purchaser shall at his own expense carry out regular maintenance and regular monitoring of the prestressed ground anchors throughout their service life to the satisfaction of the Director and shall supply to the Director such reports and information on all such monitoring works as the Director may from time to time in his absolute discretion require. If the Purchaser shall neglect or fail to carry out the required monitoring works, the Director may forthwith execute and carry out the monitoring works and the Purchaser shall on demand repay to the Government the cost thereof."

28. Special Condition No. (37) of the Land Grant stipulates that:-

"(a) The Purchaser shall at his own expense carry out and complete in all respects to the satisfaction of the Director such geotechnical investigations and such slope treatment, landslide preventive, mitigation and remedial works on the area shown coloured green hatched black on the plan annexed hereto (hereinafter referred to as **"the Green Hatched Black Area"**) as the Director in his absolute discretion may require, and shall at all times during the term hereby agreed to be granted, at his own expense and in all respects to the satisfaction of the Director maintain the Green Hatched Black Area including all land, slope treatment works, earth-retaining structures, drainage and any other works therein and thereon in good and substantial repair and condition. In the event that any landslip, subsidence or falling away occurs within the Green Hatched Black Area or any part thereof at any time during the term hereby agreed to be granted, the Purchaser shall at his own expense reinstate and make good the same to the satisfaction of the Director together with any adjacent or adjoining areas which, in the opinion of the Director (whose decision shall be final and binding on the Purchaser), have also been affected. The Purchaser shall indemnify the Government, its agents and contractors from and against all claims, proceedings, costs, damages and expenses whatsoever incurred by reason of such landslip, subsidence or falling away. The Purchaser shall ensure at all times that there shall be no illegal excavation or dumping on the Green Hatched Black Area and, subject to the prior written approval of the Director, the Purchaser may erect fences or other barriers on the Green Hatched Black Area for the prevention of such illegal excavation or dumping. In addition to any other rights or remedies the Government may have in respect of any breach of these Conditions, the Director may at any time by notice in writing call upon the Purchaser to carry out such geotechnical investigations, slope treatment, landslip preventive, mitigation and remedial works and to maintain, reinstate and make good any land, structure or works affected by such landslip, subsidence or falling away, and if the Purchaser shall neglect or fail to comply with such notice in all respects to the satisfaction of the Director within the period specified therein, the Director may, after the expiry of such period, execute and carry out the required works and the Purchaser shall on demand repay to the Government the cost thereof.

(b) For the avoidance of doubt and without prejudice to the provisions of sub-clause (a) of this Special Condition, the Purchaser shall not carry out any works including but not limited to geotechnical investigations, slope treatment, landslip preventive, mitigation and remedial works, and maintenance works on the Green Hatched Black Area or any part or parts thereof without the prior written approval of the Director.

(c) Notwithstanding sub-clause (a) of this Special Condition, the obligations and rights of the Purchaser in respect of the Green Hatched Black Area or any part or parts thereof under this Special Condition shall absolutely determine upon the Government giving to the Purchaser notice to that effect, and no claim whatsoever shall be made against the Government or the Director or his duly authorized officers by the Purchaser in respect of any loss, damage, nuisance or disturbance suffered or any expense incurred as a result of such determination. However, such determination shall be without prejudice to any rights or remedies of the Government in respect of any antecedent breach, non-performance or non-observance of sub-clause (a) of this Special Condition."

29. Special Condition No. (40) of the Land Grant stipulates that:-

"(a) The Purchaser shall construct and maintain at his own expense and to the satisfaction of the Director such drains and channels, whether within the boundaries of the lot or on Government land, as the Director may consider necessary to intercept and convey into the nearest stream-course, catchpit, channel or Government storm-water drain all storm-water or rain-water falling or flowing on to the lot, and the Purchaser shall be solely liable for and shall indemnify the Government and its officers from and against all actions, claims and demands arising out of any damage or nuisance caused by such storm-water or rain-water.

(b) The works of connecting any drains and sewers from the lot to the Government storm-water drains and sewers, when laid and commissioned, may be carried out by the Director who shall not be liable to the Purchaser for any loss or damage thereby occasioned and the Purchaser shall pay to the Government on demand the cost of such connection works. Alternatively, the said connection works may be carried out by the Purchaser at his own expense to the satisfaction of the Director and in such case any section of the said connection works which is constructed within Government land shall be maintained by the Purchaser at his own cost and upon demand be handed over by the Purchaser to the Government for future maintenance thereof at the expense of the Government and the Purchaser shall pay to the Government on demand the cost of the technical audit in respect of the said connection works. The Director may, upon failure of the Purchaser to maintain any section of the said connection works which is constructed within Government land, carry out such maintenance works as he considers necessary and the Purchaser shall pay to the Government on demand the cost of such works."

30. Special Condition No. (41) of the Land Grant stipulates that: -

"(a) The Purchaser shall within 6 calendar months from the date of this Agreement (or such other extended period as may be approved by the Director) at his own expense and in all respects to the satisfaction of the Director submit or cause to be submitted to the Director for his written approval a noise impact assessment (hereinafter referred to as **"the NIA"**) on the development of the lot containing, among others, such information and particulars as the Director may require including but not limited to all adverse noise impacts on the development of the lot and proposals for appropriate noise mitigation measures (hereinafter referred to as **"Noise Mitigation Measures"**).

(b) The Purchaser shall at his own expense and within such time limits as may be stipulated by the Director carry out and implement the Noise Mitigation Measures as proposed in the NIA and approved by the Director (hereinafter referred to as **"the Approved Noise Mitigation Measures"**) in all respects to the satisfaction of the Director.

(c) No building works (other than ground investigation and site formation works) shall be commenced on the lot or any part thereof until the NIA shall have been approved in writing by the Director. For the purpose of these Conditions, "ground investigation" shall be as defined in the Building Ordinance, any regulations made thereunder and any amending legislation.

(d) The Government and its officers shall be under no responsibility, obligation or liability whatsoever to the Purchaser for any cost, damage, or loss caused to or suffered by the Purchaser whether arising out of or incidental to the fulfilment of the Purchaser's obligations under this Special Condition or otherwise and no claim whatsoever shall be made against the Government or its officers by the Purchaser in respect of such cost, damage or loss."

31. Special Condition No. (43) of the Land Grant stipulates that: -

"(a) The Purchaser shall within 6 calendar months from the date of this Agreement (or such other extended period as may be approved by the Director), at his own expense and in all respects to the satisfaction of the Director of Environmental Protection submit or cause to be submitted to the Director of Environmental Protection for his approval in writing a sewerage impact assessment (hereinafter referred to as **"the SIA"**) containing, among others, such information and particulars as the Director of Environmental Protection may require including but not limited to all adverse sewerage impacts as may arise from the development of the lot, and recommendations for mitigation measures, improvement works and other measures and works.

(b) The Purchaser shall at his own expense and within such time limits as may be stipulated by the Director of Environmental Protection carry out and implement the recommendations in the SIA as approved by the Director of Environmental Protection in all respects to the satisfaction of the Director of Environmental Protection.

(c) The technical aspects of the SIA shall be undertaken by a member of the Hong Kong Institution of Engineers with civil engineering as the specialist discipline or a chartered civil engineer.

(d) No building works (except ground investigation and site formation works) shall be commenced on the lot or any part thereof until the SIA shall have been approved in writing by the Director of Environmental Protection.

(e) For the avoidance of doubt and without prejudice to the generality of the provisions of General Condition No. (5) hereof, the Purchaser hereby expressly acknowledges and agrees that the Purchaser shall have the sole responsibility at his own expense to carry out and implement the recommendations in the SIA as approved by the Director of Environmental Protection in all respects to the satisfaction of the Director of Environmental Protection. The Government and its officers shall be under no responsibility, obligation or liability whatsoever to the Purchaser for any cost, damage, or loss caused to or suffered by the Purchaser whether arising out of or incidental to the fulfilment of the Purchaser's obligations under this Special Condition or otherwise, and no claim whatsoever shall be made against the Government or its officers by the Purchaser in respect of such cost, damage or loss."

32. Special Condition No. (44) of the Land Grant stipulates that: -

"(a) The Purchaser shall within 6 calendar months from the date of this Agreement (or such other extended period as may be approved by the Director), at his own expense and in all respects to the satisfaction of the Director submit or cause to be submitted to the Director for his approval in writing a drainage impact assessment (hereinafter referred to as **"the DIA"**) containing, among others, such information and particulars as the Director may require including but not limited to all adverse drainage impacts as may arise from the development of the lot, and recommendations for mitigation measures, improvement works and other measures and works.

(b) The Purchaser shall at his own expense and within such time limits as may be stipulated by the Director carry out and implement the recommendations in the DIA as approved by the Director in all respects to the satisfaction of the Director.

(c) The technical aspects of the DIA shall be undertaken by a member of the Hong Kong Institution of Engineers with civil engineering as the specialist discipline or a chartered civil engineer.

(d) No building works (except ground investigation and site formation works) shall be commenced on the lot or any part thereof until the DIA shall have been approved in writing by the Director.

(e) For the avoidance of doubt and without prejudice to the generality of the provisions of General Condition No. (5) hereof, the Purchaser hereby expressly acknowledges and agrees that the Purchaser shall have the sole responsibility at his own expense to carry out and implement the recommendations in the DIA as approved by the Director in all respects to the satisfaction of the Director. The Government and its officers shall be under no responsibility, obligation or liability whatsoever to the Purchaser for any cost, damage, or loss caused to or suffered by the Purchaser whether arising out of or incidental to the fulfilment of the Purchaser's obligations under this Special Condition or otherwise, and no claim whatsoever shall be made against the Government or its officers by the Purchaser in respect of such cost, damage or loss."

33. Special Condition No. (47) of the Land Grant stipulates that:-

"No grave or columbarium shall be erected or made on the lot, nor shall any human remains or animal remains whether in earthenware jars, cinerary urns or otherwise be interred therein or deposited thereon."

Notes:

1. Unless otherwise defined in this sales brochure, the capitalized terms used in this Summary of Land Grant shall have the same meaning of such terms in the Land Grant.
2. For full details, please refer to the Land Grant. Full script of the Land Grant is available for free inspection upon request at the sales office during its opening hours.

A. 根據批地文件規定須興建並提供予政府或供公眾使用的任何設施

1. 描述

(a) 批地文件特別條件第(2)(a)(i)(I)條所提述的綠色區域。

(b) 批地文件特別條件第(2)(a)(i)(I)條所提述的綠色加紅色邊綫區域。

(c) 批地文件特別條件第(2)(a)(i)(II)條所提述的構築物。

(d) 批地文件特別條件第(3)(b)(ii)條所提述的綠色加紅色邊綫區域通道構築物。

(e) 批地文件特別條件第(32)(a)條所提述的棕色加紅色邊綫區域。

2. 公眾有權按照批地文件使用上述第1(a)、(b)、(c)、(d)及(e)段所提述的該等設施。

B. 根據批地文件規定須由期數中的住宅物業的擁有人出資管理、營運或維持以供公眾使用的任何設施

1. 描述

(a) 批地文件特別條件第(2)(a)(i)(I)條所提述的綠色區域。

(b) 批地文件特別條件第(2)(a)(i)(I)條所提述的綠色加紅色邊綫區域。

(c) 批地文件特別條件第(2)(a)(i)(II)條所提述的構築物。

(d) 批地文件特別條件第(3)(b)(ii)條所提述的綠色加紅色邊綫區域通道構築物。

(e) 批地文件特別條件第(32)(a)條所提述的棕色加紅色邊綫區域。

2. 公眾有權按照批地文件使用上述第1 (a)、(b)、(c)、(d)及(e)段所提述的該等設施。

3. 該等設施按規定須由期數中的住宅物業的擁有人出資管理、營運或維持。

4. 期數中的住宅物業的擁有人按規定須以由有關住宅物業分攤的管理開支，應付管理、營運或維持該等設施的部分開支。

C. 根據批地文件規定須由期數中的住宅物業的擁有人出資管理、營運或維持以供公眾使用的任何休憩用地的大小

不適用。

D. 期數所位於的土地中為施行《建築物(規劃)規例》(第123章，附屬法例F)第22(1)條而撥供公眾用途的任何部分

不適用。

E. 在切實可行範圍內，盡量顯示該等設施及休憩用地的位置，以及上述第1(a)、(b)、(c)、(d)及(e)段所述的土地中的該等部分的圖則

不適用。

F. 在該圖則上該等設施盡量顯示該等設施及休憩用地及土地中的該等部分以與批地文件或撥出私人地方供公眾使用的契據(視屬何情況而定)中相同的顏色、格式或圖案(視何者適用而定)著色或以陰影顯示

請參閱本部最後部分的圖則。

G. 批地文件中關於指明住宅物業的該等設施、休憩用地及在本部分A、B、C及D部分所述的土地中的該等部分的條文

1. 批地文件特別條件第(2)條規定：-

「(a) 買方須：

(i) 在本協議的日期起計78個曆月(或署長批准的其他延長期限)內，以署長批准的方式、材料及標準、水平、定線及設計，自費進行下列工程，並在各方面須至令署長滿意：

(I) 鋪設及構築附於本批地文件的圖則上以綠色及綠色加紅色邊綫顯示的未來公共道路部分(以下分別以「**綠色區域**」及「**綠色加紅色邊綫區域**」提述)；及

(II) 根據署長全權酌情要求而提供及建造橋樑、隧道、高架通道、地下通道、暗渠、高架道路、天橋、行人道、道路或此類其他構築物(以下統一以「**構築物**」提述)

致使綠色區域及綠色加紅色邊綫區域內可容納建築物、車輛交通及行人交通；

(ii) 在本協議的日期起計78個曆月(或署長批准的其他延長期限)內，自費在綠色區域及綠色加紅色邊綫區域內鋪設地面、緣邊及開通渠道，須至令署長滿意，並須依照署長的規定，在綠色區域及綠色加紅色邊綫區域內提供集水溝、污水渠、排水渠、消防龍頭連喉管連接至輸水管、街燈、交通標誌、街道設施及道路標記；及

(iii) 自費維持綠色區域連同構築物，以及在綠色區域及構築物之上或之內興建、設置及提供所有結構、表面、集水溝、污水渠、排水渠、消防龍頭、設施、街燈、交通標誌、街道設施、道路標記及植物，須至令署長滿意，直至按照本批地文件特別條件第(3)條規定，交還綠色區域的管有權之時為止；及

(iv) 根據本批地文件特別條件第(3)(a)(ii)條，自綠色加紅色邊綫區域的管有權已批出或被視為已給予買方的日期起，自費維持綠色加紅色邊綫區域連同構築物，以及在綠色加紅色邊綫區域及構築物之上或之內興建、設置及提供所有結構、表面、集水溝、污水渠、排水渠、消防龍頭、設施、街燈、交通標誌、街道設施、道路標記及植物，須至令署長滿意，直至按照本批地文件特別條件第(3)條規定，交還綠色加紅色邊綫區域的管有權之時為止。

(b) 倘若買方未能履行根據本特別條件(a)分條所規定的責任，政府可進行必要的工程，費用由買方負責，買方須在要求時向政府支付一筆相等於該工程費用的款項，該筆款項則由署長決定，而其決定將為最終決定，並對買方構成約束力。

(c) 政府將不承擔不論是因買方履行根據本特別條件(a)分條所產生或附帶的責任，或是政府根據本特別條件(b)分條或其他規定而行使其權利，以致或令買方或任何其他人蒙受任何形式的損失、損害賠償、妨擾或騷擾。買方亦不得就上述任何損失、損害賠償、妨擾或騷擾向政府提出任何形式的索償。」

2. 批地文件特別條件第(3)條規定：-

「(a) 只為了進行根據本批地文件特別條件第(2)條指明的必要的工程，買方獲批出以下管有權

(i) 在本協議的日期，綠色區域；及

(ii) 在署長致買方的信函中所指明的日期，綠色加紅色邊綫區域。

(b) 買方承諾並同意：

(i) 署長可絕對酌情決定綠色加紅色邊綫區域的管有權給予買方的日期；及

(ii) 自署長給予買方綠色加紅色邊綫區域的日期起，綠色加紅色邊綫區域內可能有車輛及行人通道存在，以及在綠色加紅色邊綫區域之上興建、設置及提供結構、表面、集水溝、污水渠、排水渠、消防龍頭、設施、街燈、交通標誌、街道設施、道路標記及植物(以下統一以「**綠色加紅色邊綫區域通道構築物**」提述)，

買方不得就此或因此而提出或提起任何性質的反對或申索。

(c) 政府不會就綠色加紅色邊綫區域通道構築物或其任何部分的實際狀況、狀態或安全而給予保證(不論是明訂的或是隱含的)，亦不會就已豎立或裝置或已存在的綠色加紅色邊綫區域通道構築物或其任何部分是否已符合《建築物條例》的條文、根據《建築物條例》訂立的任何規例及任何修訂的法例而給予保證(不論是明訂的或是隱含的)。

(d) 買方須在要求時把綠色區域及綠色加紅色邊綫區域交還給政府。但無論如何，自署長發出信函的日期表示綠色區域及綠色加紅色邊綫區域已符合該等批地條件並須至令署長滿意，綠色區域及綠色加紅色邊綫區域均被當作已交還給政府。

(e) 買方在其管有綠色區域及綠色加紅色邊綫區域期間的所有合理時間內：

(i) 須容許所有政府及公眾車輛交通及行人交通通過及沿著綠色區域及綠色加紅色邊綫區域免費通行，在各方面須至令署長滿意，亦須確保該等通行不受根據本批地文件特別條件第(2)條的規定或是其他規定而需進行的工程所干擾或妨礙；及

(ii) 自費及在各方面須至令署長滿意，保持及維持綠色加紅色邊綫區域通道構築物在良好及穩固的修葺及狀態，前提是買方獲准許對綠色加紅色邊綫區域通道構築物進行改動、導流或拆卸的工程，如該等工程是為了必須滿足買方根據本批地文件特別條件第(2)(a)條所規定的責任。就本(e)(ii) 分條而言，署長就該等工程是否為必須滿足買方根據本批地文件特別條件第(2)(a)條所規定的責任而作出的決定將為最終決定，並對買方構成約束力。」

3. 批地文件特別條件第(4)條規定：-

「未經署長事先書面同意，買方不得使用綠色區域或綠色加紅色邊綫區域作儲物用途，或在該處豎立任何臨時構築物，或是用作進行本批地文件特別條件第(2)條訂明的工程以外的任何用途，又或是用作為滿足買方根據本批地文件特別條件第(3)(e)(ii)條所規定的責任而進行的工程以外的任何用途。」

4. 批地文件特別條件第(5)條規定：-

「(a) 買方在其管有綠色區域及綠色加紅色邊綫區域期間的所有合理時間內：

(i) 為了檢查、查核及監督遵照本批地文件特別條件第(2)(a)條規定而進行的任何工程，亦為了根據本批地文件特別條件第(2)(b)條所規定而實行、檢查、查核及監督的工程，以及為了署長認為在綠色區域及綠色加紅色邊綫區域內必須進行的任何其他工程，買方須容許政府、署長、其官員、承建商及代理人及任何獲署長授權人員有權在本地段及綠色區域及綠色加紅色邊綫區域之上及通過有關地方進出再往返；

(ii) 為了政府及獲政府授權的有關公用事業公司可能需要在綠色區域及綠色加紅色邊綫區域或任何毗連的土地內或之上或之下進行任何工程，包括但不限於鋪設及之後保養所有喉管、電線、管道、電纜導管，以及為了提供電話、電力、氣體(如有的話)及擬供該地段或任何毗連或鄰近土地或處所使用的其他服務而必須的其他傳導媒體及附屬設備，買方須容許政府及有關公用事業公司有權在本地段及綠色區域及綠色加紅色邊綫區域之上及通過有關地方進出再往返。此外，買方須盡全力配合政府及該等獲政府授權的有關公用事業公司，以處理在綠色區域及綠色加紅色邊綫區域內所進行與任何上述工程有關的一切事宜；及

(iii) 為了水務監督的官員或其獲授權人員可能需要在綠色區域及綠色加紅色邊綫區域內進行有關操作、保養、修理、替換及改動任何其他水務工程裝置的任何工程，買方須容許水務監督的官員及其獲授權的其他人員有權在本地段及綠色區域及綠色加紅色邊綫區域之上及通過有關地方進出再往返。

(b) 政府、署長、其官員、承建商及代理人及根據本特別條件(a)分條獲授權的任何人或公用事業公司將不承擔因政府、署長、其官員、承建商及代理人及根據本特別條件(a)分條獲授權的任何人或公用事業公司行使其權利而產生或附帶買方或任何其他人所引致或蒙受任何形式的損失、損害賠償、妨擾或騷擾。」

5. 批地文件特別條件第(32)條規定：-

「(a) 除本特別條件(b)分條另有規定外，該地段連同以下權利獲批出。該權利是買方及其受僱人、訪客、工人及獲買方授權代表買方的其他人在此同意批出的年期內，不時及在所有時候，為了與恰當使用及享用該地段有關的所有目的，而在附於本批地文件的圖則上所顯示的棕色加紅色邊綫區域(以下以「**棕色加紅色邊綫區域**」提述)內在署長批准的水平之上、沿路、在其上方、由此及經此以步行或使用輪椅通過及再通過的權利。

(b) 買方承諾並同意：

(i) 在本特別條件(a)分條提述的棕色加紅色邊綫區域上的通行權只會在署長致買方的信函中所指明的日期開始行使；及

(ii) 署長可絕對酌情決定買方行使該通行權的日期。

買方不得就此或因此而提出或提起任何性質的反對或申索。

(c) 在本協議的日期起計78個曆月(或署長批准的其他延長期限)內，買方須自費並須依照署長要求或批准的方式、材料及標準，在本特別條件(a)分條所提述給予通行權的棕色加紅色邊綫區域上方及沿路建築一條鋪面通道，連同相關的街道設施、交通輔助、街燈、污水渠、排水渠及其他構築物，並須對獲給予在整個棕色加紅色邊綫區域或其任何部分的通行權附近的其他地段的擁有人做成最少的騷擾。

(d) 在本特別條件(b)分條所提述由署長發出的信函中所指明的日期開始，買方須自費維持、保養及維修棕色加紅色邊綫區域及構成該區域一部分的每一物件，或就該區域有關的每一物件，包括但不限於在本特別條件(c)分條所提述的一條鋪面通道，連同相關的街道設施、交通輔助、街燈、污水渠、排水渠及其他構築物，須完成上述所有事項至令署長滿意，而買方亦須負責所有事項，猶如買方為該區域的絕對擁有人一樣。

(e) 當任何公共道路有任何改動，以致棕色加紅色邊綫區域一部分上方及沿路的通行權被吸納，或使該區域的坡度受到影響，買方不得就此提出任何形式的申索。而買方須就其所與建的一條鋪面通道自費進行所有其後的改動，至令署長滿意。

(f) 在本特別條件(a)分條提述通行權的批出不會給予買方棕色加紅色邊綫區域的獨有權。政府有權向現在或在將來任何時間在附近的任何其他地段的擁有人批出棕色加紅色邊綫區域的通行權，或是為了作為公共街道目的收回整個棕色加紅色邊綫區域或其任何部分，而無需向買方或可能獲批出整個棕色加紅色邊綫區域或其任何部分的通行權的其他擁有人支付任何賠償。

(g) 倘若根據本特別條件(c)分條、(d)分條及(e)分條買方不履行其義務，政府可進行必要的建築、保養及修葺工程，費用由買方負責。買方須在要求時向政府支付一筆相等於該工程費用的款項。該筆款項的金額由署長決定，其決定將為最終決定，並對買方構成約束力。

(h) 儘管在本特別條件(a)分條提述通行權的批出，但政府擁有全權及權力，在署長全權酌情認為適合的情況下，在給予買方不少於十四天的書面通知(緊急情況除外)後，鋪設、安裝、重鋪、改道、移走、再提供、替代、檢查、運作、修葺、保養及更新在此時或可能自此之後在棕色加紅色邊綫區域之上、上方、之下或毗鄰的任何政府或其他排水渠、暗渠、水道、污水渠、大溝渠、輸水管、喉管、電纜、電線、線、公用服務或其他工程或安裝(以下以「**棕色加紅色邊綫區域服務**」提述)，並對因此而引致的任何及所有損害作出補償。而署長、其人員、承建商及獲署長授權的任何其他人、署長或上述人員的工人(不論是否携帶工具、設備、工業裝置、機械或汽車)有權為了上述目的，在任何時間自由往來進出再往返棕色加紅色邊綫區域。在未獲得署長的事先書面批准之前，買方不得騷擾或容許任何人騷擾棕色加紅色邊綫區域服務。除了因為任何行使上述權利及權力而引致任何及所有損害作出補償外，政府、署長、其人員、承建商及獲署長授權的任何其他人、署長或上述人員的工人不須承擔因根據本(h)分條行使的權力產生或附帶而致使買方蒙受任何形式的損失、損害賠償、妨擾或騷擾，而買方亦不得向署長提出任何形式的索償或反對。

(i) 儘管有本特別條件的規定，買方承諾並同意署長可在任何時間全權酌情有權終止在本特別條件(d)分條所提述通行權的批出。政府及署長不須承擔因根據本特別條件(i)分條終止通行權產生或附帶而致使買方蒙受任何形式的損失、損害賠償、妨擾或騷擾。買方或任何其他人亦不得向政府或署長提出任何形式的索償或反對。當根據本特別條件(i)分條提述的通行權的批出終止時，根據本特別條件(c)分條、(d)分條及(e)分條買方的義務將會絕對終止，但就本特別條件(c)分條、(d)分條及(e)分條先前的違反、不履行或不遵守而引起各方的任何權利及補救，則並無影響。」

6. 批地文件特別條件第(39)條規定：-

「買方須在任何時間，特別是在進行建築、保養、翻新或維修工程(以下以「**有關工程**」提述)期間，採取或促使他人採取一切適當及足夠的謹慎、技巧及預防措施，以避免對任何政府土地，或在該地段、綠色區域、綠色加紅色邊綫區域、綠色加黑色斜線區域、棕色加紅色邊綫區域或其任何部分的上面，或在其上面、上方、下面通過，或毗鄰該地段的現有排水渠、水路或水道、輸水管、道路、行人路、街道設施、污水渠、大溝渠、管道、電纜、電線、公用事業服務或任何其他工程或裝置(以下統一以「有關服務」提述)造成任何損害、騷擾或障礙。買方在進行任何有關工程之前，必須進行或促使他人為確定有關服務的現時位置及水平而必須作出適當的勘測及查詢，並須提交處理任何可能受到有關工程影響的有關服務的書面建議予署長，以獲得署長在各方面的批准。買方在獲得署長書面批准有關工程及上述建議後，方可進行任何類型的工程。買方須符合及自費遵守及滿足署長在給予上述批准時，就有關服務所施加的任何要求，包括支付任何必要的導流、重鋪或恢復原狀的費用。買方須自費就有關工程(除了大溝渠、污水渠、雨水渠或輸水管，其修復須由署長負責，除非署長另作選擇，而買方須在要求時，向政府支付該等工程的費用)的任何形式所引致在該地段、綠色區域、綠色加紅色邊綫區域、綠色加黑色斜線區域、棕色加紅色邊綫區域或其任何一個部分的任何損害、騷擾或障礙，在各方面修理、修復及恢復原狀，須至令署長滿意。如買方未能對該地段、綠色區域、綠色加紅色邊綫區域、綠色加黑色斜線區域、棕色加紅色邊綫區域或其任何部分，或任何有關服務進行必要的導流、重鋪、修理、修復及恢復原狀，須至令署長滿意，署長可進行其認為必要的上述導流、重鋪、修理、修復及恢復原狀，而買方須在要求時，向政府支付該等工程的費用。」

H. 住宅物業的每一公契中關於本部分A部、B部、C部及D部分所述的該等設施、休憩用地及土地中的該等部分的條文

1. 主公契及管理協議 (「公契」)第I部第1.1條規定：-

「1.1 在本公契中，除內容另有規定或需要外，以下詞語包含以下意思：-
…

「**棕色加紅色邊綫區域**」
指在政府地契特別條件第(32)(a)條提述，並在附於政府地契的圖則上以棕色加紅色邊綫顯示的「棕色加紅色邊綫區域」；

「**綠色區域**」
指在政府地契特別條件第(2)(a)(i)(I)條提述及定義為「綠色區域」及「綠色加紅色邊綫區域」，並在附於政府地契的圖則上分別以綠色及綠色加紅色邊綫顯示的將來公共道路；

「**綠色構築物**」
指在政府地契特別條件第(2)(a)(i)(II)條提述及定義為「構築物」，並由地政總署署長全權酌情要求的橋樑、隧道、高架通道、地下通道、 暗渠、高架道路、天橋、行人道、道路或此類其他構築物；

「**綠色加紅色邊綫區域通道構築物**」
指在政府地契特別條件第(3)(b)(ii)條提述及定義為「綠色加紅色邊綫區域通道構築物」，並在綠色加紅色邊綫區域內有車輛及行人通道(如有的話)存在，以及在綠色加紅色邊綫區域之上所興建、設置及提供的構築物、表面、集水溝、污水渠、排水渠、消防龍頭、設施、街燈、交通標誌、街道設施、道路標記及植物；

「**綠色加黑色斜線區域**」
指在政府地契特別條件第(37)(a)條提述及定義為「綠色加黑色斜線區域」，並在附於政府地契的圖則上以綠色加黑色斜線顯示的區域；
…」

2. 公契第IV部第4.6(o)條規定：-

「4.6 每年的財政預算須涵蓋公用地方與設施、綠色區域、綠色區域構築物、綠色加紅色邊綫區域通道構築物、綠色加黑色斜線區域及棕色加紅色邊綫區域的管理開支，包括但不限制前文的概括性的原則下：
…
(o) 根據本公契及/或依據政府地契，檢查、修理、維修及管理綠色區域、綠色區域構築物、綠色加紅色邊綫區域通道構築物、綠色加黑色斜線區域及棕色加紅色邊綫區域的費用。」

3. 公契第IV部第4.7(a)條規定：-

「4.7 管理人須預備每年的財政預算，以顯示發展項目在下一年度的總管理開支，該每年的財政預算須分為以下各部分：-

(a) 第一部分須涵蓋管理人(除非有明顯錯誤，管理人的決定將為終極決定)認為用於為所有擁有人的利益，或是為適當管理及保養該土地、發展項目、屋苑公用地方及設施、斜坡構築物、綠化區域、綠色區域、綠色區域構築物、綠色加紅色邊綫區域通道構築物、綠色加黑色斜線區域及棕色加紅色邊綫區域的所有開支。」

4. 公契第V部第5.1(fff)條規定：-

「5.1 除《建築物管理條例》、政府地契、本公契及任何副公契的條文另有規定外，自本公契的日期起計首兩(2)年，管理人須承擔該土地及發展項目的管理，直至根據本公契第4.1條的規定終止為止。另外，每位擁有人在此不可撤回地委任管理人作為所有擁有人的代理人，按照本公契及任何副公契的條文妥為授權處理有關公用地方及設施的任何事宜。除《建築物管理條例》的條文另有規定外，管理人有權代表所有擁有人，按照本公契及任何副公契的條文行事。除了在本公契及任何副公契明確規定的其他權力外，管理人有權作出必須或利便管理該土地及發展項目或與之有關的所有行為或事宜，特別包括但在任何方面不限制前文的概括性的原則下：-

…

(fff) 修理、維持、保養、改善、控制及運作康樂活動場地與設施、綠色區域、綠色區域構築物、綠色加紅色邊綫區域通道構築物、綠色加黑色斜線區域及棕色加紅色邊綫區域、水平綠化及垂直綠化，以及按照管理人認為適當地在公用地方及設施的任何一個或多個部分園藝、種植樹木及灌木、花卉、矮樹、草地及其他植被，並進行保養。」

5. 公契第V部第5.2(l)條規定：-

「5.2 在不限制管理人在此包括的其他明確權力的概括性原則下，管理人有權：-

…

(l) 按照政府地契、本公契及任何副公契，保養、管理及修理綠化區域、水平綠化、垂直綠化、綠色區域、綠色區域構築物、綠色加紅色邊綫區域通道構築物、綠色加黑色斜線區域及棕色加紅色邊綫區域。」

6. 公契第X部第10.13條規定：-

「10.13綠色區域、綠色區域構築物、綠色加紅色邊綫區域通道構築物

儘管在此有任何條文的規定，直至綠色區域的管有權按照政府地契須交回或被視為已交回政府的時候，管理人須負責綠色區域、綠色區域構築物、綠色加紅色邊綫區域通道構築物及按照政府地契第(2)(a)(iii)條、第(2)(a)(iv)條及第(3)(e)(ii)條，在其上或在其中興建、裝置及提供的所有構築物、表面、集水溝、污水渠、排水渠、消防龍頭、設施、街燈、交通標誌、街道設施、道路標記及植物。擁有人須負責保養及維修綠色區域、綠色區域構築物、綠色加紅色邊綫區域通道構築物及在其上或在其中的其他構築物，猶如它們是公用地方與設施的一部分。」

7. 公契第X部第10.14條規定：-

「10.14 棕色加紅色邊綫區域

管理人須維持、保養及修理棕色加紅色邊綫區域及每項構成棕色加紅色邊綫區域一部分或屬與棕色加紅色邊綫區域，包括但不限於在棕色加紅色邊綫區域上建築的一條鋪面通道，連同相關的街道設施、交通輔助、街燈、污水渠、排水渠及其他構築物，並須按照政府地契特別條件第(32)(d)條完成所有建築物，須至令地政總署署長滿意。而擁有人需負責保養整個棕色加紅色邊綫區域，猶如擁有人為棕色加紅色邊綫區域的絕對擁有人一樣。擁有人如未獲地政總署署長的事先書面同意，不得騷擾或容許任何人騷擾在或可能在棕色加紅色邊綫區域之上、上面、之下或毗鄰棕色加紅色邊綫區域的棕色加紅色邊綫區域服務(在政府地契特別條件第(32)(h)條所提述及定義)。」

8. 公契第X部第10.15條規定：-

「10.15綠色加黑色斜線區域

不論在此載有任何條款及直至按照政府地契特別條件第(37)(c)條判斷根據政府地契特別條件第(37)(a)及(37)(b)條的義務及權利之時，管理人須按照政府地契特別條件第(37)(a)及(37)(b)條負責保養綠色加黑色斜線區域，包括所有土地、斜坡處理工程、岩土護土構築物、排水及任何其他工程。而擁有人須負責綠色加黑色斜線區域及在綠色加黑色斜線區域之上或之內的其他構築物的保養及修理費用及開支，猶如為公用地方與設施的一部分一樣。」

備註:
除非在本售樓説明書另有規定，本公共設施及公眾休憩用地的資料G及H部分內所採用的詞彙與該詞彙分別在批地文件及公契內的意思相同。

A. Facilities that are required under the land grant to be constructed and provided for the Government, or for public use

1. Description

   (a) The Green Area as referred to in Special Condition No. (2)(a)(i)(I) of the Land Grant.

   (b) The Green Edged Red Area as referred to in Special Condition No. (2)(a)(i)(I) of the Land Grant.

   (c) The Structures as referred to in Special Condition No. (2)(a)(i)(II) of the Land Grant.

   (d) The Green Edged Red Area Passageway Structures as referred to in Special Condition No.(3)(b)(ii) of the Land Grant.

   (e) The Brown Edged Red Area as referred to in Special Condition No. (32)(a) of the Land Grant.

2. The general public has the right to use the facilities mentioned in paragraphs 1(a), (b), (c), (d) and (e) above in accordance with the Land Grant.

B. Facilities that are required under the land grant to be managed, operated or maintained for public use at the expense of the owners of the residential properties in the Phase

1. Description

   (a) The Green Area as referred to in Special Condition No. (2)(a)(i)(I) of the Land Grant.

   (b) The Green Edged Red Area as referred to in Special Condition No. (2)(a)(i)(I) of the Land Grant.

   (c) The Structures as referred to in Special Condition No. (2)(a)(i)(II) of the Land Grant.

   (d) The Green Edged Red Area Passageway Structures as referred to in Special Condition No.(3)(b)(ii) of the Land Grant.

   (e) The Brown Edged Red Area as referred to in Special Condition No. (32)(a) of the Land Grant.

2. The general public has the right to use the facilities mentioned in paragraphs 1(a), (b), (c), (d) and (e) above in accordance with the Land Grant.

3. The facilities are required to be managed, operated or maintained at the expense of the owners of the residential properties in the Phase.

4. The owners of the residential properties in the Phase are required to meet a proportion of the expense of managing, operating or maintaining the facilities through the management expenses apportioned to the residential properties concerned.

C. Size of any open space that is required under the land grant to be managed, operated or maintained for public use at the expense of the owners of the residential properties in the Phase

Not applicable.

D. Any part of the land (on which the Phase is situated) that is dedicated to the public for the purposes of regulation 22(1) of the Building (Planning) Regulations (Cap. 123 sub. leg. F)

Not applicable.

E. A plan that shows the location of those facilities and open spaces, and those parts of the land mentioned in paragraphs 1(a), (b), (c), (d) and (e) above as far as it is practicable to do so

Not applicable.

F. A plan that has those facilities and open spaces, and those parts of the land, coloured or shaded in the same colour, format or pattern (as applicable) as in the land grant or the deed of dedication (as the case may be)

Please refer to the plan at the end of this section.

G. Provisions of the land grant in respect of the residential property that concern those facilities and open spaces, and those parts of the land mentioned in sections A, B, C and D in this section

1. Special Condition No. (2) of the Land Grant stipulates that: -

   "(a) The Purchaser shall:

   (i) within 78 calendar months from the date of this Agreement (or such other extended period as may be approved by the Director), at his own expense, in such manner, with such materials and to such standards, levels, alignment and design as the Director shall approve and in all respects to the satisfaction of the Director:

   (I) lay and form those portions of future public roads shown coloured green and green edged red on the plan annexed hereto (hereinafter referred to as **"the Green Area"** and **"the Green Edged Red Area"** respectively); and

   (II) provide and construct such bridges, tunnels, over-passes, under-passes, culverts, viaducts, flyovers, pavements, roads or such other structures as the Director in his sole discretion may require (hereinafter collectively referred to as **"the Structures"**)

   so that building, vehicular and pedestrian traffic may be carried on the Green Area and the Green Edged Red Area;

   (ii) within 78 calendar months from the date of this Agreement (or such other extended period as may be approved by the Director), at his own expense and to the satisfaction of the Director, surface, kerb and channel the Green Area and the Green Edged Red Area and provide the Green Area and the Green Edged Red Area with such gullies, sewers, drains, fire hydrants with pipes connected to water mains, street lights, traffic signs, street furniture and road markings as the Director may require;

   (iii) maintain at his own expense the Green Area together with the Structures and all structures, surfaces, gullies, sewers, drains, fire hydrants, services, street lights, traffic signs, street furniture, road markings and plant constructed, installed and provided thereon or therein to the satisfaction of the Director until such time as possession of the Green Area has been re-delivered to the Government in accordance with Special Condition No. (3) hereof; and

   (iv) maintain at his own expense, as from the date on which the possession of the Green Edged Red Area is granted or deemed to have been given to the Purchaser pursuant to Special Condition No. (3)(a)(ii) hereof, the Green Edged Red Area together with the Structures and all structures, surfaces, gullies, sewers, drains, fire hydrants, services, street lights, traffic signs, street furniture, road markings and plant constructed, installed and provided thereon or therein to the satisfaction of the Director until such time as possession of the Green Edged Red Area has been re-delivered to the Government in accordance with Special Condition No. (3) hereof.

(b) In the event of the non-fulfilment of the Purchaser's obligations under sub-clause (a) of this Special Condition, the Government may carry out the necessary works at the cost of the Purchaser who shall pay to the Government on demand a sum equal to the cost thereof, such sum to be determined by the Director whose determination shall be final and binding upon the Purchaser.

(c) The Government shall have no liability in respect of any loss, damage, nuisance or disturbance whatsoever caused to or suffered by the Purchaser or any other person whether arising out of or incidental to the fulfilment of the Purchaser's obligations under sub-clause (a) of this Special Condition or the exercise of the rights by the Government under sub-clause (b) of this Special Condition or otherwise, and no claim whatsoever shall be made against the Government by the Purchaser in respect of any such loss, damage, nuisance or disturbance."

2. Special Condition No. (3) of the Land Grant stipulates that: -

"(a) For the purpose only of carrying out the necessary works specified in Special Condition No. (2) hereof, the Purchaser shall be granted possession of

(i) the Green Area on the date of this Agreement; and

(ii) the Green Edged Red Area on a date to be specified in a letter from the Director to the Purchaser.

(b) The Purchaser acknowledges and agrees that:

(i) the Director shall have the absolute discretion to determine the date on which possession of the Green Edged Red Area shall be given; and

(ii) as at the date possession of the Green Edged Red Area is given to the Purchaser, there may be vehicular and pedestrian passageway existing within the Green Edged Red Area with structures, surfaces, gullies, sewers, drains, fire hydrants, services, street lights, traffic signs, street furniture, road markings and plant constructed, installed and provided thereon (hereinafter collectively referred to as **"the Green Edged Red Area Passageway Structures"**),

and no objection or claim of whatsoever nature shall be made or raised by the Purchaser in respect of or on account of the same.

(c) The Government gives no warranty, express or implied, as to the physical condition, state or safety of the Green Edged Red Area Passageway Structures or any part thereof and whether the Green Edged Area Passageway Structures or any part thereof are erected or installed or have remained in existence in compliance with the provisions of the Buildings Ordinance, any regulations made thereunder and any amending legislation.

(d) The Green Area and the Green Edged Red Area shall be re-delivered to the Government on demand and in any event shall be deemed to have been re-delivered to the Government by the Purchaser on the date of a letter from the Director indicating that these Conditions have been complied with to his satisfaction.

(e) The Purchaser shall at all reasonable times while he is in possession of the Green Area and the Green Edged Red Area:

(i) allow free access over and along the Green Area and the Green Edged Red Area for all Government and public vehicular and pedestrian traffic in all respects to the satisfaction of the Director and shall ensure that such access shall not be interfered with or obstructed by the carrying out of the works whether under Special Condition No. (2) hereof or otherwise; and

(ii) at his own expense and in all respects to the satisfaction of the Director keep and maintain the Green Edged Red Area Passageway Structures in good and substantial repair and condition provided that the Purchaser is permitted to carry out alteration, diversion or demolition works to the Green Edged Red Area Passageway Structures if such works are necessary for the fulfilment of the Purchaser's obligations under Special Condition No. (2)(a) hereof. For the purpose of this sub-clause (e)(ii), the decision of the Director as to whether such works are necessary for the fulfilment of the Purchaser's obligations under Special Condition No. (2)(a) hereof shall be final and binding on the Purchaser."

3. Special Condition No. (4) of the Land Grant stipulates that: -

"The Purchaser shall not without the prior written consent of the Director use the Green Area or the Green Edged Red Area for the purpose of storage or for the erection of any temporary structure or for any purposes other than the carrying out of the works specified in Special Condition No. (2) hereof or the carrying out of works in fulfilment of the Purchaser's obligations under Special Condition No. (3)(e)(ii) hereof."

4. Special Condition No. (5) of the Land Grant stipulates that: -

"(a) The Purchaser shall at all reasonable times while he is in the possession of the Green Area and the Green Edged Red Area:

(i) permit the Government, the Director, its or his officers, contractors and agents and any person authorized by the Director, the right of ingress, egress and regress to, from and through the lot and the Green Area and the Green Edged Red Area for the purpose of inspecting, checking and supervising any works to be carried out in compliance with Special Condition No. (2)(a) hereof and the carrying out, inspecting, checking and supervising of the works under Special Condition No. (2)(b) hereof and any other works which the Director may consider necessary in the Green Area and Green Edged Red Area;

(ii) permit the Government and the relevant public utility companies authorized by the Government the right of ingress, egress and regress to, from and through the lot and the Green Area and the Green Edged Red Area as the Government or the relevant public utility companies may require for the purpose of any works to be carried out in, upon or under the Green Area, the Green Edged Red Area or any adjoining land including but not limited to the laying and subsequent maintenance of all pipes, wires, conduits, cable-ducts and other conducting media and ancillary equipment necessary for the provision of telephone, electricity, gas (if any) and other services intended to serve the lot or any adjoining or neighbouring land or premises, and the Purchaser shall co-operate fully with the Government and also with the relevant public utility companies duly authorized by the Government on all matters relating to any of the aforesaid works to be carried out within the Green Area and the Green Edged Red Area; and

(iii) permit the officers of the Water Authority and such other persons as may be authorized by them the right of ingress, egress and regress to, from and through the lot and the Green Area and the Green Edged Red Area as the officers of the Water Authority or such authorized persons may require for the purpose of carrying out any works in relation to the operation, maintenance, repairing, replacement and alteration of any other waterworks installations within the Green Area and the Green Edged Red Area.

(b) The Government, the Director, its or his officers, contractors and agents and any persons or public utility companies authorized under sub-clause (a) of this Special Condition shall have no liability in respect of any loss, damage, nuisance or disturbance whatsoever caused to or suffered by the Purchaser or any other person arising out of or incidental to the exercise of the rights by the Government, the Director, its or his officers, contractors and agents and any persons or public utility companies authorized under sub-clause (a) of this Special Condition."

5. Special Condition No. (32) of the Land Grant stipulates that: -

"(a) Subject to sub-clause (b) of this Special Condition, the lot is granted together with a right for the Purchaser and his servants, visitors, workmen and other persons authorized by the Purchaser in that behalf from time to time and at all times during the term hereby agreed to be granted for all purposes connected with the proper use and enjoyment of the lot to pass and repass on foot or by wheelchair, on, along, over, by and through the area shown coloured brown edged red on the plan annexed hereto (hereinafter referred to as **"the Brown Edged Red Area"**) at such levels as may be approved by the Director.

(b) The Purchaser acknowledges and agrees that:

(i) the right of way over the Brown Edged Red Area referred to in sub-clause (a) of this Special Condition may only be exercised from the date to be specified in a letter from the Director to the Purchaser; and

(ii) the Director shall have the absolute discretion to decide the date from which the Purchaser may exercise the right of way,

and no objection or claim of whatsoever nature shall be made or raised by the Purchaser in respect of or on account of the same.

(c) The Purchaser shall when called upon to do so by the Director, within 78 calendar months from the date of this Agreement (or within such other time limit as may be specified by the Director), at his own expense, in such manner, with such materials and to such standards as the Director shall require or approve, construct a paved way with the associated street furniture, traffic aids, street lighting, sewers, drains and other structures on the Brown Edged Red Area over and along which a right of way referred to in sub-clause (a) of this Special Condition is given with minimum disturbance to the owners of any other lots in the vicinity to whom rights of way over the whole or any portion of the Brown Edged Red Area may have been granted.

(d) As and from the date specified in a letter from the Director referred to in sub-clause (b) of this Special Condition, the Purchaser shall at his own expense uphold, maintain and repair the Brown Edged Red Area and everything forming a portion of or pertaining to it including but not limited to the paved way with the associated street furniture, traffic aids, street lighting, sewers, drains and other structures referred to in sub-clause (c) of this Special Condition, all to be done to the satisfaction of the Director, and the Purchaser shall be responsible for the whole as if he were the absolute owner thereof.

(e) Any alteration to any public road absorbing a portion of the Brown Edged Red Area over and along which a right of way is given or affecting the gradient thereof shall not give rise to any claim whatsoever by the Purchaser who shall at his own expense carry out all consequent alterations to the paved way constructed by him to the satisfaction of the Director.

(f) The grant of the right of way referred to in sub-clause (a) of this Special Condition shall not give the Purchaser the exclusive right over the Brown Edged Red Area. The Government shall have the right to grant rights of way over the Brown Edged Red Area to the owners of any other lots in the vicinity now or at any time in the future, or to take over the whole or any portion of the Brown Edged Red Area for the purposes of a public street without payment of any compensation to the Purchaser or to other owners to whom rights of way over the whole or any portion of the Brown Edged Red Area may have been granted.

(g) In the event of the non-fulfilment of the Purchaser's obligations under sub-clauses (c), (d) and (e) of this Special Condition, the Government may carry out the necessary construction, maintenance and repair works at the cost of the Purchaser who shall pay to the Government on demand a sum equal to the cost thereof, such sum to be determined by the Director whose determination shall be final and binding upon the Purchaser.

(h) Notwithstanding the grant of the right of way referred to in sub-clause (a) of this Special Condition, the Government shall have the full right and power, upon giving to the Purchaser, not less than fourteen days' written notice (save in case of emergency) to lay, install, relay, divert, remove, reprovision, replace, inspect, operate, repair, maintain and renew any Government or other drain, culvert, waterway or watercourse, sewer, nullah, water main, pipe, cable, wire, line, utility service or other works or installations (all together hereinafter referred to as **"the Brown Edged Red Area Services"**) which are now or may hereafter be upon, over, under or adjacent to the Brown Edged Red Area as the Director may in his absolute discretion deem fit, making good any and all damage caused thereby, and the Director, his officers, contractors and any other persons authorized by him, his or their workmen with or without tools, equipment, plant, machinery or motor vehicles shall have the right of free ingress, egress and regress at all times to and from the Brown Edged Red Area for the purposes aforesaid. The Purchaser shall not disturb or allow anybody to disturb the Brown Edged Red Area Services without the prior written approval from the Director. Save in respect of making good any and all damage caused by any exercise of the aforesaid rights and powers, the Government, the Director, his officers, contractors and any other persons authorized by the Director, his or their workmen shall have no liability in respect of any loss, damage, nuisance or disturbance whatsoever caused to or suffered by the Purchaser arising out of or incidental to the exercise of the rights conferred under this sub-clause (h), and no claim nor objection whatsoever shall be made against him or them by the Purchaser.

(i) Notwithstanding anything contained in this Special Condition, the Purchaser agrees and acknowledges that the Director shall, at any time and at his absolute discretion, have the right to terminate the grant of the right of way referred to in sub-clause (a) of this Special Condition and the Government and the Director shall have no liability in respect of any loss, damage, nuisance or disturbance whatsoever caused to or suffered by the Purchaser or any other persons arising out of or incidental to the termination of the grant of the right of way pursuant to this sub-clause (i), and no claim nor objection whatsoever shall be made against the Government or the Director by the Purchaser or any other persons. Upon termination of the grant of the right of way pursuant to this sub-clause (i), the obligations of the Purchaser under sub-clauses (c), (d) and (e) of this Special Condition shall absolutely determine, but such determination shall be without prejudice to any rights or remedies of the Government in respect of any antecedent breach, non-performance or non-observance of sub-clauses (c), (d) and (e) of this Special Condition."

6. Special Condition No. (39) of the Land Grant stipulates that: -

"The Purchaser shall take or cause to be taken all proper and adequate care, skill and precautions at all times, and particularly when carrying out construction, maintenance, renewal or repair work (hereinafter referred to as **"the Works"**), to avoid causing any damage, disturbance or obstruction to any Government or other existing drain, waterway or watercourse, water main, road, footpath, street furniture, sewer, nullah, pipe, cable, wire, utility service or any other works or installations being or running upon, over, under or adjacent to the lot, the Green Area, the Green Edged Red Area, the Green Hatched Black Area, the Brown Edged Red Area or any part of any of them (hereinafter collectively referred to as **"the Services"**). The Purchaser shall prior to carrying out any of the Works make or cause to be made such proper search and enquiry as may be necessary to ascertain the present position and levels of the Services, and shall submit his proposals for dealing with any of the Services which may be affected by the Works in writing to the Director for his approval in all respects and shall not carry out any work whatsoever until the Director shall have given his written approval to the Works and to such aforesaid proposals. The Purchaser shall comply with and at his own expense meet any requirements which may be imposed by the Director in respect of the Services in granting the aforesaid approval, including the cost of any necessary diversion, relaying or reinstatement. The Purchaser shall at his own expense in all respects repair, make good and reinstate to the satisfaction of the Director any damage, disturbance or obstruction caused to the lot, the Green Area, the Green Edged Red Area, the Green Hatched Black Area, the Brown Edged Red Area or any part of any of them or any of the Services in any manner arising out of the Works (except for nullah, sewer, storm-water drain or water main, the making good of which shall be carried out by the Director, unless the Director elects otherwise, and the Purchaser shall pay to the Government on demand the cost

of such works). If the Purchaser fails to carry out any such necessary diversion, relaying, repairing, making good and reinstatement of the lot, the Green Area, the Green Edged Red Area, the Green Hatched Black Area, the Brown Edged Red Area or any part of any of them or of any of the Services to the satisfaction of the Director, the Director may carry out any such diversion, relaying, repairing, making good or reinstatement as he considers necessary and the Purchaser shall pay to the Government on demand the cost of such works."

H. Provisions of every deed of mutual covenant in respect of the residential property that concern those facilities and open spaces, and those parts of the land mentioned in sections A, B, C and D in this section

1. Clause 1.1 in Section I of the Principal Deed of Mutual Covenant Incorporating Management Agreement (**"the DMC"**) stipulates that: -

"1.1 In this Deed the following expressions shall have the following meanings except where the context otherwise permits or requires: -
….

"Brown Edged Red Area"
means "the Brown Edged Red Area" as referred to in Special Condition No.(32)(a) of the Government Grant and shown coloured Brown Edged Red on the plan annexed to the Government Grant;

"Green Area"
means the future public roads referred to and defined as "the Green Area" and "the Green Edged Red Area" under Special Condition No.(2)(a)(i)(I) of the Government Grant and shown coloured green and green edged red respectively on the plan annexed to the Government Grant;

"Green Area Structures"
means the bridges, tunnels, over-passes, under-passes, culverts, viaducts, flyovers, pavements, roads or such other structures as the Director of Lands in his sole discretion may require referred to and defined as "the Structures" under Special Condition No.(2)(a)(i)(II) of the Government Grant;

"Green Edged Red Area Passageway Structures"
means (if any) the vehicular and pedestrian passageway existing within the Green Edged Red Area with structures, surfaces, gullies, sewers, drains, fire hydrants, services, street lights, traffic signs, street furniture, road markings and plant constructed, installed and provided thereon referred to and defined as "the Green Edged Red Area Passageway Structures" under Special Condition No.(3)(b)(ii) of the Government Grant;

"Green Hatched Black Area"
means the area referred to and defined as "the Green Hatched Black Area" under Special Condition No.(37)(a) of the Government Grant and shown coloured Green Hatched Black on the plan annexed to the Government Grant;
…"

2. Clause 4.6(o) in Section IV of the DMC stipulates that: -

"4.6 The annual budget shall cover the Management Expenses for the Common Areas and Facilities, the Green Area, the Green Area Structures, the Green Edged Red Area Passageway Structures, the Green Hatched Black Area and the Brown Edged Red Area including without limiting the generality of the foregoing: -
…
(o) the cost of inspecting, repairing, maintaining and managing the Green Area, the Green Area Structures, the Green Edged Red Area Passageway Structures, the Green Hatched Black Area and the Brown Edged Red Area under this Deed and/or pursuant to the Government Grant."

3. Clause 4.7(a) in Section IV of the DMC stipulates that: -

"4.7 The Manager shall prepare the annual budget showing the total management expenditure of the Development for the ensuing year, which shall be divided into the following parts: -

(a) The first part shall cover all expenditure which in the opinion of the Manager (whose decision shall be conclusive save for manifest error) is to be expended for the benefit of all Owners or required for the proper management and maintenance of the Land, the Development, the Estate Common Areas and Facilities, the Slope Structures, the Greenery Area, the Green Area, the Green Area Structures, the Green Edged Red Area Passageway Structures, the Green Hatched Black Area and the Brown Edged Red Area."

4. Clause 5.1(fff) in Section V of the DMC stipulates that: -

"5.1 Subject to the provisions of the Building Management Ordinance, the Government Grant, this Deed and any Sub-Deed(s), the management of the Land and the Development shall be undertaken by the Manager for an initial period of two (2) years from the date of this Deed and shall continue until terminated as provided under Clause 4.1 of this Deed and each Owner hereby irrevocably APPOINTS the Manager as agent for all Owners in respect of any matter concerning the Common Areas and Facilities duly authorised in accordance with the provisions of this Deed and any Sub-Deed(s) and subject to provisions of the Building Management Ordinance, the Manager has the authority to act for and on behalf of all Owners in accordance with the provisions of this Deed and any Sub-Deed(s). In addition to the other powers expressly provided in this Deed and any Sub-Deed(s), the Manager shall have authority to do all such acts and things as may be necessary or expedient for or in connection with the management of the Land and the Development including in particular but without in any way limiting the generality of the foregoing: -
…
(fff) To repair, maintain, upkeep, improve, control and operate the Recreational Areas and Facilities, the Green Area, the Green Area Structures, the Green Edged Red Area Passageway Structures, the Green Hatched Black Area and the Brown Edged Red Area, the horizontal greening and the vertical greening, and to landscape, plant with trees and shrubs, flowers, bushes, grass and other vegetation on any part or parts of the Common Areas and Facilities as the Manager shall deem appropriate and maintain the same."

5. Clause 5.2(l) in Section V of the DMCstipulates that: -

"5.2 Without limiting the generality of the other express powers of the Manager herein contained, the Manager shall have power: -
…
(l) To maintain, manage and repair the Greenery Area, the horizontal greening, the vertical greening, the Green Area, the Green Area Structures, the Green Edged Red Area Passageway Structures, the Green Hatched Black Area and the Brown Edged Red Area in accordance with the Government Grant, this Deed and any Sub-Deed(s)."

6. Clause 10.13 in Section X of the DMC stipulates that: -

"10.13 Green Area, Green Area Structures and Green Edged Red Area Passageway Structures

Notwithstanding anything herein contained and until such time as possession of the Green Area shall be redelivered or deemed to have been redelivered to the Government in accordance with the Government Grant, the Manager shall be responsible for the maintenance of the Green Area, the Green Area Structures, the Green Edged Red Area Passageway Structures and all structures, surfaces, gullies, sewers, drains, fire hydrants, services, street lights, traffic signs, street furniture, road markings and plant constructed, installed and provided thereon or therein in accordance with Special Condition Nos. (2)(a)(iii), (2)(a)(iv) and (3)(e)(ii) of the Government Grant and the Owners

shall be responsible for the costs and expenses for the maintenance and repair of the Green Area, the Green Area Structures, the Green Edged Red Area Passageway Structures and other structures thereon or therein as if they were part of the Common Areas and Facilities."

7. Clause 10.14 in Section X of the DMC stipulates that: -

"10.14 Brown Edged Red Area

(a) The Manager shall uphold, maintain and repair the Brown Edged Red Area and everything forming a portion of or pertaining to it including but not limited to the paved way with the associated street furniture, traffic aids, street lighting, sewers, drains and other structures constructed thereon, all to be done to the satisfaction of the Director of Lands in accordance with Special Condition No.(32)(d) of the Government Grant and the Owners shall be responsible for the whole as if they were the absolute owner thereof.
(b) The Owners shall not disturb or allow anybody to disturb the "Brown Edged Red Area Services" (as referred to and defined in Special Condition No. (32)(h) of the Government Grant) which are or may be upon, over, under or adjacent to the Brown Edged Red Area without the prior written approval from the Director of Lands."

8. Clause 10.15 in Section X of the DMC stipulates that: -

"10.15 Green Hatched Black Area

Notwithstanding anything herein contained and until such time as the obligations and rights of the Owners under Special Condition Nos. (37)(a) and (37)(b) of the Government Grant shall be determined in accordance with Special Condition No. (37)(c) of the Government Grant, the Manager shall be responsible for the maintenance of the Green Hatched Black Area including all land, slope treatment works, earth-retaining structures, drainage and any other works therein and thereon in accordance with Special Condition Nos. (37)(a) and (37)(b) of the Government Grant and the Owners shall be responsible for the costs and expenses for the maintenance and repair of the Green Hatched Black Area and other structures thereon or therein as if they were part of the Common Areas and Facilities."

Note:
Unless otherwise defined in this sales brochure, the capitalized terms used in Sections G and H in this Information on Public Facilities and Public Open Spaces shall have the same meaning of such terms in the Land Grant and the DMC respectively.

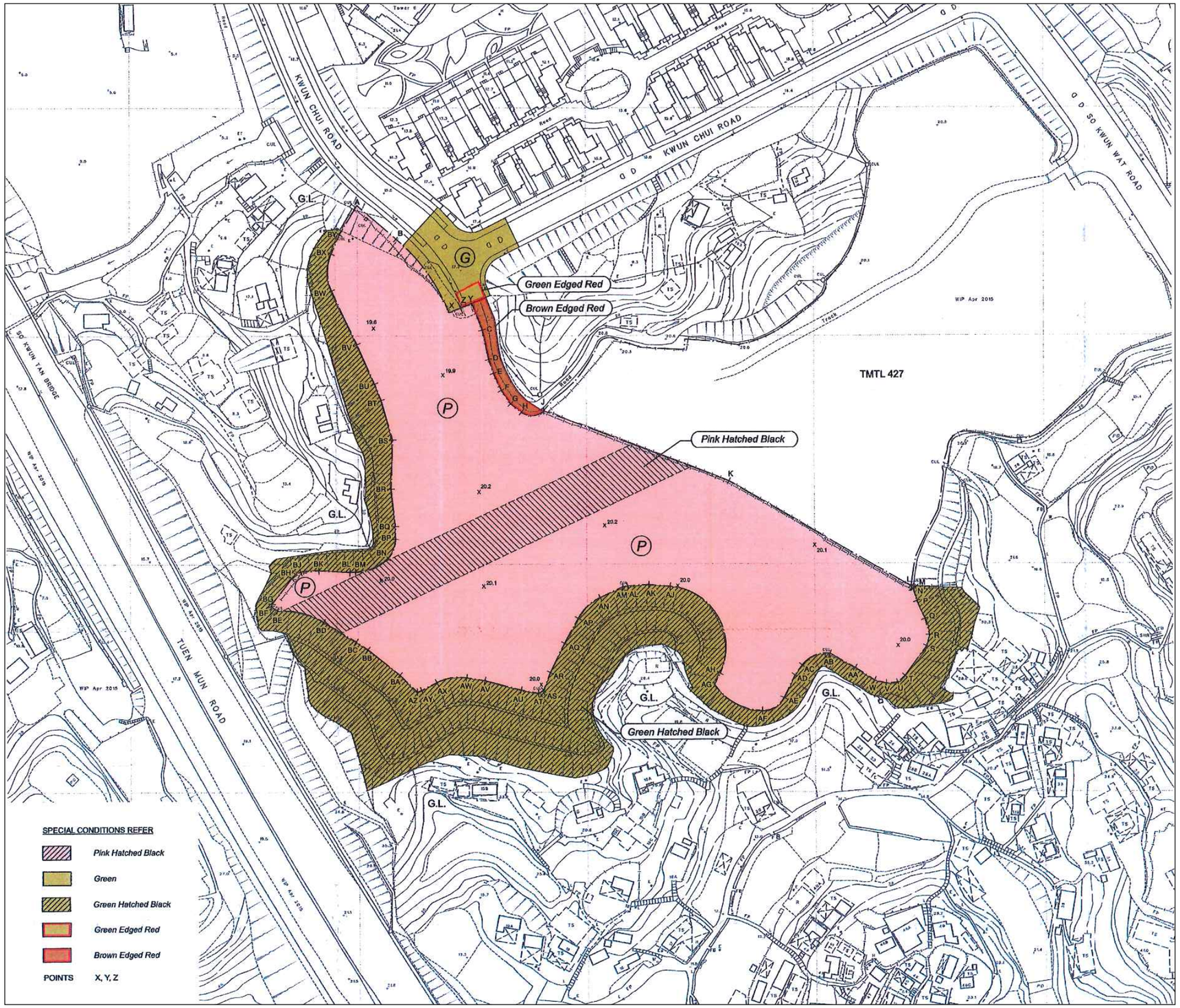

圖例
Legend

- 粉紅色加黑色斜線 Pink Hatched Black
- 綠色 Green
- 綠色加黑色斜線 Green Hatched Black
- 綠色加紅色邊綫 Green Edged Red
- 棕色加紅色邊綫 Brown Edged Red
- POINTS X, Y, Z 點 Points X, Y,Z

17 對買方的警告
WARNING TO PURCHASERS

1. 現建議買方聘用一間獨立的律師事務所(代表擁有人行事者除外)，以在交易中代表買方行事。

2. 如買方聘用上述的獨立的律師事務所，以在交易中代表買方行事，該律師事務所將會能夠向買方提供獨立意見。

3. 如買方聘用代表擁有人行事的律師事務所同時代表買方行事，而擁有人與買方之間出現利益衝突－

   (i) 該律師事務所可能不能夠保障買方的利益；及

   (ii) 買方可能要聘用一間獨立的律師事務所。

4. 如屬第3(ii)段的情況，買方須支付的律師費用總數，可能高於如買方自一開始即聘用一間獨立的律師事務所須支付的費用。

1. The purchaser is recommended to instruct a separate firm of solicitors (other than that acting for the owner) to act for the purchaser in relation to the transaction.

2. If the purchaser instructs such separate firm of solicitors to act for the purchaser in relation to the transaction, that firm will be able to give independent advice to the purchaser.

3. If the purchaser instructs the firm of solicitors acting for the owner to act for the purchaser as well, and if a conflict of interest arises between the owner and the purchaser -

   (i) that firm may not be able to protect the purchaser's interests; and

   (ii) the purchaser may have to instruct a separate firm of solicitors.

4. In the case of paragraph 3 (ii), the total solicitors' fees payable by the purchaser may be higher than the fees that would have been payable if the purchaser had instructed a separate firm of solicitors in the first place.

18 期數中的建築物的橫截面圖
CROSS-SECTION PLAN OF BUILDING IN THE PHASE

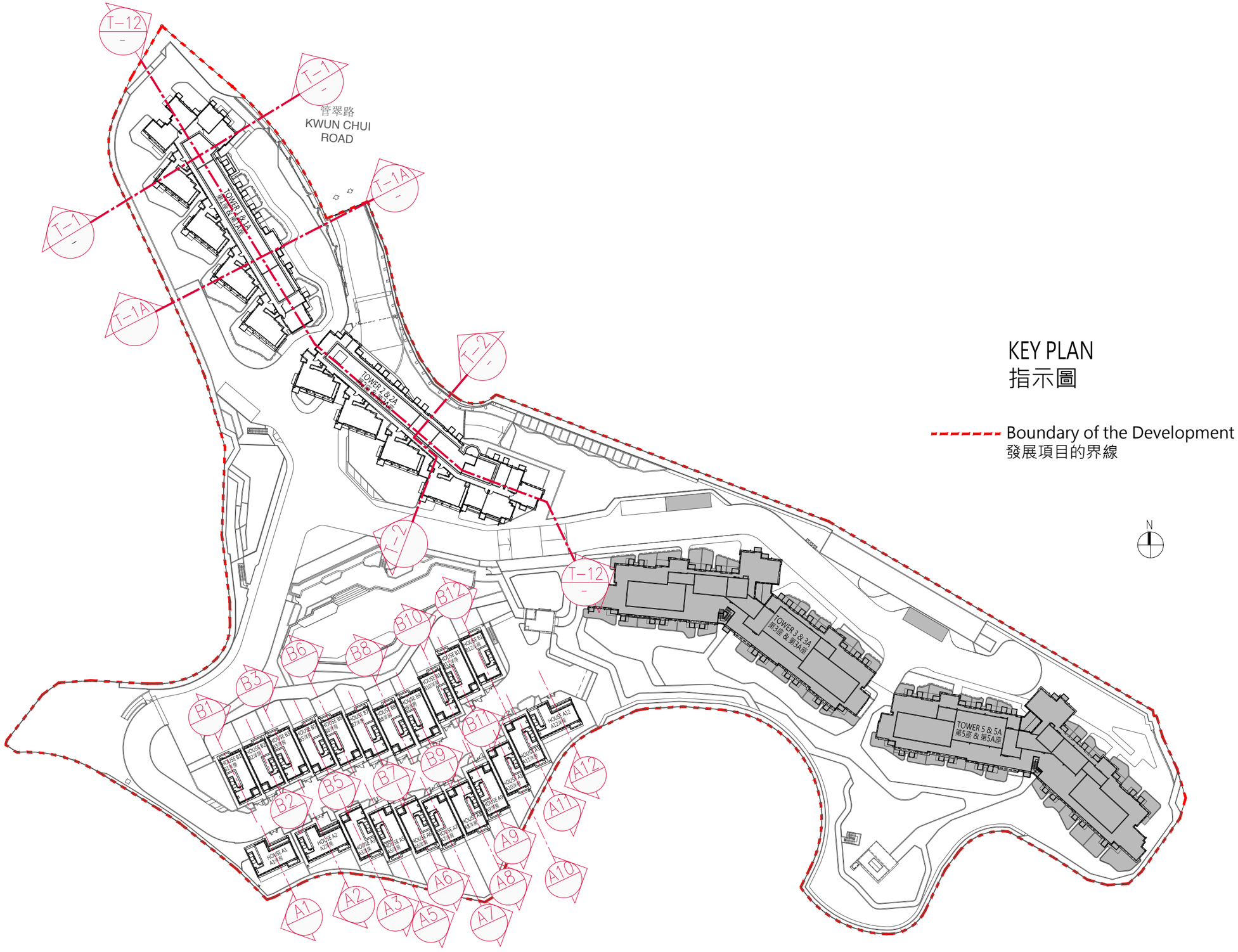

18 期數中的建築物的橫截面圖
CROSS-SECTION PLAN OF BUILDING IN THE PHASE

橫截面圖 1-1
Corss-section plan 1-1

第1座
TOWER 1



毗鄰建築物的一段管翠路, 為香港主水平基準以上16.55至17.75米。
The part of Kwun Chui Road adjacent to the building is 16.55 to 17.75 metres above Hong Kong Principal Datum.

▽ 代表香港主水平基準以上高度(米)。
Height in metre above Hong Kong Principal Datum (mPD).

紅色虛線為該建築物最低住宅樓層水平。
Red dotted line denotes the lowest residential floor.

橫截面圖 1A-1A
Corss-section plan 1A-1A

第1A座
TOWER 1A

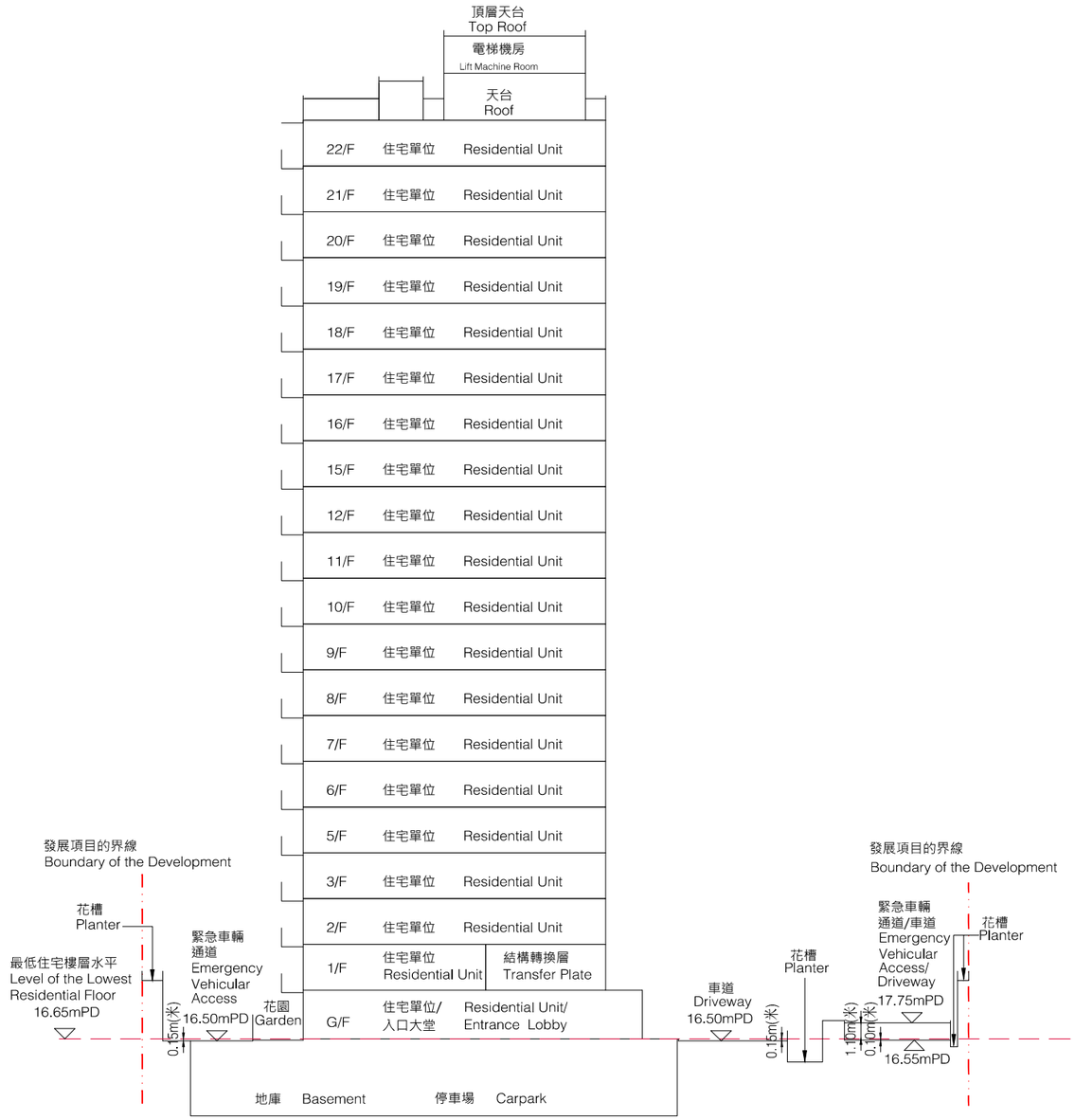

毗鄰建築物的一段緊急車輛通道/車道, 為香港主水平基準以上16.50米。
The part of Emergency Vehicular Access/ Driveway adjacent to the building is 16.50 metres above Hong Kong Principal Datum.

毗鄰建築物的一段緊急車輛通道/車道, 為香港主水平基準以上16.55至17.75米。
The part of Emergency Vehicular Access/ Driveway adjacent to the building is 16.55 to 17.75 metres above Hong Kong Principal Datum.

▽ 代表香港主水平基準以上高度(米)。
Height in metre above Hong Kong Principal Datum (mPD).

紅色虛線為該建築物最低住宅樓層水平。
Red dotted line denotes the lowest residential floor.

橫截面圖 2-2
Corss-section plan 2-2

第2座與第2A座
TOWER 2 & 2A

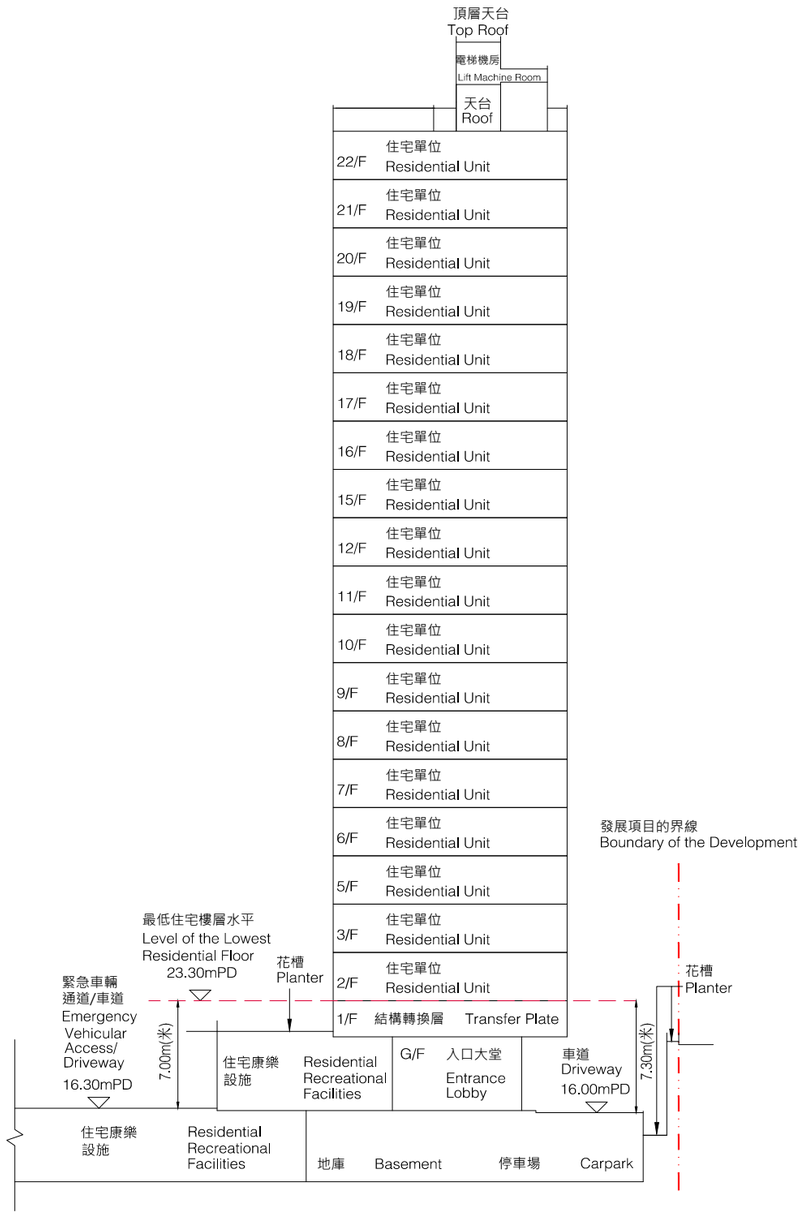

毗鄰建築物的一段緊急車輛通道/車道, 為香港主水平基準以上16.30米。
The part of Emergency Vehicular Access/ Driveway adjacent to the building is 16.30 metres above Hong Kong Principal Datum.

毗鄰建築物的一段車道, 為香港主水平基準以上16.00米。
The part of Driveway adjacent to the building is 16.30 metres above Hong Kong Principal Datum.

▽ 代表香港主水平基準以上高度(米)。
Height in metre above Hong Kong Principal Datum (mPD).

紅色虛線為該建築物最低住宅樓層水平。
Red dotted line denotes the lowest residential floor.

橫截面圖 12-12
Corss-section plan 12-12

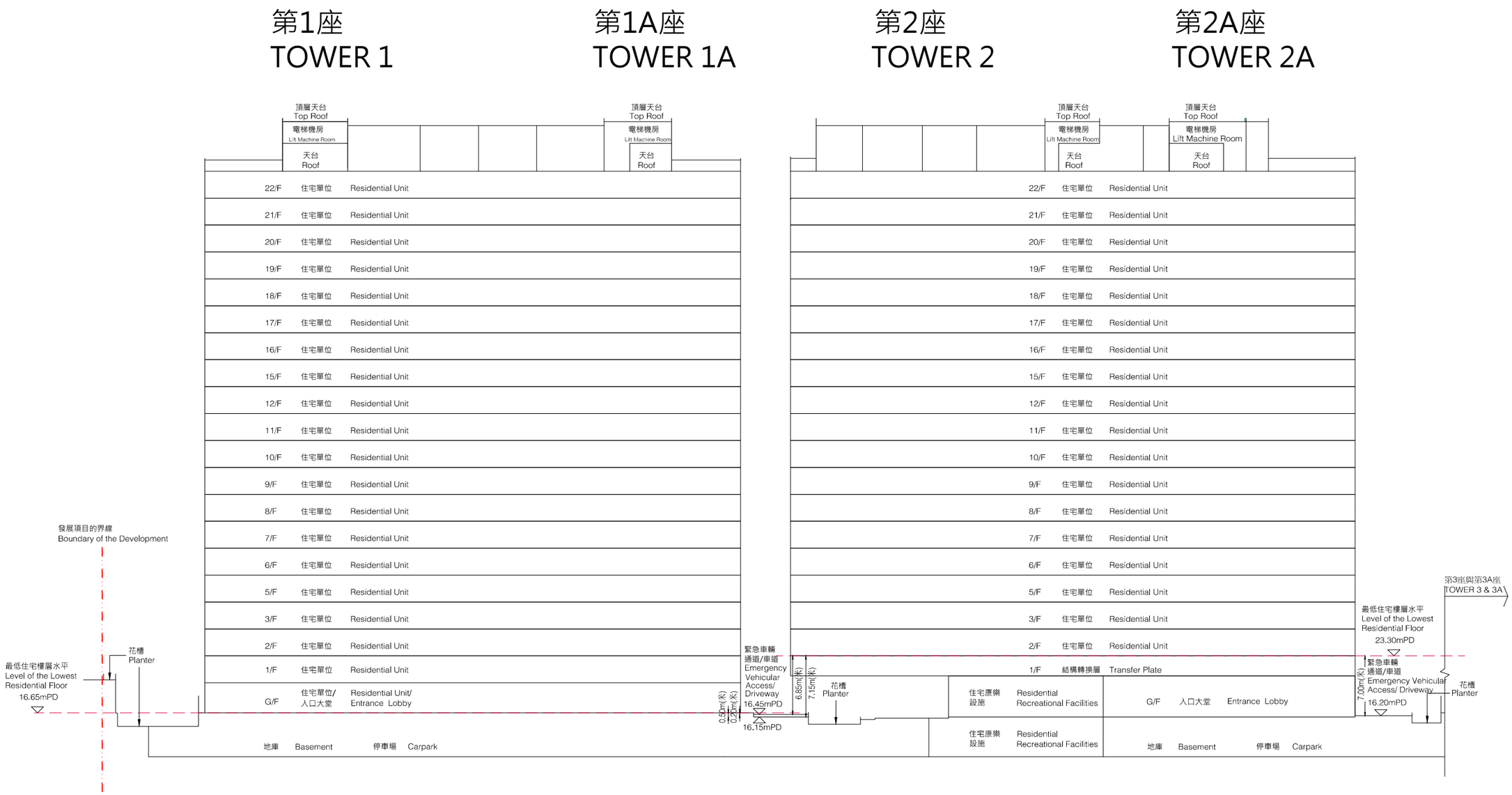

毗鄰建築物的一段緊急車輛通道/車道, 為香港主水平基準以上16.15至16.45米。
The part of Emergency Vehicular Access/ Driveway adjacent to the building is 16.15 to 16.45 metres above Hong Kong Principal Datum.

毗鄰建築物的一段緊急車輛通道/車道, 為香港主水平基準以上16.20米。
The part of Emergency Vehicular Access/ Driveway adjacent to the building is 16.20 metres above Hong Kong Principal Datum.

▽ 代表香港主水平基準以上高度(米)。
Height in metre above Hong Kong Principal Datum (mPD).

紅色虛線為該建築物最低住宅樓層水平。

18 期數中的建築物的橫截面圖
CROSS-SECTION PLAN OF BUILDING IN THE PHASE

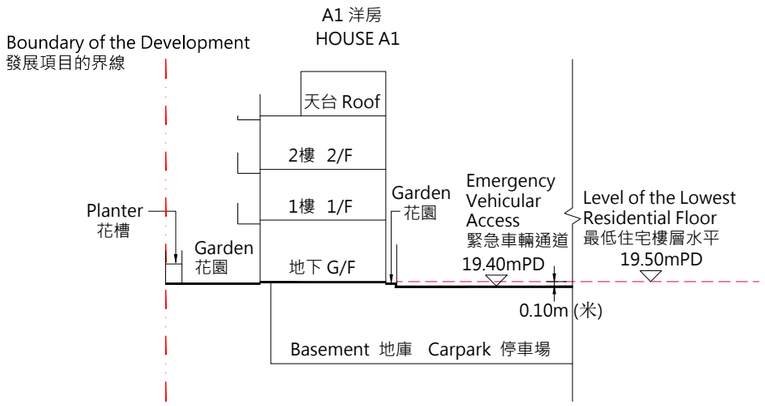

Cross-section Plan A1
橫截面圖 A1

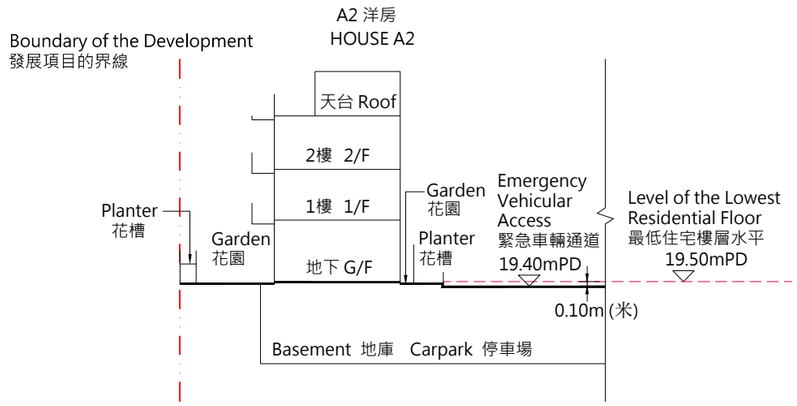

Cross-section Plan A2
橫截面圖 A2

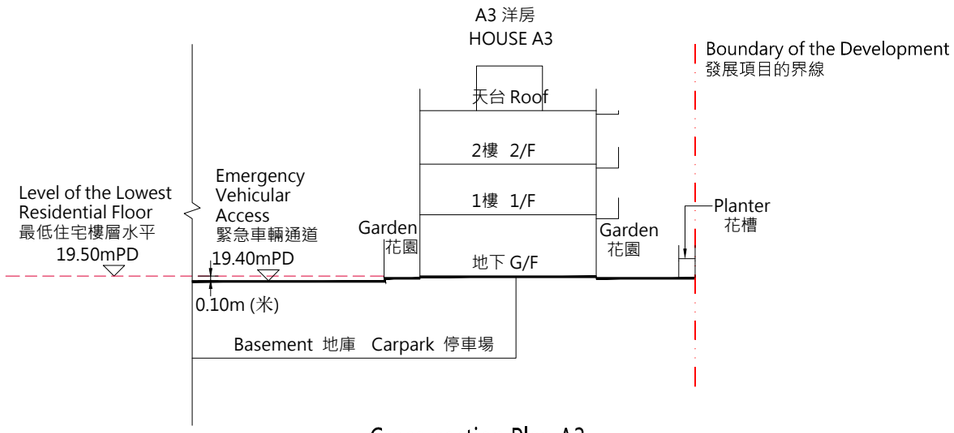

Cross-section Plan A3
橫截面圖 A3

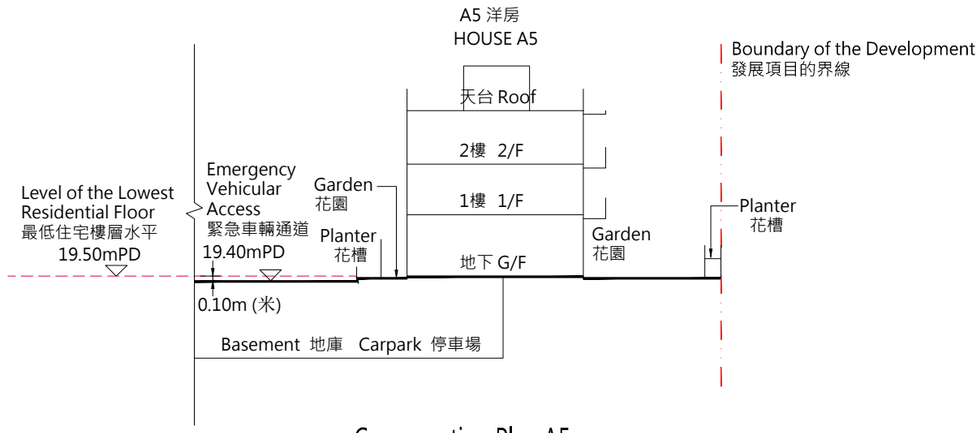

Cross-section Plan A5
橫截面圖 A5

毗鄰建築物的一段緊急車輛通道/ 車道, 為香港主水平基準19.40米以上的水平。
The part of Emergency Vehicular Access/ Driveway to the building is 19.40 metres above Hong Kong Principal Datum.

▽ 代表香港主水平基準以上高度(米)。
Height in metre above Hong Kong Principal Datum (mPD).

紅色虛線為該建築物最低住宅樓層水平。
Red dotted line denotes the lowest residential floor.

18 期數中的建築物的橫截面圖
CROSS-SECTION PLAN OF BUILDING IN THE PHASE

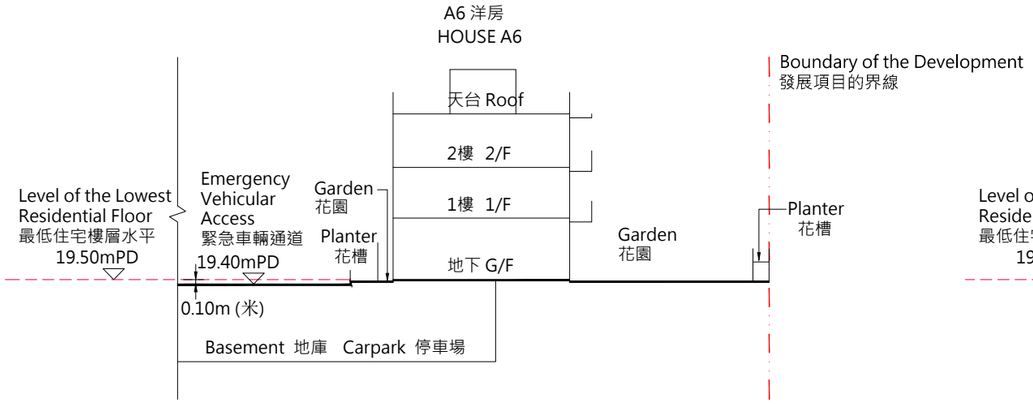

Cross-section Plan A6
橫截面圖 A6

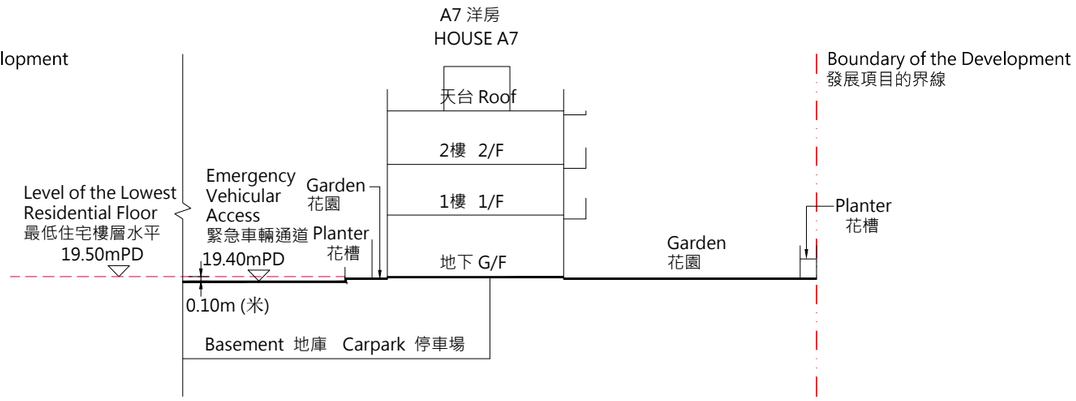

Cross-section Plan A7
橫截面圖 A7

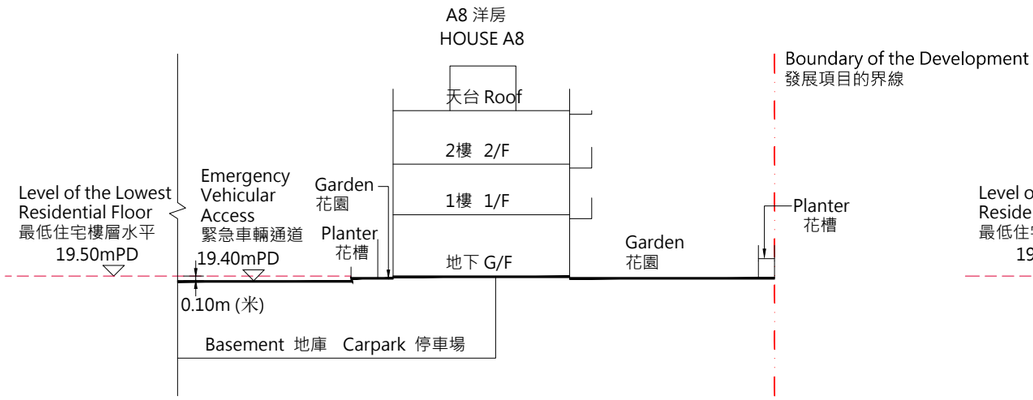

Cross-section Plan A8
橫截面圖 A8

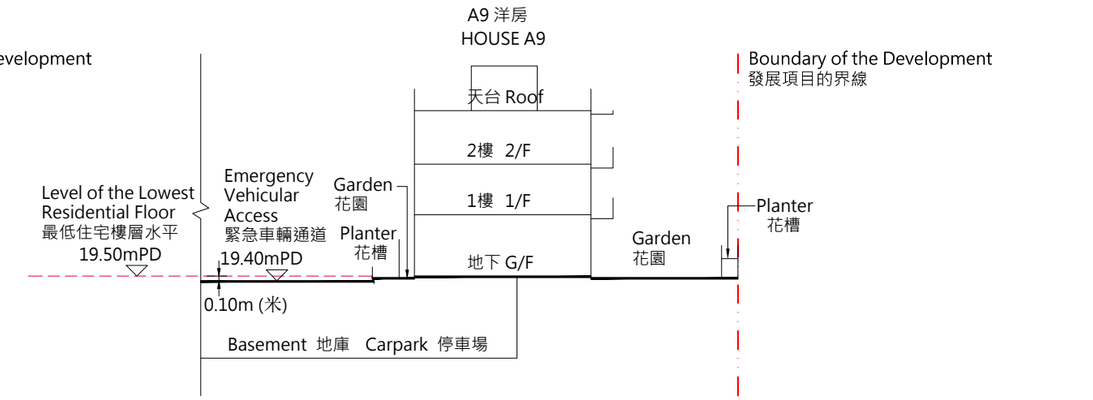

Cross-section Plan A9
橫截面圖 A9

毗鄰建築物的一段緊急車輛通道/ 車道, 為香港主水平基準19.40米以上的水平。
The part of Emergency Vehicular Access/ Driveway to the building is 19.40 metres above Hong Kong Principal Datum.

▽ 代表香港主水平基準以上高度(米)。
Height in metre above Hong Kong Principal Datum (mPD).

紅色虛線為該建築物最低住宅樓層水平。
Red dotted line denotes the lowest residential floor.

18 期數中的建築物的橫截面圖
CROSS-SECTION PLAN OF BUILDING IN THE PHASE

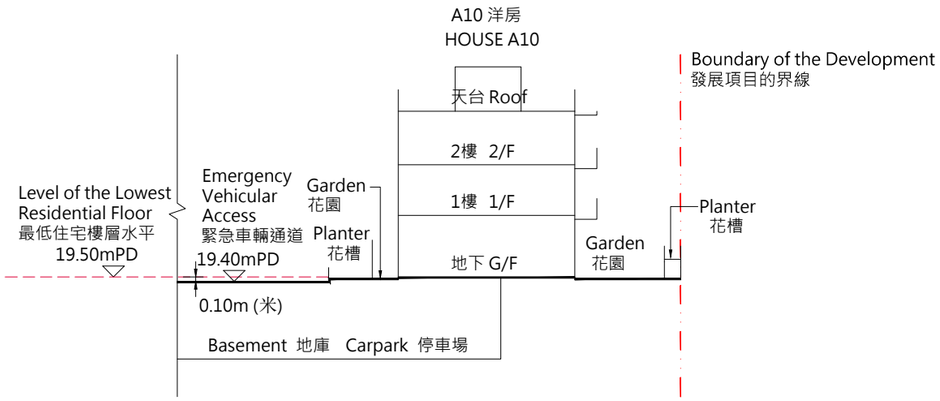

Cross-section Plan A10
橫截面圖 A10

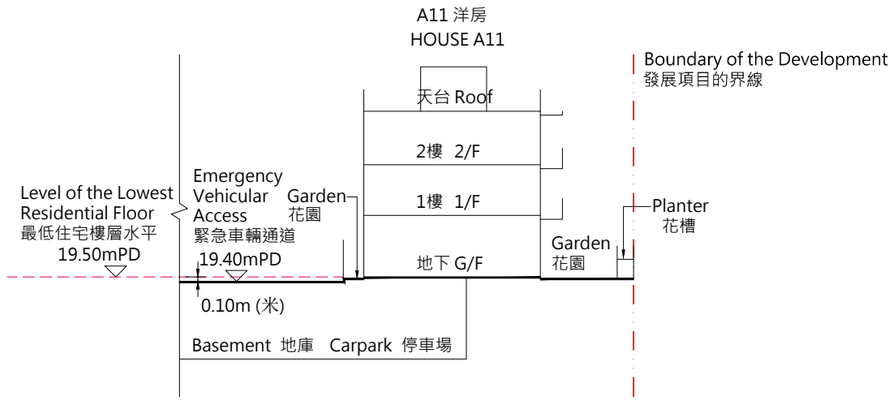

Cross-section Plan A11
橫截面圖 A11

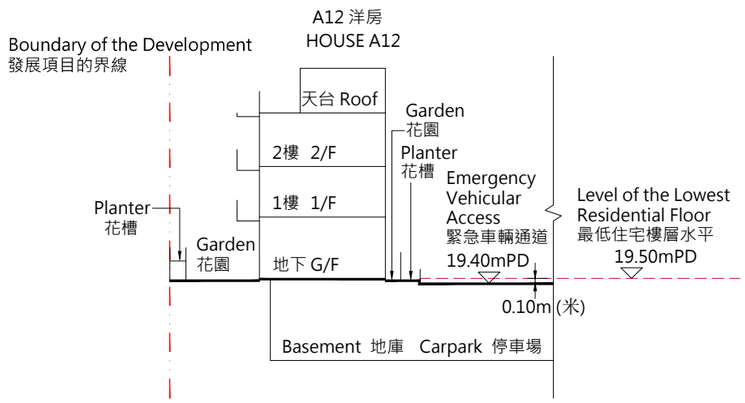

Cross-section Plan A12
橫截面圖 A12

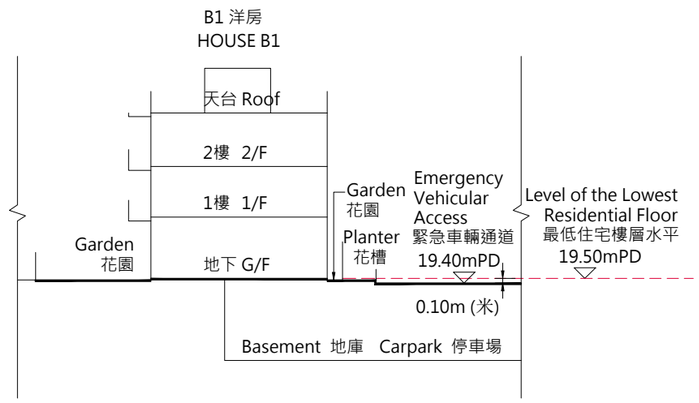

Cross-section Plan B1
橫截面圖 B1

毗鄰建築物的一段緊急車輛通道/ 車道, 為香港主水平基準19.40米以上的水平。
The part of Emergency Vehicular Access/ Driveway to the building is 19.40 metres above Hong Kong Principal Datum.

▽ 代表香港主水平基準以上高度(米)。
Height in metre above Hong Kong Principal Datum (mPD).

紅色虛線為該建築物最低住宅樓層水平。
Red dotted line denotes the lowest residential floor.

18 期數中的建築物的橫截面圖
CROSS-SECTION PLAN OF BUILDING IN THE PHASE

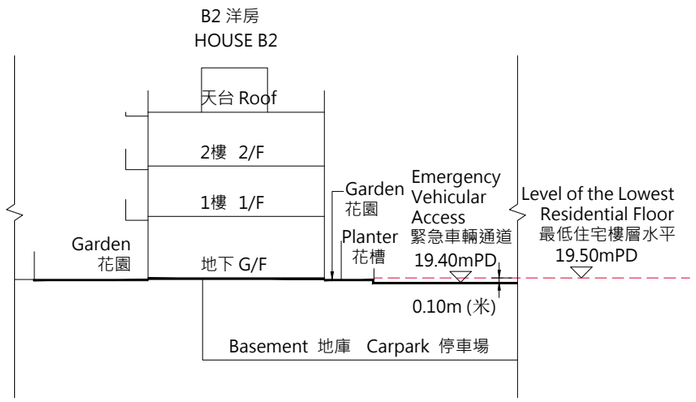

Cross-section Plan B2
橫截面圖 B2

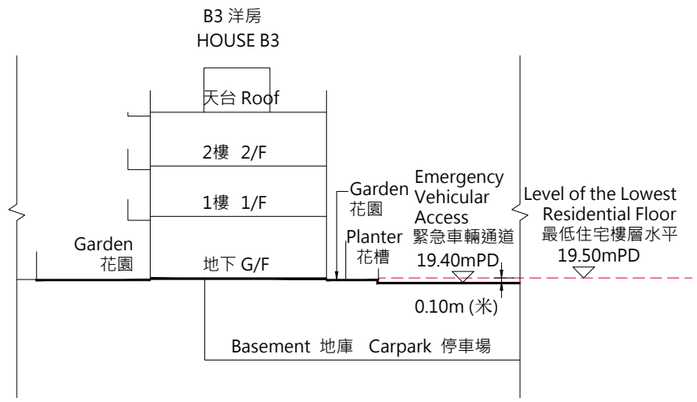

Cross-section Plan B3
橫截面圖 B3

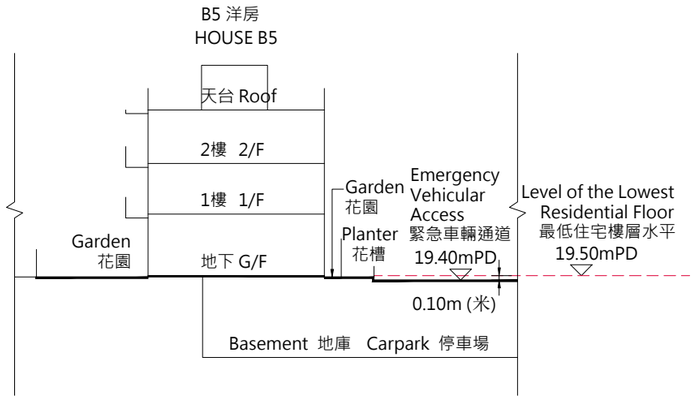

Cross-section Plan B5
橫截面圖 B5

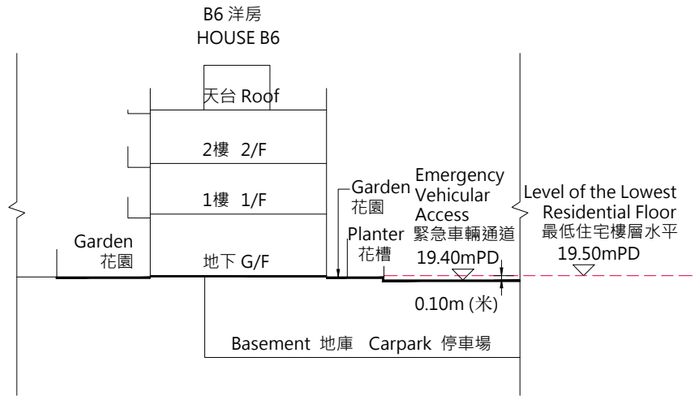

Cross-section Plan B6
橫截面圖 B6

毗鄰建築物的一段緊急車輛通道/ 車道, 為香港主水平基準19.40米以上的水平。
The part of Emergency Vehicular Access/ Driveway to the building is 19.40 metres above Hong Kong Principal Datum.

▽ 代表香港主水平基準以上高度(米)。
Height in metre above Hong Kong Principal Datum (mPD).

紅色虛線為該建築物最低住宅樓層水平。
Red dotted line denotes the lowest residential floor.

18 期數中的建築物的橫截面圖
CROSS-SECTION PLAN OF BUILDING IN THE PHASE

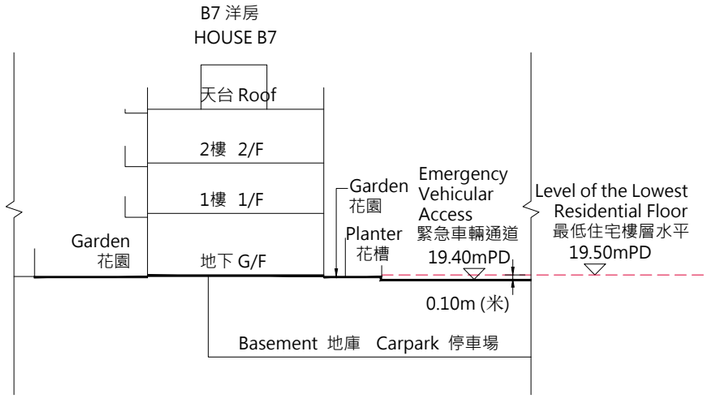

Cross-section Plan B7
橫截面圖 B7

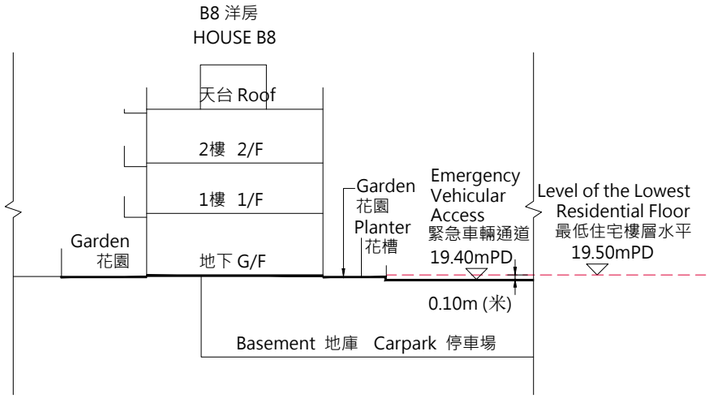

Cross-section Plan B8
橫截面圖 B8

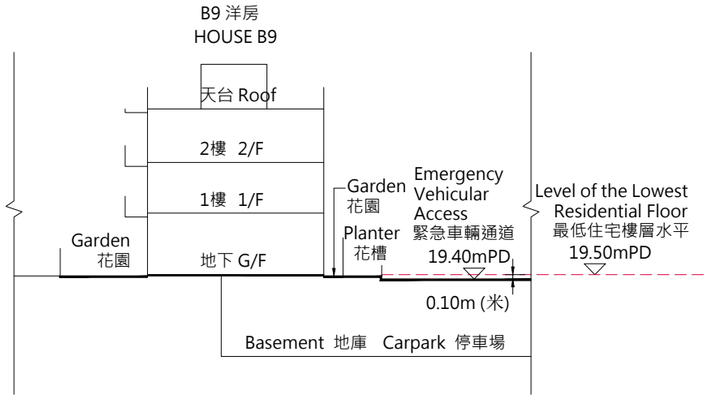

Cross-section Plan B9
橫截面圖 B9

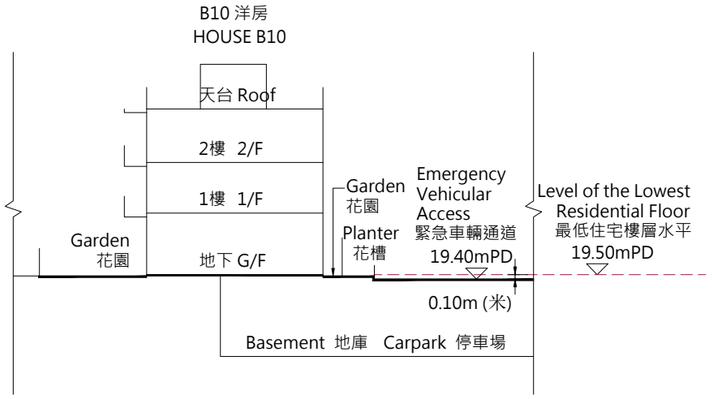

Cross-section Plan B10
橫截面圖 B10

毗鄰建築物的一段緊急車輛通道/ 車道, 為香港主水平基準19.40米以上的水平。
The part of Emergency Vehicular Access/ Driveway to the building is 19.40 metres above Hong Kong Principal Datum.

▽ 代表香港主水平基準以上高度(米)。
Height in metre above Hong Kong Principal Datum (mPD).

- - - - 紅色虛線為該建築物最低住宅樓層水平。
Red dotted line denotes the lowest residential floor.

18 期數中的建築物的橫截面圖
CROSS-SECTION PLAN OF BUILDING IN THE PHASE

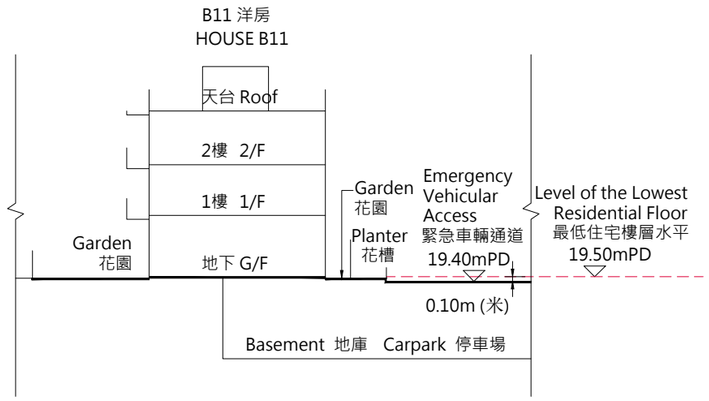

Cross-section Plan B11
橫截面圖 B11

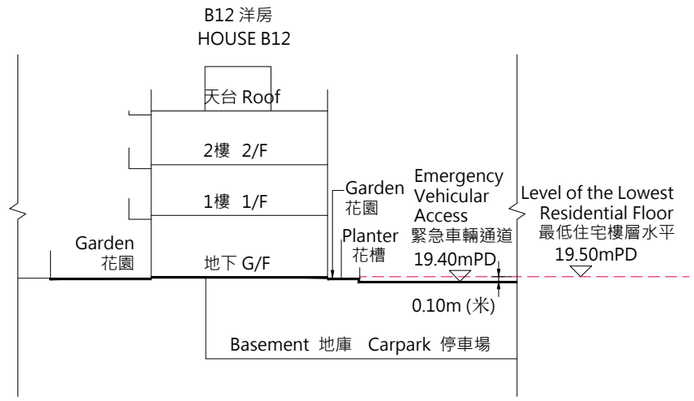

Cross-section Plan B12
橫截面圖 B12

毗鄰建築物的一段緊急車輛通道/ 車道, 為香港主水平基準19.40米以上的水平。
The part of Emergency Vehicular Access/ Driveway to the building is 19.40 metres above Hong Kong Principal Datum.

▽ 代表香港主水平基準以上高度(米)。
Height in metre above Hong Kong Principal Datum (mPD).

– – – – 紅色虛線為該建築物最低住宅樓層水平。
Red dotted line denotes the lowest residential floor.

19 立面圖
ELEVATION PLAN

期數的認可人士證明本圖顯示的立面:
(a) 以2020年10月16日的情況為準的期數的經批准的建築圖則為基礎擬備；及
(b) 大致上與期數的外觀一致。

Authorized Person for the Phase certified that the elevations shown on this plan:
(a) are prepared on the basis of the approved building plans for the Phase as of 16th October 2020; and
(b) are in general accordance with the outward appearance of the Phase.

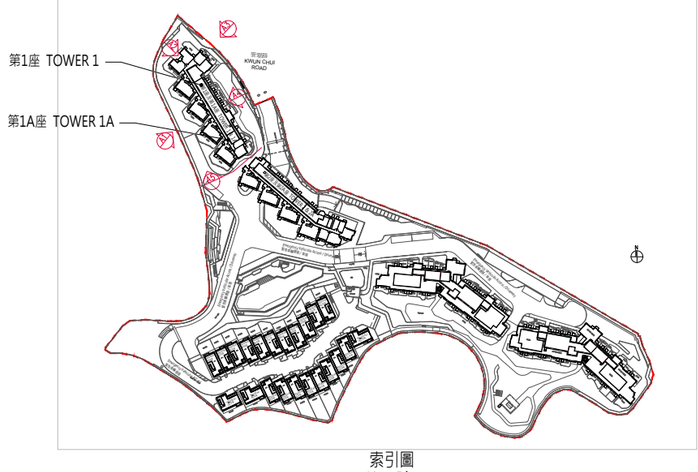

索引圖
Key Plan

第 1 座
Tower 1



立面圖 A1
Elevation Plan A1

第 1A 座
Tower 1A



立面圖 A2
Elevation Plan A2

第 1 座
Tower 1



立面圖 A3
Elevation Plan A3

第 1 座
Tower 1

第 1A 座
Tower 1A



立面圖 A4
Elevation Plan A4

第 1A 座
Tower 1A

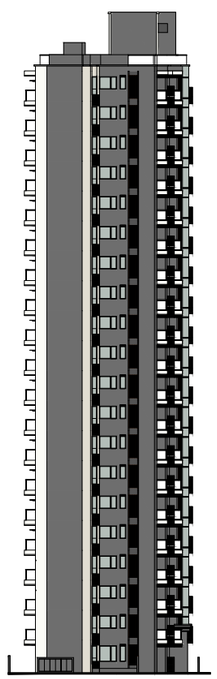

立面圖 A5
Elevation Plan A5

19 立面圖
ELEVATION PLAN

期數的認可人士證明本圖顯示的立面:
(a) 以2020年10月16日的情況為準的期數的經批准的建築圖則為基礎擬備；及
(b) 大致上與期數的外觀一致。

Authorized Person for the Phase certified that the elevations shown on this plan:
(a) are prepared on the basis of the approved building plans for the Phase as of 16th October 2020; and
(b) are in general accordance with the outward appearance of the Phase.

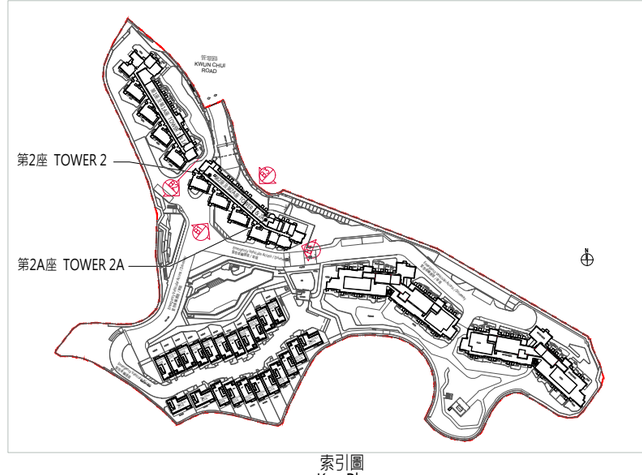

索引圖
Key Plan

第 2 座
Tower 2



立面圖 B1
Elevation Plan B1

第 2A 座
Tower 2A

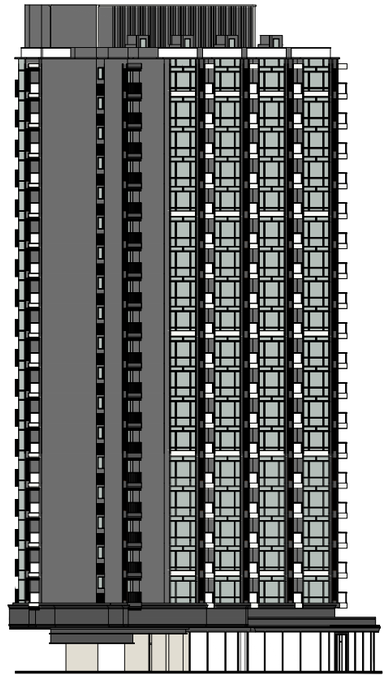

立面圖 B2
Elevation Plan B2

第 2 座
Tower 2

第 2A 座
Tower 2A



立面圖 B3
Elevation Plan B3

第 2 座
Tower 2

第 2A 座
Tower 2A

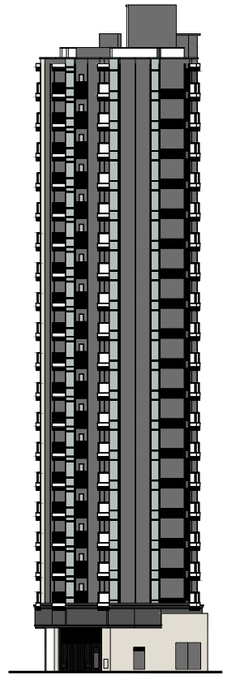

立面圖 B4
Elevation Plan B4

19 立面圖
ELEVATION PLAN

期數的認可人士證明本圖顯示的立面:
(a) 以2020年10月16日的情況為準的期數的經批准的建築圖則為基礎擬備；及
(b) 大致上與期數的外觀一致。

Authorized Person for the Phase certified that the elevations shown on this plan:
(a) are prepared on the basis of the approved building plans for the Phase as of 16th October 2020; and
(b) are in general accordance with the outward appearance of the Phase.

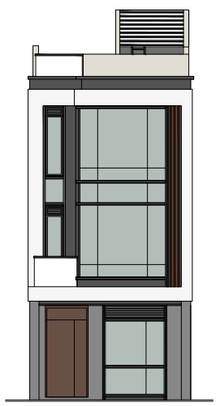

立面圖 A（適用於 B2，B5，B7，B8，B10，B12，A5，A7 和 A9 洋房）
Elevation Plan A (For Houses B2, B5, B7, B8, B10, B12, A5, A7 & A9)

立面圖 B（適用於 B2，B5，B7，B8，B10，B12，A5，A7 和 A9 洋房）
Elevation Plan B (For Houses B2, B5, B7, B8, B10, B12, A5, A7 & A9)

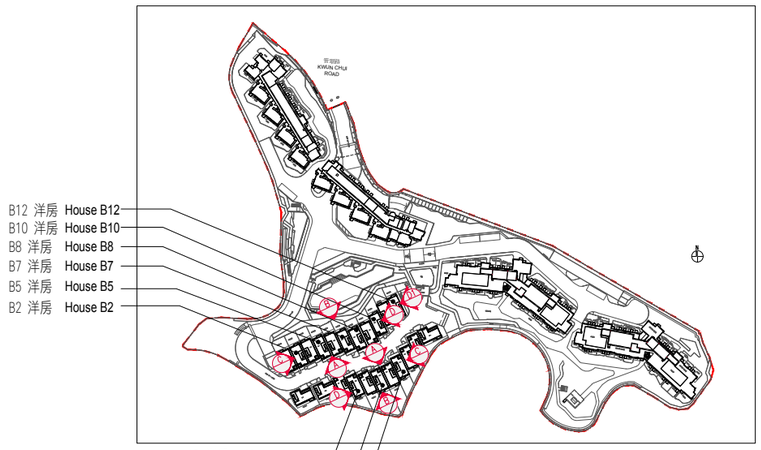

索引圖
Key Plan

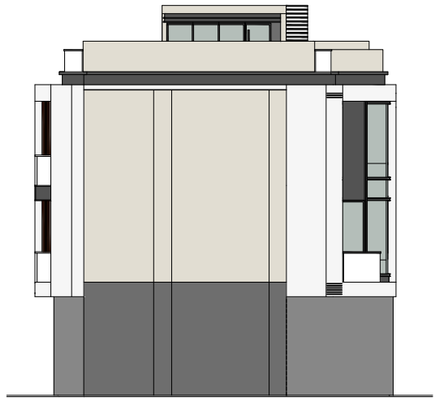

立面圖 C（適用於 B2，B5，B7，B8，B10，B12，A5，A7 和 A9 洋房）
Elevation Plan C (For Houses B2, B5, B7, B8, B10, B12, A5, A7 & A9)

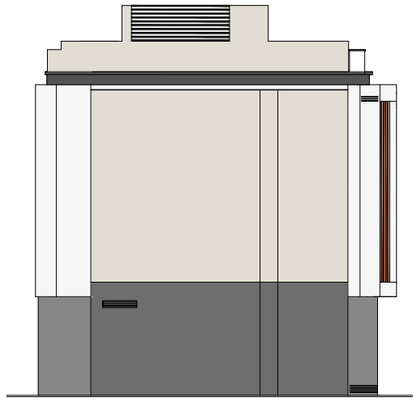

立面圖 D（適用於 B2，B5，B7，B8，B10，A5，A7 和 A9 洋房）
Elevation Plan D (For Houses B2, B5, B7, B8, B10, A5, A7 & A9)

立面圖 D1（適用於 B12 洋房）
Elevation Plan D1 For House B12)

19 立面圖
ELEVATION PLAN

期數的認可人士證明本圖顯示的立面:
(a) 以2020年10月16日的情況為準的期數的經批准的建築圖則為基礎擬備；及
(b) 大致上與期數的外觀一致。

Authorized Person for the Phase certified that the elevations shown on this plan:
(a) are prepared on the basis of the approved building plans for the Phase as of 16th October 2020; and
(b) are in general accordance with the outward appearance of the Phase.

立面圖 A（適用於 B1，B3，B6，B9，B11，A3，A6，A8，A10 和 A11洋房）
Elevation Plan A (For Houses B1, B3, B6, B9, B11, A3, A6, A8, A10 & A11)

立面圖 B（適用於 B1，B3，B6，B9，B11，A3，A6，A8，A10 和 A11洋房）
Elevation Plan B (For Houses B1, B3, B6, B9, B11, A3, A6, A8, A10 & A11)

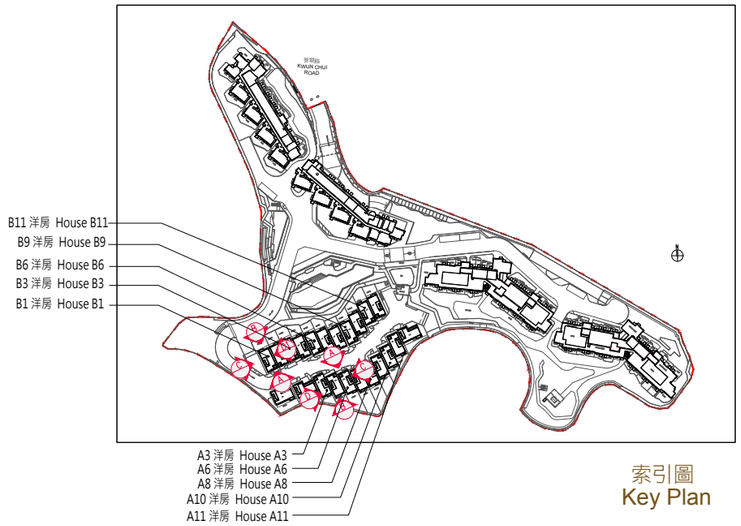

索引圖
Key Plan

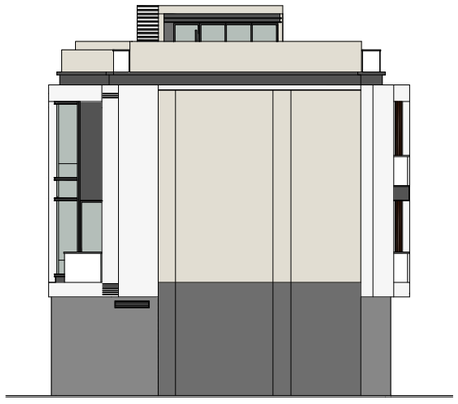

立面圖 C（適用於 B1，B3，B6，B9，B11，A3，A6，A8，A10 和 A11洋房）
Elevation Plan A (For Houses B1, B3, B6, B9, B11, A3, A6, A8, A10 & A11)

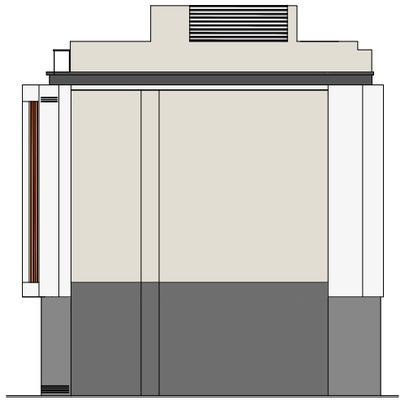

立面圖 D（適用於 B3，B6，B9，B11，A3，A6，A8，A10 和 A11洋房）
Elevation Plan D (For Houses B3, B6, B9, B11, A3, A6, A8, A10 & A11)

立面圖 D1（適用於 B1 洋房）
Elevation Plan D1 (For House B1)

19 立面圖
ELEVATION PLAN

期數的認可人士證明本圖顯示的立面:
(a) 以2020年10月16日的情況為準的期數的經批准的建築圖則為基礎擬備；及
(b) 大致上與期數的外觀一致。

Authorized Person for the Phase certified that the elevations shown on this plan:
(a) are prepared on the basis of the approved building plans for the Phase as of 16th October 2020; and
(b) are in general accordance with the outward appearance of the Phase.

立面圖 A（適用於 A1, A2 及 A12 洋房）
Elevation Plan A (For Houses A1, A2 & A12)

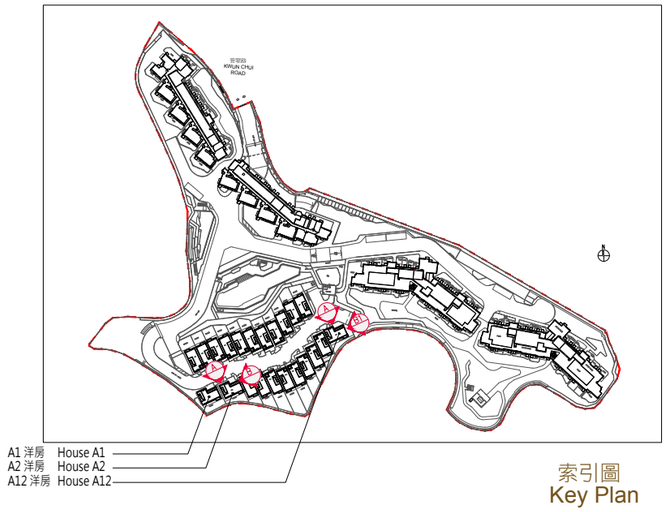

索引圖
Key Plan

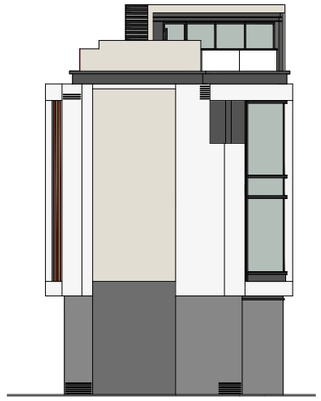

立面圖 B（適用於 A1 及 A2 洋房）
Elevation Plan B (For Houses A1 & A2)

立面圖 B1（適用於 A12 洋房）
Elevation B1 (For House A12)

19 立面圖
ELEVATION PLAN

期數的認可人士證明本圖顯示的立面:
(a) 以2020年10月16日的情況為準的期數的經批准的建築圖則為基礎擬備；及
(b) 大致上與期數的外觀一致。

Authorized Person for the Phase certified that the elevations shown on this plan:
(a) are prepared on the basis of the approved building plans for the Phase as of 16th October 2020; and
(b) are in general accordance with the outward appearance of the Phase.

立面圖 C（適用於 A1, A2 及 A12 洋房）
Elevation Plan C (For Houses A1, A2 & A12)

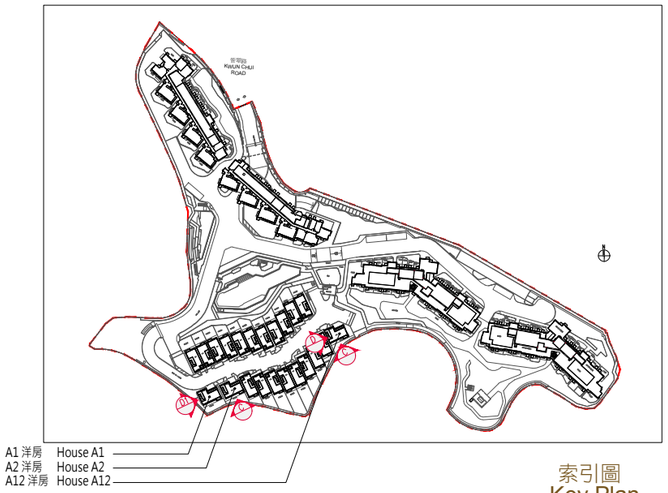

索引圖
Key Plan

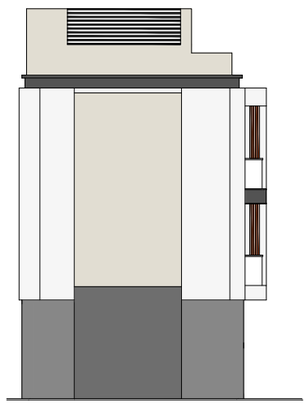

立面圖 D（適用於 A2 及 A12 洋房）
Elevation Plan B (For Houses A2 & A12)

立面圖 D1（適用於 A1 洋房）
Elevation Plan D1 (For House A1)

20 期數中的公用設施的資料
INFORMATION ON COMMON FACILITIES IN THE PHASE

公用設施 Common Facilities	有上蓋遮蓋之面積 Covered Area		沒有上蓋遮蓋之面積 Uncovered Area		總面積 Total Area	
	(平方米 sq. m.)	(平方呎 sq. ft.)	(平方米 sq. m.)	(平方呎 sq. ft.)	(平方米 sq. m.)	(平方呎 sq. ft.)
住客會所 (包括供住客使用的任何康樂設施) Residents' Clubhouse (including any recreational facilities for residents' use)	2918.246	31412	700.839	7544	3619.085	38956
位於期數中的建築物的天台或在天台和最低一層住宅樓層之間的任何一層的、供住客使用的公用花園或遊樂地方(不論是稱為公用空中花園或有其他名稱) Communal garden or play area for residents' use on the roof, or on any floor between the roof and the lowest residential floor, of a building in the Phase (whether known as a communal sky garden or otherwise)	–	–	–	–	–	–
位於期數中的建築物的最低一層住宅樓層以下的、供住客使用的公用花園或遊樂地方(不論是稱為有蓋及園景的遊樂場或有其他名稱) Communal garden or play area for residents' use below the lowest residential floor of a building in the Phase (whether known as a covered and landscaped play area or otherwise)	157.243	1693	6194.563	66678	6351.806	68371

備註：
1. 以平方呎顯示的面積是依據1平方米=10.764平方呎換算，並以四捨五入至整數。平方呎與平方米的數字可能有些微差異。
2. 以上「住客會所」的面積是供整個發展項目（由第1期及第2期組成）的會所面積。各期數內的公用設施為供所有期數的住客及其訪客使用的公用及共享設施。詳情請參閱公契。
3. 以上「位於期數中的建築物的最低一層住宅樓層以下的、供住客使用的公用花園或遊樂地方」的面積為整個發展項目(由第1期及第2期組成)使用。各期數內的公用設施供整個期數的住客及其訪客使用的公用及共享設施。詳情請參閱公契。

Notes:
1. Areas in square feet are converted at a rate of 1 square metre to 10.764 square feet and rounded off to the nearest square foot, which may be slightly different from that shown in square metre.
2. The area of Residents' Clubhouse as specified above is for serving the whole Development comprising Phase 1 and Phase 2. Common facilities of all phases are intended for the common use and the benefit of the owner of residential units and their bona fide visitors of all phases. Please refer to the Deed of Mutual Covenant for details.
3. The area of "Communal garden or play area for residents' use below the lowest residential floor of a building in the Phase" as specified above is for the whole Development comprising Phase 1 and Phase 2. Common facilities of all phases are intended for the common use and benefit of the owner of residential units and their bona fide visitors of all phases. Please refer to the Deed of Mutual Covenant for details.

21 閱覽圖則及公契
INSPECTION OF PLANS AND DEED OF MUTUAL COVENANT

1. 備有關乎本發展項目的分區計劃大綱圖的文本供閱覽的互聯網網站的網址為www.ozp.tpb.gov.hk。
2. 住宅物業的每一已簽立的公契的文本存放在住宅物業的售樓處，以供閱覽，無須為閱覽付費。

1. Copies of the outline zoning plans relating to the Development are available at www.ozp.tpb.gov.hk.
2. A copy of every deed of mutual covenant in respect of the residential property that has been executed is available for inspection free of charge at the place at which the residential property is offered to be sold.

第1座、第1A座、第2座、第2A座
1. 外部裝修物料

細項		描述		
a.	外牆	裝修物料的類型	基座	玻璃牆、人造麻石磚、瓷磚、鋁板蓋層、石料蓋層、鋁質格柵、鋁質百葉
			住宅大樓	玻璃牆、玻璃幕牆、玻璃蓋層、鋁窗、瓷磚、同心透底磚、人造麻石磚、外牆油漆、鋁板蓋層、石料蓋層、鋁質格柵、鋁質百葉、彩釉夾層玻璃隔聲鰭
b.	窗	框的用料	氟化碳噴塗層的鋁框	
		玻璃的用料	有色強化玻璃及有色半鋼化玻璃	
c.	窗台	窗台的用料	不適用	
		窗台板的裝修物料	不適用	
d.	花槽	裝修物料的類型	瓷磚於第1座及第1A座22樓A、B單位，第2座22樓A、B、C單位，第2A座22樓A單位	
e.	陽台或露台	裝修物料的類型	露台：裝有鋁質框鑲夾層玻璃欄杆及鋁質頂欄	
			地台：戶外地磚，除第1座及第1A座A、B單位，第2座A、B、C單位，第2A座A單位鋪砌戶外地磚及合成木板地台	
			牆身：瓷磚、鋁質面板、鋁板蓋層，除以下單位： 以下單位選用瓷磚、鋁質面板： 第1座C單位； 以下單位選用瓷磚、鋁板蓋層： 第1座和第1A座A、B單位； 第2座A、B、C單位； 第2A座A單位	
			天花：鋁質天花板，除以下單位： 以下單位選用鋁板蓋層及外牆油漆： 第1座和第1A座A、B單位； 第2座A、B、C單位； 第2A座A單位	
		是否有蓋	露台有蓋	
		陽台	不適用	
f.	乾衣設施	類型	不適用	
		用料	不適用	

第1座、第1A座、第2座、第2A座
2. 室內裝修物料

細項		描述			
a.	大堂		牆壁	地板	天花板
		地下住宅入口大堂裝修物料的類型	外露位置鋪砌天然石、不銹鋼飾板及仿皮	外露位置鋪砌天然石	石膏板假天花髹上乳膠漆
		地下住宅升降機大堂裝修物料的類型	外露位置鋪砌瓷磚、不銹鋼飾板及仿皮	外露位置鋪砌天然石	石膏板假天花髹上乳膠漆
		各層升降機大堂裝修物料的類型	外露位置鋪砌瓷磚、玻璃、不銹鋼板	外露位置鋪砌天然石	石膏板假天花髹上乳膠漆
b.	內牆及天花板		牆壁	天花板	
		客廳/飯廳及客廳/飯廳/睡房裝修物料的類型	牆紙、仿皮、灰鏡、不銹鋼、瓷磚，除以下單位： 以下單位選用牆紙、仿皮、灰鏡、不銹鋼： 第1座的C、D、F單位； 第1A座及第2A座的C單位； 以下單位選用牆紙、仿皮、不銹鋼： 第1座及第1A座的A、B單位； 第2座的A、B、C單位； 第2A座的A單位； 第2A座的2樓至3樓、5樓至12樓、15樓至22樓D單位	外露位置部分髹上乳膠漆，部分設有石膏板假天花及假陣並髹上乳膠漆，局部配金屬裝飾條	
		睡房裝修物料的類型	牆紙、仿皮、灰鏡、不銹鋼，除以下單位： 以下單位選用牆紙、仿皮、不銹鋼： 第1座的A、B、C、D單位的主人睡房及F單位的所有睡房； 第1A座的A、B單位的主人睡房及C單位的所有睡房； 第2座的A、B、C單位的主人睡房； 第2A座的A、C、D單位的主人睡房	外露位置部分髹上乳膠漆，部分設有石膏板假天花及假陣並髹上乳膠漆，主人房除以下單位外另局部配金屬裝飾條： 第1座的E、F單位； 第1A座的C、D、G單位； 第1A座2樓至3樓、5樓至12樓、15樓至22樓的E、F單位； 第2座的D、E、F、L單位； 第2A座的B、D、G、J單位	
c.	室內地板		地板	牆腳線	
		客廳/飯廳及客廳/飯廳/睡房的用料	複合木地板、瓷磚、不銹鋼，客廳與露台門之間鋪砌天然石和金屬條分隔，除以下單位： 複合木地板，客廳/飯廳及客廳/飯廳/睡房與露台門之間鋪砌天然石和金屬條分隔，客廳/飯廳及客廳/飯廳/睡房與廚房之間鋪砌天然石和金屬條分隔： 第1座及第1A座的A、B單位； 第2座的A、B、C單位； 第2A座的A單位	人造石材	
		睡房的用料	複合木地板，睡房與露台及工作平台門之間鋪砌天然石和金屬條分隔	人造石材	
d.	浴室		牆壁	地板	天花板
		裝修物料的類型	瓷磚、玻璃、鏡面、不銹鋼，除以下單位： 以下單位選用瓷磚、玻璃、不銹鋼： 第1座的J、K單位； 第1座2樓至3樓、5樓至12樓、15樓至22樓的G、H單位 第1A座的D、G、H、J單位； 第1A座2樓至3樓、5樓至12樓、15樓至22樓的E、F單位； 第2座的D、E、G、H、J、K、L單位； 第2A座的E、F、G、H、J單位； 以下單位選用磚瓦、玻璃、天然石材、不銹鋼： 第1座及第1A座的A、B單位的主人浴室； 第2座的A、B、C單位的主人浴室； 第2A座的A單位的主人浴室	天然石於外露位置	石膏板假天花髹上乳膠漆於外露位置
		牆壁的裝修物料是否鋪至天花板	裝修物料鋪至假天花		

第1座、第1A座、第2座、第2A座
2. 室內裝修物料

細項		描述				
e.	廚房		牆壁	地板	天花板	灶台
		裝修物料的類型	瓷磚及不銹鋼鋪砌於外露位置	瓷磚鋪砌於外露位置	石膏板假天花髹上乳膠漆於外露位置	人造石
		牆壁的裝修物料是否鋪至天花板	裝修物料鋪至假天花底			

3. 室內裝置

細項		描述			
a.	門		用料	裝修物料	配件
		單位大門	防火實心木門	木皮飾面、膠板、不銹鋼	門鎖連拉手、防盜眼、門鼓、門檔、防盜扣及防煙條
		客廳出花園門	鋁質框配玻璃門	玻璃及氟化碳塗鋁質門框	門鎖連拉手
		廚房出花園門	鋁質框配玻璃門	玻璃及氟化碳塗鋁質門框	門鎖連拉手
		廚房門	防火實心木門	木皮飾面、膠板、不銹鋼	玻璃觀察板、門鼓、拉手及門檔
		儲物室門	實心木門	木皮飾面、膠板、不銹鋼	門鎖及門檔
		主人睡房門	實心木門	木皮飾面、膠板、不銹鋼	門鎖及門檔
		睡房門	實心木門	木皮飾面、膠板、不銹鋼	門鎖及門檔
		主人浴室門	實心木門連百葉	木皮飾面、膠板、不銹鋼	門拉手、掛勾及吊軌
		浴室門	實心木門連百葉	木皮飾面、膠板、不銹鋼	門鎖、掛勾及門檔
		浴室趟門	實心木門連百葉	木皮飾面、膠板、不銹鋼	門鎖及吊軌
		露台門及工作平台門	鋁質框配玻璃門	玻璃及氟化碳塗鋁質門框	門鎖連拉手
		住宅天台樓屋門	鋁質框配玻璃門	玻璃及氟化碳塗鋁質門框	門鎖連拉手
		住宅天台閘	金屬閘	鋁質飾面	門鎖

第1座、第1A座、第2座、第2A座
3. 室內裝置

細項		描述			
		裝置及設備		類型	用料
b.	浴室	(i) 裝置及設備的類型及用料	櫃	洗手盆檯面	天然石，除以下單位： 以下單位裝設人造石材： 第1座的J、K單位； 第1座2樓至3樓、5樓至12樓、 15樓至22樓的G、H單位； 第1A座的D、G、H、J單位 第1A座2樓至3樓、5樓至12樓、 15樓至22樓E、F單位； 第2座的D、E、G、H、J、K、L單位； 第2A座的E、F、G、H、J單位
				洗手盆櫃	木製櫃配樹脂板及不銹鋼裝飾
				鏡櫃	木製櫃配鏡板及不銹鋼裝飾
			浴室裝置及設備	洗手盆水龍頭	鍍鉻
				坐廁	搪瓷
				洗手盆	搪瓷
				花灑套裝	鍍鉻
				淋浴間	不銹鋼及強化玻璃
				毛巾架	鍍鉻
				廁紙架	不銹鋼
				掛勾	不銹鋼
				馬桶刷	鍍鉻及磨沙玻璃
				化妝鏡 (除主人浴室外)	鍍鉻及鏡
				置物架 (除主人浴室外)	不銹鋼
		(ii) 供水系統的類型及用料	冷水供應	銅喉	
			熱水供應	配有隔熱絕緣保護之銅喉	
			類型	用料	
		(iii) 沐浴設施(包括花灑或浴缸，如適用)	花灑套裝	鍍鉻	
			浴缸（如有)	搪瓷鋼板浴缸	
		(iv) 浴缸大小	第1座及第1A座的A、B單位；第2座的A、B、C單位；第2A座的A單位：1500毫米（長）x700毫米（闊）x420毫米（高）		

第1座、第1A座、第2座、第2A座
3. 室內裝置

細項		描述			
c.	廚房		用料		
		(i) 洗滌盆	不銹鋼		
		(ii) 供水系統	冷水供應採用銅喉及熱水供應採用配有隔熱絕緣保護之銅喉		
			用料	裝修物料	
		(iii) 廚櫃	木製廚櫃	高光漆飾面板及不銹鋼	
		(iv) 所有其他裝置及設備的類型	其他裝置的類型	鍍鉻冷熱水龍頭	
			其他設備的類型	消防花灑頭及設有聲響警報基座的煙霧偵測器安裝於開放式廚房的單位	
d.	睡房			裝置	類型及用料
		裝置 (包括嵌入式衣櫃) 的類型及用料		以下單位裝設嵌入式衣櫃： 第1座的A、B、F單位的主人睡房； 第1A座的A、B、C單位的主人睡房； 第2座的A、B、C單位的主人睡房； 第2A座的A、C單位的主人睡房	木質櫃配金屬框玻璃櫃門
e.	電話	接駁點的位置及數目		請參考「機電裝置位置及數量説明表」	
f.	天線	接駁點的位置及數目		請參考「機電裝置位置及數量説明表」	
g.	電力裝置	(i)供電附件(包括安全裝置)	供電附件	提供電制及插座之面板	
			安全裝置	單相電力並裝妥微型斷路器提供於部份單位; 三相電力並裝妥微型斷路器提供於部份單位; 請參閱「機電裝置位置及數量説明表」	
		(ii) 導管是隱藏或外露		導管是部分隱藏及部分外露[1] [1]除部分隱藏於混凝土內之導管外，其他部分的導管均為外露。外露的導管可能被假天花、假陣、貯存櫃、覆面、非混凝土間牆、指定之槽位或其他物料遮蓋	
		(iii)電插座及空調機接駁點的位置及數目		請參閱「機電裝置位置及數量説明表」	
h.	氣體供應	類型	煤氣		
		系統	所有單位的煤氣喉接駁煤氣煮食爐及煤氣熱水爐		
		位置	煤氣接駁點的位置請參閱「機電裝置位置及數量説明表」		
i.	洗衣機接駁點	位置	請參閱「機電裝置位置及數量説明表」		
		設計	備有設計為直徑22毫米之洗衣機來水位及設計為直徑40毫米之洗衣機排水位		
j.	供水	水管的用料	冷水供應採用銅喉及熱水供應採用配有隔熱絕緣保護之銅喉		
		水管是隱藏或外露	水管是部分隱藏及部分外露[2] [2]除部分隱藏於混凝土內之水管外，其他部分的水管均為外露。外露的水管可能被假天花、假陣、貯存櫃、覆面、非混凝土間牆、指定之槽位或其他物料遮蓋		
		有否熱水供應	廚房、洗手間及浴室有熱水供應		

第1座、第1A座、第2座、第2A座
4. 雜項

細項		描述			
a.	升降機	(i) 品牌名稱及產品型號	品牌名稱	奧的斯	
			產品型號	OH5000	
		(ii) 升降機的數目及到達的樓層	升降機的數目	8	
			到達的樓層	第1座及第1A座：地庫至22樓(不設4樓、13樓及14樓) 第2座及第2A座：地庫至22樓(不設1樓、4樓、13樓及14樓)	
b.	信箱	用料	不銹鋼		
c.	垃圾收集	(i) 垃圾收集的方法	由清潔工人定時收集垃圾		
		(ii) 垃圾房的位置	垃圾及物料回收室位於每層住宅樓層的公用地方。垃圾及物料回收房設於地庫		
d.	水錶、電錶及氣體錶		水錶	電錶	氣體錶
		(i) 位置	每層之公共用水錶箱	每層之公共電氣管槽	請參考「機電裝置位置及數量説明表」
		(ii) 就住宅單位而言是獨立或公用的錶	獨立錶	獨立錶	獨立錶

5. 保安設施

細項	描述	
保安系統及設備（包括嵌入式的裝備的細節及其位置	入口通道控制及保安系統	每戶單位設有門口視像對講機並連接大廈位於地下及地庫住宅入口大堂視像對講機系統
	閉路電視	閉路電視設於入口大堂、升降機內及公用空間並連接地庫管理處及大廈於地下保安櫃檯

6. 設備

細項	描述
品牌名稱及產品型號	請參考「設備説明」

賣方承諾如該期數中沒有安裝指明的品牌名稱或產品型號的升降機或設備，便會安裝品質相若的升降機或設備

Tower 1, Tower 1A, Tower 2, Tower 2A
1. EXTERIOR FINISHES

Item		Description		
a.	External wall	Type of finishes	Podium	Glass wall, artificial granite tiles, ceramic tiles, aluminium cladding, stone cladding, aluminium grille, aluminium louver
			Residential tower	Glass wall, curtain wall, glass cladding, aluminium window, ceramic tiles, homogeneous tiles, artificial granite tiles, external wall paint, aluminium cladding, stone cladding, aluminium grille, aluminium louver, fritted glass horizontal fin
b.	Window	Material of frame	Fluorocarbon coating aluminium frame	
		Material of glass	Tinted tempered glass and tinted heat strengthened glass	
c.	Bay window	Material of bay window	Not applicable	
		Finishes of window sill	Not applicable	
d.	Planter	Type of finishes	Ceramic tiles for Flat A, B on 22/F of Towers 1 and 1A, Flat A, B, C on 22/F of Tower 2 and Flat A on 22/F of Tower 2A	
e.	Verandah or balcony	Type of finishes	Balcony : Installed with aluminium framed laminated glass balustrade with aluminium top rail	
			Floor : External floor tiles, except external floor tiles and wood plastic composite decking for Flat A, B of Towers 1 and 1A, Flat A, B, C of Tower 2 and Flat A of Tower 2A	
			Wall: Ceramic tiles, aluminium panel, aluminium cladding, except flats specified below: Ceramic tiles, aluminium panel for the following flats: Flat C of Tower 1; Ceramic tiles, aluminium cladding for the following flats: Flat A, B of Tower 1 and 1A; Flat A, B, C of Tower 2; Flat A of Tower 2A	
			Ceiling : Aluminium ceiling panel, except flats specified below: Aluminium cladding and external wall paint for the following flats: Flat A, B of Tower 1 and 1A; Flat A, B, C of Tower 2; Flat A of Tower 2A	
		Whether it is covered	Balcony are covered	
		Verandah	Not applicable	
f.	Drying facilities for clothing	Type	Not applicable	
		Material	Not applicable	

Tower 1, Tower 1A, Tower 2, Tower 2A
2. INTERIOR FINISHES

Item		Description			
a.	Lobby		Wall	Floor	Ceiling
		Type of finishes of residential entrance lobby on G/F	Natural stone, stainless steel panel and faux leather to the exposed surface	Natural stone to the exposed surface	Gypsum board false ceiling with emulsion paint
		Type of residential lift lobby on G/F	Ceramic tile, stainless steel panel and faux leather to the exposed surface	Natural stone to the exposed surface	Gypsum board false ceiling with emulsion paint
		Type of finishes of each floor lift lobby	Ceramic tile, glass and stainless steel panel to the exposed surface	Natural stone to the exposed surface	Gypsum board false ceiling with emulsion paint
b.	Internal wall and ceiling		Wall	Ceiling	
		Type of living room/dining room and living room/dining room/bedroom finishes	Wallpaper, faux leather, gray mirror, stainless steel, ceramic tile, except flats specified below: Wallpaper, faux leather, gray mirror, stainless steel for the following flats: Flat C, D, F of Tower 1; Flat C of Tower 1A and 2A; Wallpaper, faux leather, stainless steel for the following flats: Flat A, B of Tower 1 and 1A; Flat A, B and C of Tower 2; Flat A of Tower 2A; Flat D on 2-3/F, 5-12/F, 15-22/F of Tower 2A	Partly emulsion paint where exposed, partly gypsum board false ceiling and bulk head finished with emulsion paint where exposed, partially finished with metal strip	
		Type of bedroom finishes	Wallpaper, faux leather, gray mirror, stainless steel, except flats specified below: Wallpaper, faux leather, stainless steel for the following flats: Master bedroom of Flat A, B, C, D and all bedrooms of Flat F of Tower 1; Master bedroom of Flat A, B and all bedrooms of Flat C of Tower 1A; Master bedroom of Flat A, B, C of Tower 2; Master bedroom of Flat A, C, D of Tower 2A	Partly emulsion paint where exposed, partly gypsum board false ceiling and bulk head finished with emulsion paint where exposed, except Master Bedroom of specified flats below are partially finished with metal strip: Flat E, F of Tower 1; Flat C, D, G of Tower 1A; Flat E, F on 2-3/F, 5-12/F, 15-22/F of Tower 1A Flat D, E, F, L of Tower 2; Flat B, D, G, J of Tower 2A	
c.	Internal floor		Floor	Skirting	
		Material of living room/dining room and living room/dining room/bedroom	Engineered timber flooring, ceramic tile, stainless steel with natural stone and metal strip border along edge of adjoining door between living room and balcony, except flats specified below: Engineered timber flooring with natural stone and metal strip border along edge of adjoining door between living room/dining room and living room/dining room/bedroom and balcony, natural stone and metal strip border along edge of adjoining door between living room/dining room and living room/dining room/bedroom and kitchen for the following flats: Flat A, B of Tower 1 and 1A; Flat A, B, C of Tower 2; Flat A of Tower 2A;	Reconstituted stone	
		Material of bedroom	Engineered timber flooring, natural stone and metal strip border along edge of adjoining door between bedroom and balcony and utility platform	Reconstituted stone	

Tower 1, Tower 1A, Tower 2, Tower 2A
2. INTERIOR FINISHES

Item		Description				
			Wall		Floor	Ceiling
d.	Bathroom	Type of finishes	Ceramic tiles, glass, mirror, stainless steel, except flats specified below: Ceramic tiles, glass, stainless steel for the following flats: Flat J, K of the Tower 1; Flat G, H on 2-3/F, 5-12/F,15-22/F of Tower 1; Flat D, G, H, J of Tower 1A; Flat E, F on 2-3/F, 5-12/F,15-22/F of Tower 1A; Flat D, E, G, H, J, K, L of Tower 2; Flat E, F, G, H, J of Tower 2A; Ceramic tiles, glass, natural stone, stainless steel for the following flats: Master bathroom of Flats A, B of Towers 1 and 1A; Master bathroom of Flats A, B, C of Tower 2; Master bathroom of Flats A of Tower 2A		Natural stone to the exposed surface	Gypsum board false ceiling with emulsion paint to the exposed surface
		Whether the wall finishes run up to ceiling	Finishes up to level of false ceiling			
e.	Kitchen		Wall	Floor	Ceiling	Cooking bench
		Type of finishes	Ceramic tiles and stainless steel to the exposed surface	Ceramic tiles to the exposed surface	Gypsum board false ceiling with emulsion paint to the exposed surface	Reconstituted stone
		Whether the wall finishes run up to ceiling	Finishes up to level of false ceiling			

Tower 1, Tower 1A, Tower 2, Tower 2A
3. INTERIOR FITTINGS

Item		Description			
			Material	Finishes	Accessories
a.	Doors	Main entrance door	Fire-rated solid core timber door	Timber veneer, plastic laminate, stainless steel	Lockset with handle, eye viewer, door closer, door stopper, door safety lock and smoke seal
		Door from Living Room to Garden	Aluminium framed glass door	Glass and fluorocarbon coated aluminum frame	Lockset with handle
		Door from Kitchen to Garden	Aluminium framed glass door	Glass and fluorocarbon coated aluminum frame	Lockset with handle
		Kitchen door	Fire-rated solid core timber door	Timber veneer, plastic laminate, stainless steel	Glass vision panel, door closer, handle and door stopper
		Store door	Solid core timber door	Timber veneer, plastic laminate, stainless steel	Lockset and door stopper
		Master bedroom door	Solid core timber door	Timber veneer, plastic laminate, stainless steel	Lockset and door stopper
		Bedroom door	Solid core timber door	Timber veneer, plastic laminate, stainless steel	Lockset and door stopper
		Master bathroom door	Solid core timber door with louver	Timber veneer, plastic laminate, stainless steel	Door handle, robe hook and sliding door track
		Bathroom door	Solid core timber door with louver	Timber veneer, plastic laminate, stainless steel	Lockset, robe hook and door stopper
		Bathroom sliding door	Solid core timber door with louver	Timber veneer, plastic laminate, stainless steel	Lockset and sliding door track
		Balcony door and Utility Platform door	Aluminium framed glass door	Glass and fluorocarbon coated aluminium frame	Lockset with handle
		Stairhood door at roof for residential flat	Aluminium framed glass door	Glass and fluorocarbon coated aluminium frame	Lockset with handle
		Gate at residential roof	Metal gate	Aluminium finish	Lockset

Tower 1, Tower 1A, Tower 2, Tower 2A
3. INTERIOR FITTINGS

Item		Description			
		Fittings & Equipment		Type	Material
b.	Bathroom	(i) Type and material of fittings and equipment	Cabinet	Basin countertop	Natural stone, except flats specified below : Reconstituted stone for the following flats: Flat J, K of Tower 1; Flat G, H on 2-3/F, 5-12/F, 15-22/F of Tower 1; Flat D, G, H, J of Tower 1A; Flat E, F on 2-3/F, 5-12/F, 15-22/F of Tower 1A; Flat D, E, G, H, J, K, L of Tower 2; Flat E, F, G, H, J of Tower 2A
				Basin cabinet	Wooden cabinet with resin panel and stainless steel
				Mirror cabinet	Wooden cabinet with mirror panel and stainless steel
			Bathroom fittings and equipment	Wash basin mixer	Chrome plated
				Water closet	Vitreous china
				Wash basin	Vitreous china
				Shower set	Chrome plated
				Shower compartment	Stainless steel and tempered glass
				Towel rack	Chrome plated
				Paper holder	Stainless steel
				Robe hook	Stainless steel
				Toilet Brush	Chrome plated and frosted glass
				Illuminated mirror (except Master Bathroom)	Chrome plated and mirror
				Rack (except Master Bathroom)	Stainless steel
		(ii) Type and material of water supply system	Cold water supply	Copper water pipes	
			Hot water supply	Copper water pipes with thermal insulation	
			Type	Material	
		(iii) Type and material of bathing facilities (including shower or bath tub, if applicable)	Shower Set	Chrome plated	
			Bathtub (if any)	Enameled steel	
		(iv) Size of bathtub	Flat A, B of Tower 1 and 1A; Flat A, B, C of Tower 2; Flat A of Tower 2A: 1500mm(L) x 700mm(W) x 420mm(H)		

Tower 1, Tower 1A, Tower 2, Tower 2A
3. INTERIOR FITTINGS

Item		Description			
c.	Kitchen		Material		
		(i) Sink unit	Stainless steel		
		(ii) Water supply system	Copper water pipes for cold water supply and copper water pipes with thermal insulation for hot water supply		
			Material	Finishes	
		(iii) Kitchen cabinet	Wooden cabinet	High gloss lacquered finish panel and stainless steel	
		(iv) Type of all other fittings and equipment	Type of other fittings	Chrome plated sink mixer	
			Type of other equipment	Sprinkler head(s) and smoke detector(s) with sounder base are installed in flats with open kitchens	
d.	Bedroom			Fittings	Type and material
		Type and material of fittings (Including built-in wardrobe)		Built-in wardrobe are provided for the following flats: Master Bedroom of Flat A, B, F of Tower 1; Master Bedroom of Flat A, B, C of Tower 1A; Master Bedroom of Flat A, B, C of Tower 2; Master Bedroom of Flat A, C of Tower 2A	Wooden cabinet with metal frame and glass door
e.	Telephone	Location and number of connection points		Please refer to the "Schedule for Mechanical & Electrical Provisions"	
f.	Aerials	Location and number of connection points		Please refer to the "Schedule for Mechanical & Electrical Provisions"	
g.	Electrical installations	(i) Electrical fittings (Including safety devices)	Electrical fittings	Faceplate for all switches and power sockets	
			Safety devices	Single phase electricity supply with miniature circuit breaker distribution board is provided in portion flats; Three phase electricity supply with miniature circuit breaker distribution board is provided in portion flats; Please refer to the “Schedule of Mechanical & Electrical Provisions”	
		(ii) Whether conduits are concealed or exposed		Conduits are partly concealed and partly exposed[1] [1] Other than those parts of the conduits concealed within concrete, the rest of them are exposed. The exposed conduits may be covered or hidden by false ceilings, bulkheads, cabinets, claddings, non- concrete partition walls, designated pipe ducts or other materials	
		(iii) Location and number of power points and air-conditioner points		Please refer to the “Schedule for Mechanical & Electrical Provisions”	
h.	Gas supply	Type	Towngas		
		System	Gas supply pipe is provided and connected to gas hob and gas water heater for all flats		
		Location	For the location of gas connection points, please refer to the "Schedule for Mechanical & Electrical Provisions"		
i.	Washing machine connection point	Location	Please refer to the "Schedule for Mechanical & Electrical Provisions"		
		Design	Water point of a design of 22mm in diameter and drain point of a design of 40mm in diameter for washing machine are provided		
j.	Water supply	Material of water pipes	Copper water pipes are provided for cold water supply and copper water pipes with thermal insulation are provided for hot water supply		
		Whether water pipes are concealed or exposed	Water pipes are partly concealed and partly exposed [2] [2] Other than those parts of the water pipes concealed within concrete, the rest of them are exposed. The exposed water pipes may be covered or hidden by false ceilings, bulkheads, cabinets, claddings, non-concrete partition walls, designated pipe ducts or other materials		
		Whether hot water is available	Hot water supply to kitchen, lavatory and bathroom		

Tower 1, Tower 1A, Tower 2, Tower 2A
4. MISCELLANEOUS

Item		Description			
a.	Lifts	(i) Brand name and model number	Brand Name	OTIS	
			Model Number	OH5000	
		(ii) Number and floors served by them	Number of lifts	8	
			Floor served	Towers 1 and 1A: B/F-22/F (4/F, 13/F and 14/F are omitted) Towers 2 and 2A: B/F-22/F (1/F, 4/F, 13/F and 14/F are omitted)	
b.	Letter box	Material	Stainless steel		
c.	Refuse collection	(i) Means of refuse collection	Collected by cleaners		
		(ii) Location of refuse room	Refuse storage and material recovery room is provided in the common area of each residential floor. Refuse storage and material recovery chamber is provided on B/F		
d.	Water meter, electricity meter and gas meter		Water meter	Electricity meter	Gas meter
		(i) Location	Inside common water meter cabinet on each floor	Inside common electric duct on each floor	Please refer to the "Schedule for Mechanical & Electrical Provisions"
		(ii) Whether they are separate or communal meters for residential properties	Separate meter	Separate meter	Separate meter

5. SECURITY FACILITIES

Item	Description	
Security system and equipment (including details of built-in provision and their locations)	Access control and security system	Each residential flat equipped with a video door phone system and connected to respective entrance lobby at G/F and B/F
	CCTV	CCTV cameras are provided at lobbies, lifts and common area which are connected to the management office at B/F and respective tower caretaker at G/F

6. APPLIANCES

Item	Description
Brand name and model number	Please refer to the “Appliances Schedule”

The vendor undertakes that if lifts or appliances of the specified brand name or model number are not installed in the Phase, lifts or appliances of comparable quality will be installed.

6. 設備說明 Appliances Schedule (分體式冷氣機 Split type air-conditioner)
第1座 Tower 1 (地下 G/F)

位置 Location	品牌名稱 Brand Name	產品型號 Model Number (室外機 Outdoor Unit)	產品型號 Model Number (室內機 Indoor Unit)	單位 Flat							
				A	B	C	D	E	F	J	K
客廳/飯廳 Living Room / Dining Room	日立 Hitachi	RAS-3.0HNATAQ	RPK-1.2HNAUAQ	√★★	√★★	/	/	/	/	/	/
	日立 Hitachi	RAS-4.0HNATAQ	RPK-1.2HNAUAQ	√★	√★	/	/	/	/	/	/
	日立 Hitachi	RAM-68QHA2	RAK-50NHA2	/	/	√★★★	√★★★	√★★★	√★★★	/	/
客廳/飯廳/睡房 Living Room / Dining Room / Bedroom	日立 Hitachi	RACX18CBK	RASX18CBK	/	/	/	/	/	/	√	√
主人睡房 Master Bedroom	日立 Hitachi	RAS-3.0HNATAQ	RPK-1.2HNAUAQ	√★★	√★★	/	/	/	/	/	/
	日立 Hitachi	RACX13CBK	RASX13CBK	/	/	√	√	/	√	/	/
	日立 Hitachi	RAM-68QHA2	RAK-25NHA2	/	/	/	/	√★★★	/	/	/
睡房 1 Bedroom 1	日立 Hitachi	RAS-4.0HNATAQ	RPK-0.9HNAUAQ	√★	√★	/	/	/	/	/	/
	日立 Hitachi	RAM-68QHA2	RAK-25NHA2	/	/	√★★★	√★★★	/	√★★★	/	/
睡房 2 Bedroom 2	日立 Hitachi	RAS-4.0HNATAQ	RPK-0.9HNAUAQ	√★	√★	/	/	/	/	/	/
儲物房 Store	日立 Hitachi	RAS-4.0HNATAQ	RPK-0.9HNAUAQ	√★	√★	/	/	/	/	/	/

賣方承諾如期數中沒有安裝指明的品牌名稱或產品型號的升降機或設備，便會安裝品質相若的升降機或設備
The vendor undertakes that if lifts or appliances of the specified brand name or model number are not installed in the Phase, lifts or appliances of comparable quality will be installed.

備註：
1. ★同一單位不同位置共用一部室外機 (組合 1)
2. ★★同一單位不同位置共用一部室外機(組合2)
3. ★★★同一單位不同位置共用一部室外機(組合3)
4. 上表內之「/」代表「不適用」。
5. 上表內之「√」 代表「提供」。

Notes:
1. ★Shared Outdoor Unit for different location of a flat (Combination 1)
2. ★★Shared Outdoor Unit for different location of a flat (Combination 2)
3. ★★★Shared Outdoor Unit for different location of a flat (Combination 3)
4. The symbol "/" as shown in the above table denotes "Not applicable".
5. The symbol "√" as shown in the above table denotes "Provided".

6. 設備説明 Appliances Schedule (分體式冷氣機 Split type air-conditioner)
第1座 Tower 1 (1樓 1/F)

位置 Location	品牌名稱 Brand Name	產品型號 Model Number (室外機 Outdoor Unit)	產品型號 Model Number (室內機 Indoor Unit)	單位 Flat							
				A	B	C	D	E	F	J	K
客廳/飯廳 Living Room / Dining Room	日立 Hitachi	RAS-3.0HNATAQ	RPK-1.2HNAUAQ	√★★	√★★	/	/	/	/	/	/
	日立 Hitachi	RAS-4.0HNATAQ	RPK-1.2HNAUAQ	√★	√★	/	/	/	/	/	/
	日立 Hitachi	RAM-68QHA2	RAK-50NHA2	/	/	√★★★	√★★★	√★★★	√★★★	/	/
客廳/飯廳/睡房 Living Room / Dining Room / Bedroom	日立 Hitachi	RACX18CBK	RASX18CBK	/	/	/	/	/	/	√	√
主人睡房 Master Bedroom	日立 Hitachi	RAS-3.0HNATAQ	RPK-1.2HNAUAQ	√★★	√★★	/	/	/	/	/	/
	日立 Hitachi	RACX13CBK	RASX13CBK	/	/	√	√	/	√	/	/
	日立 Hitachi	RAM-68QHA2	RAK-25NHA2	/	/	/	/	√★★★	/	/	/
睡房 1 Bedroom 1	日立 Hitachi	RAS-4.0HNATAQ	RPK-0.9HNAUAQ	√★	√★	/	/	/	/	/	/
	日立 Hitachi	RAM-68QHA2	RAK-25NHA2	/	/	√★★★	√★★★	/	√★★★	/	/
睡房 2 Bedroom 2	日立 Hitachi	RAS-4.0HNATAQ	RPK-0.9HNAUAQ	√★	√★	/	/	/	/	/	/
儲物房 Store	日立 Hitachi	RAS-4.0HNATAQ	RPK-0.9HNAUAQ	√★	√★	/	/	/	/	/	/

賣方承諾如期數中沒有安裝指明的品牌名稱或產品型號的升降機或設備，便會安裝品質相若的升降機或設備
The vendor undertakes that if lifts or appliances of the specified brand name or model number are not installed in the Phase, lifts or appliances of comparable quality will be installed.

備註：
1. ★同一單位不同位置共用一部室外機 (組合 1)
2. ★★同一單位不同位置共用一部室外機(組合2)
3. ★★★同一單位不同位置共用一部室外機(組合3)
4. 上表內之「/」代表「不適用」。
5. 上表內之「√」 代表「提供」。

Notes:
1. ★Shared Outdoor Unit for different location of a flat (Combination 1)
2. ★★Shared Outdoor Unit for different location of a flat (Combination 2)
3. ★★★Shared Outdoor Unit for different location of a flat (Combination 3)
4. The symbol "/" as shown in the above table denotes "Not applicable".
5. The symbol "√" as shown in the above table denotes "Provided".

6. 設備說明 Appliances Schedule (分體式冷氣機 Split type air-conditioner)
第1座 Tower 1 (2樓至3樓、5樓至12樓、15樓至22樓 2/F to 3/F, 5/F to 12/F, 15/F to 22/F)

位置 Location	品牌名稱 Brand Name	產品型號 Model Number (室外機 Outdoor Unit)	產品型號 Model Number (室內機 Indoor Unit)	單位 Flat									
				A	B	C	D	E	F	G	H	J	K
客廳/飯廳 Living Room / Dining Room	日立 Hitachi	RAS-3.0HNATAQ	RPK-1.2HNAUAQ	√★★	√★★	/	/	/	/	/	/	/	/
	日立 Hitachi	RAS-4.0HNATAQ	RPK-1.2HNAUAQ	√★	√★	/	/	/	/	/	/	/	/
	日立 Hitachi	RAM-68QHA2	RAK-50NHA2	/	/	√★★★	√★★★	√★★★	√★★★	/	/	/	/
客廳/飯廳/睡房 Living Room / Dining Room / Bedroom	日立 Hitachi	RACX18CBK	RASX18CBK	/	/	/	/	/	/	√	√	√	√
主人睡房 Master Bedroom	日立 Hitachi	RAS-3.0HNATAQ	RPK-1.2HNAUAQ	√★★	√★★	/	/	/	/	/	/	/	/
	日立 Hitachi	RACX13CBK	RASX13CBK	/	/	√	√	/	√	/	/	/	/
	日立 Hitachi	RAM-68QHA2	RAK-25NHA2	/	/	/	/	√★★★	/	/	/	/	/
睡房 1 Bedroom 1	日立 Hitachi	RAS-4.0HNATAQ	RPK-0.9HNAUAQ	√★	√★	/	/	/	/	/	/	/	/
	日立 Hitachi	RAM-68QHA2	RAK-25NHA2	/	/	√★★★	√★★★	/	√★★★	/	/	/	/
睡房 2 Bedroom 2	日立 Hitachi	RAS-4.0HNATAQ	RPK-0.9HNAUAQ	√★	√★	/	/	/	/	/	/	/	/
儲物房 Store	日立 Hitachi	RAS-4.0HNATAQ	RPK-0.9HNAUAQ	√★	√★	/	/	/	/	/	/	/	/

賣方承諾如期數中沒有安裝指明的品牌名稱或產品型號的升降機或設備，便會安裝品質相若的升降機或設備
The vendor undertakes that if lifts or appliances of the specified brand name or model number are not installed in the Phase, lifts or appliances of comparable quality will be installed.

備註：
1. ★同一單位不同位置共用一部室外機 (組合 1)
2. ★★同一單位不同位置共用一部室外機(組合2)
3. ★★★同一單位不同位置共用一部室外機(組合3)
4. 上表內之「/」代表「不適用」。
5. 上表內之「√」 代表「提供」。

Notes:
1. ★Shared Outdoor Unit for different location of a flat (Combination 1)
2. ★★Shared Outdoor Unit for different location of a flat (Combination 2)
3. ★★★Shared Outdoor Unit for different location of a flat (Combination 3)
4. The symbol "/" as shown in the above table denotes "Not applicable".
5. The symbol "√" as shown in the above table denotes "Provided".

6. 設備説明 Appliances Schedule (分體式冷氣機 Split type air-conditioner)
第1A座 Tower 1A (地下 G/F)

位置 Location	品牌名稱 Brand Name	產品型號 Model Number (室外機 Outdoor Unit)	產品型號 Model Number (室內機 Indoor Unit)	單位 Flat						
				A	B	C	D	G	H	J
客廳/飯廳 Living Room / Dining Room	日立 Hitachi	RAS-3.0HNATAQ	RPK-1.2HNAUAQ	√★★	√★★	/	/	/	/	/
	日立 Hitachi	RAS-4.0HNATAQ	RPK-1.2HNAUAQ	√★	√★	/	/	/	/	/
	日立 Hitachi	RAM-68QHA2	RAK-50NHA2	/	/	√★★★	√★★★	/	/	/
	日立 Hitachi	RACX18CBK	RASX18CBK	/	/	/	/	√	/	/
客廳/飯廳/睡房 Living Room / Dining Room / Bedroom	日立 Hitachi	RACX18CBK	RASX18CBK	/	/	/	/	/	√	√
主人睡房 Master Bedroom	日立 Hitachi	RAS-3.0HNATAQ	RPK-1.2HNAUAQ	√★★	√★★	/	/	/	/	/
	日立 Hitachi	RACX13CBK	RASX13CBK	/	/	√	/	/	/	/
	日立 Hitachi	RAM-68QHA2	RAK-25NHA2	/	/	/	√★★★	/	/	/
	日立 Hitachi	RACX10CBK	RASX10CBK	/	/	/	/	√	/	/
睡房 1 Bedroom 1	日立 Hitachi	RAS-4.0HNATAQ	RPK-0.9HNAUAQ	√★	√★	/	/	/	/	/
	日立 Hitachi	RAM-68QHA2	RAK-25NHA2	/	/	√★★★	/	/	/	/
睡房 2 Bedroom 2	日立 Hitachi	RAS-4.0HNATAQ	RPK-0.9HNAUAQ	√★	√★	/	/	/	/	/
儲物房 Store	日立 Hitachi	RAS-4.0HNATAQ	RPK-0.9HNAUAQ	√★	√★	/	/	/	/	/

賣方承諾如期數中沒有安裝指明的品牌名稱或產品型號的升降機或設備，便會安裝品質相若的升降機或設備
The vendor undertakes that if lifts or appliances of the specified brand name or model number are not installed in the Phase, lifts or appliances of comparable quality will be installed.

備註：
1. ★同一單位不同位置共用一部室外機 (組合 1)
2. ★★同一單位不同位置共用一部室外機(組合2)
3. ★★★同一單位不同位置共用一部室外機(組合3)
4. 上表內之「/」代表「不適用」。
5. 上表內之「√」代表「提供」。

Notes:
1. ★Shared Outdoor Unit for different location of a flat (Combination 1)
2. ★★Shared Outdoor Unit for different location of a flat (Combination 2)
3. ★★★Shared Outdoor Unit for different location of a flat (Combination 3)
4. The symbol "/" as shown in the above table denotes "Not applicable".
5. The symbol "√" as shown in the above table denotes "Provided".

6. 設備說明 Appliances Schedule (分體式冷氣機 Split type air-conditioner)
第1A座 Tower 1A (1樓 1/F)

位置 Location	品牌名稱 Brand Name	產品型號 Model Number (室外機 Outdoor Unit)	產品型號 Model Number (室內機 Indoor Unit)	單位 Flat						
				A	B	C	D	G	H	J
客廳/飯廳 Living Room / Dining Room	日立 Hitachi	RAS-3.0HNATAQ	RPK-1.2HNAUAQ	√★★	√★★	/	/	/	/	/
	日立 Hitachi	RAS-4.0HNATAQ	RPK-1.2HNAUAQ	√★	√★	/	/	/	/	/
	日立 Hitachi	RAM-68QHA2	RAK-50NHA2	/	/	√★★★	√★★★	/	/	/
	日立 Hitachi	RACX18CBK	RASX18CBK	/	/	/	/	√	/	/
客廳/飯廳/睡房 Living Room / Dining Room / Bedroom	日立 Hitachi	RACX18CBK	RASX18CBK	/	/	/	/	/	√	√
主人睡房 Master Bedroom	日立 Hitachi	RAS-3.0HNATAQ	RPK-1.2HNAUAQ	√★★	√★★	/	/	/	/	/
	日立 Hitachi	RACX13CBK	RASX13CBK	/	/	√	/	/	/	/
	日立 Hitachi	RAM-68QHA2	RAK-25NHA2	/	/	/	√★★★	/	/	/
	日立 Hitachi	RACX10CBK	RASX10CBK	/	/	/	/	√	/	/
睡房 1 Bedroom 1	日立 Hitachi	RAS-4.0HNATAQ	RPK-0.9HNAUAQ	√★	√★	/	/	/	/	/
	日立 Hitachi	RAM-68QHA2	RAK-25NHA2	/	/	√★★★	/	/	/	/
睡房 2 Bedroom 2	日立 Hitachi	RAS-4.0HNATAQ	RPK-0.9HNAUAQ	√★	√★	/	/	/	/	/
儲物房 Store	日立 Hitachi	RAS-4.0HNATAQ	RPK-0.9HNAUAQ	√★	√★	/	/	/	/	/

賣方承諾如期數中沒有安裝指明的品牌名稱或產品型號的升降機或設備，便會安裝品質相若的升降機或設備
The vendor undertakes that if lifts or appliances of the specified brand name or model number are not installed in the Phase, lifts or appliances of comparable quality will be installed.

備註：
1. ★同一單位不同位置共用一部室外機 (組合 1)
2. ★★同一單位不同位置共用一部室外機(組合2)
3. ★★★同一單位不同位置共用一部室外機(組合3)
4. 上表內之「/」代表「不適用」。
5. 上表內之「√」代表「提供」。

Notes:
1. ★Shared Outdoor Unit for different location of a flat (Combination 1)
2. ★★Shared Outdoor Unit for different location of a flat (Combination 2)
3. ★★★Shared Outdoor Unit for different location of a flat (Combination 3)
4. The symbol "/" as shown in the above table denotes "Not applicable".
5. The symbol "√" as shown in the above table denotes "Provided".

6. 設備說明 Appliances Schedule (分體式冷氣機 Split type air-conditioner)
第1A座 Tower 1A (2樓至3樓、5樓至12樓、15樓至22樓 2/F to 3/F, 5/F to 12/F, 15/F to 22/F)

位置 Location	品牌名稱 Brand Name	產品型號 Model Number (室外機 Outdoor Unit)	產品型號 Model Number (室內機 Indoor Unit)	單位 Flat								
				A	B	C	D	E	F	G	H	J
客廳/飯廳 Living Room / Dining Room	日立 Hitachi	RAS-3.0HNATAQ	RPK-1.2HNAUAQ	√★★	√★★	/	/	/	/	/	/	/
	日立 Hitachi	RAS-4.0HNATAQ	RPK-1.2HNAUAQ	√★	√★	/	/	/	/	/	/	/
	日立 Hitachi	RAM-68QHA2	RAK-50NHA2	/	/	√★★★	√★★★	/	√★★★	√★★★	/	/
	日立 Hitachi	RACX18CBK	RASX18CBK	/	/	/	/	√	/	/	/	/
客廳/飯廳/睡房 Living Room / Dining Room / Bedroom	日立 Hitachi	RACX18CBK	RASX18CBK	/	/	/	/	/	/	/	√	√
主人睡房 Master Bedroom	日立 Hitachi	RAS-3.0HNATAQ	RPK-1.2HNAUAQ	√★★	√★★	/	/	/	/	/	/	/
	日立 Hitachi	RACX13CBK	RASX13CBK	/	/	√	/	/	/	/	/	/
	日立 Hitachi	RAM-68QHA2	RAK-25NHA2	/	/	/	√★★★	/	√★★★	√★★★	/	/
	日立 Hitachi	RACX10CBK	RASX10CBK	/	/	/	/	√	/	/	/	/
睡房 1 Bedroom 1	日立 Hitachi	RAS-4.0HNATAQ	RPK-0.9HNAUAQ	√★	√★	/	/	/	/	/	/	/
	日立 Hitachi	RAM-68QHA2	RAK-25NHA2	/	/	√★★★	/	/	/	/	/	/
睡房 2 Bedroom 2	日立 Hitachi	RAS-4.0HNATAQ	RPK-0.9HNAUAQ	√★	√★	/	/	/	/	/	/	/
儲物房 Store	日立 Hitachi	RAS-4.0HNATAQ	RPK-0.9HNAUAQ	√★	√★	/	/	/	/	/	/	/

賣方承諾如期數中沒有安裝指明的品牌名稱或產品型號的升降機或設備，便會安裝品質相若的升降機或設備
The vendor undertakes that if lifts or appliances of the specified brand name or model number are not installed in the Phase, lifts or appliances of comparable quality will be installed.

備註：
1. ★同一單位不同位置共用一部室外機 (組合 1)
2. ★★同一單位不同位置共用一部室外機(組合2)
3. ★★★同一單位不同位置共用一部室外機(組合3)
4. 上表內之「/」代表「不適用」。
5. 上表內之「√」代表「提供」。

Notes:
1. ★Shared Outdoor Unit for different location of a flat (Combination 1)
2. ★★Shared Outdoor Unit for different location of a flat (Combination 2)
3. ★★★Shared Outdoor Unit for different location of a flat (Combination 3)
4. The symbol "/" as shown in the above table denotes "Not applicable".
5. The symbol "√" as shown in the above table denotes "Provided".

6. 設備說明 Appliances Schedule (分體式冷氣機 Split type air-conditioner)
第2座 Tower 2 (2樓至3樓、5樓至12樓、15樓至22樓 2/F to 3/F, 5/F to 12/F, 15/F to 22/F)

位置 Location	品牌名稱 Brand Name	產品型號 Model Number (室外機 Outdoor Unit)	產品型號 Model Number (室內機 Indoor Unit)	單位 Flat										
				A	B	C	D	E	F	G	H	J	K	L
客廳/飯廳 Living Room / Dining Room	日立 Hitachi	RAS-4.0HNATAQ	RPK-1.2HNAUAQ	√★	√★	√★	/	/	/	/	/	/	/	/
	日立 Hitachi	RAS-3.0HNATAQ	RPK-1.2HNAUAQ	√★★	√★★	√★★	/	/	/	/	/	/	/	/
	日立 Hitachi	RAM-68QHA2	RAK-50NHA2	/	/	/	√★★★	√★★★	√★★★	/	/	/	/	√★★★
客廳/飯廳/睡房 Living Room / Dining Room / Bedroom	日立 Hitachi	RACX18CBK	RASX18CBK	/	/	/	/	/	/	√	√	√	√	/
主人睡房 Master Bedroom	日立 Hitachi	RAS-3.0HNATAQ	RPK-1.2HNAUAQ	√★★	√★★	√★★	/	/	/	/	/	/	/	/
	日立 Hitachi	RAM-68QHA2	RAK-25NHA2	/	/	/	√★★★	√★★★	√★★★	/	/	/	/	√★★★
睡房 1 Bedroom 1	日立 Hitachi	RAS-4.0HNATAQ	RPK-0.9HNAUAQ	√★	√★	√★	/	/	/	/	/	/	/	/
睡房 2 Bedroom 2	日立 Hitachi	RAS-4.0HNATAQ	RPK-0.9HNAUAQ	√★	√★	√★	/	/	/	/	/	/	/	/
儲物房 Store	日立 Hitachi	RAS-4.0HNATAQ	RPK-0.9HNAUAQ	√★	√★	√★	/	/	/	/	/	/	/	/

賣方承諾如期數中沒有安裝指明的品牌名稱或產品型號的升降機或設備，便會安裝品質相若的升降機或設備
The vendor undertakes that if lifts or appliances of the specified brand name or model number are not installed in the Phase, lifts or appliances of comparable quality will be installed.

備註：
1. ★同一單位不同位置共用一部室外機 (組合 1)
2. ★★同一單位不同位置共用一部室外機(組合2)
3. ★★★同一單位不同位置共用一部室外機(組合3)
4. 上表內之「/」代表「不適用」。
5. 上表內之「√」 代表「提供」。

Notes:
1. ★Shared Outdoor Unit for different location of a flat (Combination 1)
2. ★★Shared Outdoor Unit for different location of a flat (Combination 2)
3. ★★★Shared Outdoor Unit for different location of a flat (Combination 3)
4. The symbol "/" as shown in the above table denotes "Not applicable".
5. The symbol "√" as shown in the above table denotes "Provided".

6. 設備説明 Appliances Schedule (分體式冷氣機 Split type air-conditioner)
第2A座 Tower 2A (2樓至3樓、5樓至12樓、15樓至22樓 2/F to 3/F, 5/F to 12/F, 15/F to 22/F)

位置 Location	品牌名稱 Brand Name	產品型號 Model Number (室外機 Outdoor Unit)	產品型號 Model Number (室內機 Indoor Unit)	單位 Flat								
				A	B	C	D	E	F	G	H	J
客廳/飯廳 Living Room / Dining Room	日立 Hitachi	RAS-4.0HNATAQ	RPK-1.2HNAUAQ	√★	/	/	/	/	/	/	/	/
	日立 Hitachi	RAS-3.0HNATAQ	RPK-1.2HNAUAQ	√★★	/	/	/	/	/	/	/	/
	日立 Hitachi	RAM-68QHA2	RAK-50NHA2	/	√★★★	/	/	/	/	√★★★	/	√★★★
	日立 Hitachi	RAM-68QHA2	RAK-50NHA2	/	/	√★★	/	/	/	/	/	/
	日立 Hitachi	RAM-68QHA2	RAK-35NHA2	/	/	/	√★	/	/	/	/	/
	日立 Hitachi	RAM-55QHA2	RAK-35NHA2	/	/	/	√★★	/	/	/	/	/
客廳/飯廳/睡房 Living Room / Dining Room / Bedroom	日立 Hitachi	RACX18CBK	RASX18CBK	/	/	/	/	√	√	/	√	/
主人睡房 Master Bedroom	日立 Hitachi	RAS-3.0HNATAQ	RPK-1.2HNAUAQ	√★★	/	/	/	/	/	/	/	/
	日立 Hitachi	RAM-68QHA2	RAK-25NHA2	/	√★★★	/	/	/	/	√★★★	/	√★★★
	日立 Hitachi	RAM-55QHA2	RAK-35NHA2	/	/	√★	/	/	/	/	/	/
	日立 Hitachi	RAM-68QHA2	RAK-35NHA2	/	/	/	√★	/	/	/	/	/
睡房 1 Bedroom 1	日立 Hitachi	RAS-4.0HNATAQ	RPK-0.9HNAUAQ	√★	/	/	/	/	/	/	/	/
	日立 Hitachi	RAM-55QHA2	RAK-25NHA2	/	/	√★	√★★	/	/	/	/	/
睡房 2 Bedroom 2	日立 Hitachi	RAS-4.0HNATAQ	RPK-0.9HNAUAQ	√★	/	/	/	/	/	/	/	/
儲物房 Store	日立 Hitachi	RAS-4.0HNATAQ	RPK-0.9HNAUAQ	√★	/	/	/	/	/	/	/	/
	日立 Hitachi	RAM-68QHA2	RAK-25NHA2	/	/	√★★	/	/	/	/	/	/

賣方承諾如期數中沒有安裝指明的品牌名稱或產品型號的升降機或設備，便會安裝品質相若的升降機或設備
The vendor undertakes that if lifts or appliances of the specified brand name or model number are not installed in the Phase, lifts or appliances of comparable quality will be installed.

備註：
1. ★同一單位不同位置共用一部室外機 (組合 1)
2. ★★同一單位不同位置共用一部室外機(組合2)
3. ★★★同一單位不同位置共用一部室外機(組合3)
4. 上表內之「/」代表「不適用」。
5. 上表內之「√」 代表「提供」。

Notes:
1. ★Shared Outdoor Unit for different location of a flat (Combination 1)
2. ★★Shared Outdoor Unit for different location of a flat (Combination 2)
3. ★★★Shared Outdoor Unit for different location of a flat (Combination 3)
4. The symbol "/" as shown in the above table denotes "Not applicable".
5. The symbol "√" as shown in the above table denotes "Provided".

6. 設備說明 Appliances Schedule
第1座 Tower 1 (地下 G/F)

位置 Location	設備 Appliance	品牌名稱 Brand Name	型號 Model Number	單位 Flat							
				A	B	C	D	E	F	J	K
開放式廚房 Open Kitchen	煤氣煮食爐 (雙爐頭) Gas Hob (2 Burners)	Miele	CS 1013-1	/	/	√	√	√	√	√	√
	抽油煙機 Cooker Hood	Miele	DA3466 HP	/	/	√	√	√	√	√	√
	嵌入式蒸烤一體機 Combiation Steam Oven	Miele	DGC 6400	/	/	/	/	√	/	√	√
	嵌入式蒸爐 Steam Oven	Miele	DG 6030	/	/	√	√	/	√	/	/
	雪櫃連冰箱 (高款) Fridge-Freezer (High section)	西門子 Siemens	KI86NAF31K	/	/	√	√	√	/	/	/
	雪櫃連冰箱 (中款) Fridge-Freezer (Medium section)	西門子 Siemens	KI24LV20HK	/	/	/	/	/	√	/	/
	雪櫃 (低款) Fridge (Low section)	西門子 Siemens	KU15LA65HK	/	/	/	/	/	/	√	√
	洗衣乾衣機 Washer Dryer	西門子 Siemens	WK14D321HK	/	/	√	√	√	√	√	√
	煤氣熱水器 Gas water heater	TGC	TRJW162TFL	/	/	√	/	/	/	/	/
廚房 Kitchen	煤氣煮食爐(炒鑊用) Gas Hob (Wok Burner)	Miele	CS 1018 G	√	√	/	/	/	/	/	/
	煤氣煮食爐(雙爐頭) Gas Hob (2 Burners)	Miele	CS 1013-1	√	√	/	/	/	/	/	/
	抽油煙機 Cooker Hood	Miele	DA 6698 W	√	√	/	/	/	/	/	/
	嵌入式蒸烤一體機 Combiation Steam Oven	Miele	DGC 6400	√	√	/	/	/	/	/	/
	雪櫃連冰箱 (高款) Fridge-Freezer (High section)	西門子 Siemens	KI86NAF31K	√	√	/	/	/	/	/	/
	洗衣乾衣機 Washer Dryer	西門子 Siemens	WK14D321HK	√	√	/	/	/	/	/	/
	酒櫃 Wine Conditioning Unit	Miele	KWT 6321 UG	√	√	/	/	/	/	/	/
	抽氣扇 Exhaust fan	GELEC	DPT 10-23B	√	√	/	/	/	/	/	/
	煤氣熱水器 Gas water heater	TGC	TRJW222TFQL	√	√	/	/	/	/	/	/
主人浴室 Master Bathroom	浴室換氣暖風機Thermo Ventilator	樂聲牌 Panasonic	FV-40BE2H	√	√	/	/	/	/	/	/
浴室 Bathroom	浴室換氣暖風機Thermo Ventilator	樂聲牌 Panasonic	FV-40BE2H	√	√	√	√	√	√	√	√
花園 Garden	煤氣熱水器 Gas water heater	TGC	RBOX16QR	/	/	/	/	/	√	√	/
	煤氣熱水器 Gas water heater	TGC	RBOX16QL	/	/	/	√	√	/	/	√

賣方承諾如期數中沒有安裝指明的品牌名稱或產品型號的升降機或設備，便會安裝品質相若的升降機或設備
The vendor undertakes that if lifts or appliances of the specified brand name or model number are not installed in the Phase, lifts or appliances of comparable quality will be installed.

備註：
1. 上表內之「/」代表「不適用」。
2. 上表內之「√」代表「提供」。

Notes:
1. The symbol "/" as shown in the above table denotes "Not applicable".
2. The symbol "√" as shown in the above table denotes "Provided".

6. 設備說明 Appliances Schedule
第1座 Tower 1 (1樓 1/F)

位置 Location	設備 Appliance	品牌名稱 Brand Name	型號 Model Number	單位 Flat							
				A	B	C	D	E	F	J	K
開放式廚房 Open Kitchen	煤氣煮食爐 (雙爐頭) Gas Hob (2 Burners)	Miele	CS 1013-1	/	/	√	√	√	√	√	√
	抽油煙機 Cooker Hood	Miele	DA3466 HP	/	/	√	√	√	√	√	√
	嵌入式蒸烤一體機 Combiation Steam Oven	Miele	DGC 6400	/	/	/	/	√	/	√	√
	嵌入式蒸爐 Steam Oven	Miele	DG 6030	/	/	√	√	/	√	/	/
	雪櫃連冰箱 (高款) Fridge-Freezer (High section)	西門子 Siemens	KI86NAF31K	/	/	√	√	√	/	/	/
	雪櫃連冰箱 (中款) Fridge-Freezer (Medium section)	西門子 Siemens	KI24LV20HK	/	/	/	/	/	√	/	/
	雪櫃 (低款) Fridge (Low section)	西門子 Siemens	KU15LA65HK	/	/	/	/	/	/	√	√
	洗衣乾衣機 Washer Dryer	西門子 Siemens	WK14D321HK	/	/	√	√	√	√	√	√
廚房 Kitchen	煤氣煮食爐(炒鑊用) Gas Hob (Wok Burner)	Miele	CS 1018 G	√	√	/	/	/	/	/	/
	煤氣煮食爐(雙爐頭) Gas Hob (2 Burners)	Miele	CS 1013-1	√	√	/	/	/	/	/	/
	抽油煙機 Cooker Hood	Miele	DA 6698 W	√	√	/	/	/	/	/	/
	嵌入式蒸烤一體機 Combiation Steam Oven	Miele	DGC 6400	√	√	/	/	/	/	/	/
	雪櫃連冰箱 (高款) Fridge-Freezer (High section)	西門子 Siemens	KI86NAF31K	√	√	/	/	/	/	/	/
	洗衣乾衣機 Washer Dryer	西門子 Siemens	WK14D321HK	√	√	/	/	/	/	/	/
	酒櫃 Wine Conditioning Unit	Miele	KWT 6321 UG	√	√	/	/	/	/	/	/
	抽氣扇 Exhaust fan	GELEC	DPT 10-23B	√	√	/	/	/	/	/	/
	煤氣熱水器 Gas water heater	TGC	TRJW222TFQL	√	√	/	/	/	/	/	/
主人浴室 Master Bathroom	浴室換氣暖風機Thermo Ventilator	樂聲牌 Panasonic	FV-40BE2H	√	√	/	/	/	/	/	/
浴室 Bathroom	浴室換氣暖風機Thermo Ventilator	樂聲牌 Panasonic	FV-40BE2H	√	√	√	√	√	√	√	√
露台 Balcony	煤氣熱水器 Gas water heater	TGC	RBOX16QR	/	/	/	/	/	√	√	/
	煤氣熱水器 Gas water heater	TGC	RBOX16QL	/	/	√	√	√	/	/	√

賣方承諾如期數中沒有安裝指明的品牌名稱或產品型號的升降機或設備，便會安裝品質相若的升降機或設備
The vendor undertakes that if lifts or appliances of the specified brand name or model number are not installed in the Phase, lifts or appliances of comparable quality will be installed.

備註：
1. 上表內之「/」代表「不適用」。
2. 上表內之「√」代表「提供」。

Notes:
1. The symbol "/" as shown in the above table denotes "Not applicable".
2. The symbol "√" as shown in the above table denotes "Provided".

6. 設備說明 Appliances Schedule
第1座 Tower 1 (2樓至3樓、5樓至12樓、15樓至21樓 2/F to 3/F, 5/F to 12/F, 15/F to 21/F)

位置 Location	設備 Appliance	品牌名稱 Brand Name	型號 Model Number	單位 Flat									
				A	B	C	D	E	F	G	H	J	K
開放式廚房 Open Kitchen	煤氣煮食爐 (雙爐頭) Gas Hob (2 Burners)	Miele	CS 1013-1	/	/	√	√	√	√	√	√	√	√
	抽油煙機 Cooker Hood	Miele	DA3466 HP	/	/	√	√	√	√	√	√	√	√
	嵌入式蒸烤一體機 Combiation Steam Oven	Miele	DGC 6400	/	/	/	/	√	/	√	√	√	√
	嵌入式蒸爐 Steam Oven	Miele	DG 6030	/	/	√	√	/	√	/	/	/	/
	雪櫃連冰箱 (高款) Fridge-Freezer (High section)	西門子 Siemens	KI86NAF31K	/	/	√	√	√	/	/	/	/	/
	雪櫃連冰箱 (中款) Fridge-Freezer (Medium section)	西門子 Siemens	KI24LV20HK	/	/	/	/	/	√	/	/	/	/
	雪櫃 (低款) Fridge (Low section)	西門子 Siemens	KU15LA65HK	/	/	/	/	/	/	√	√	√	√
	洗衣乾衣機 Washer Dryer	西門子 Siemens	WK14D321HK	/	/	√	√	√	√	√	√	√	√
廚房 Kitchen	煤氣煮食爐(炒鑊用) Gas Hob (Wok Burner)	Miele	CS 1018 G	√	√	/	/	/	/	/	/	/	/
	煤氣煮食爐(雙爐頭) Gas Hob (2 Burners)	Miele	CS 1013-1	√	√	/	/	/	/	/	/	/	/
	抽油煙機 Cooker Hood	Miele	DA 6698 W	√	√	/	/	/	/	/	/	/	/
	嵌入式蒸烤一體機 Combiation Steam Oven	Miele	DGC 6400	√	√	/	/	/	/	/	/	/	/
	雪櫃連冰箱 (高款) Fridge-Freezer (High section)	西門子 Siemens	KI86NAF31K	√	√	/	/	/	/	/	/	/	/
	洗衣乾衣機 Washer Dryer	西門子 Siemens	WK14D321HK	√	√	/	/	/	/	/	/	/	/
	酒櫃 Wine Conditioning Unit	Miele	KWT 6321 UG	√	√	/	/	/	/	/	/	/	/
	抽氣扇 Exhaust fan	GELEC	DPT 10-23B	√	√	/	/	/	/	/	/	/	/
	煤氣熱水器 Gas water heater	TGC	TRJW222TFQL	√	√	/	/	/	/	/	/	/	/
主人浴室 Master Bathroom	浴室換氣暖風機Thermo Ventilator	樂聲牌 Panasonic	FV-40BE2H	√	√	/	/	/	/	/	/	/	/
浴室 Bathroom	浴室換氣暖風機Thermo Ventilator	樂聲牌 Panasonic	FV-40BE2H	√	√	√	√	√	√	√	√	√	√
露台 Balcony	煤氣熱水器 Gas water heater	TGC	RBOX16QR	/	/	/	/	/	√	√	/	√	/
	煤氣熱水器 Gas water heater	TGC	RBOX16QL	/	/	√	√	√	/	/	√	/	√

賣方承諾如期數中沒有安裝指明的品牌名稱或產品型號的升降機或設備，便會安裝品質相若的升降機或設備
The vendor undertakes that if lifts or appliances of the specified brand name or model number are not installed in the Phase, lifts or appliances of comparable quality will be installed.

備註：
1. 上表內之「/」代表「不適用」。
2. 上表內之「√」代表「提供」。

Notes:
1. The symbol "/" as shown in the above table denotes "Not applicable".
2. The symbol "√" as shown in the above table denotes "Provided".

6. 設備說明 Appliances Schedule
第1座 Tower 1 (22樓 22/F)

位置 Location	設備 Appliance	品牌名稱 Brand Name	型號 Model Number	單位 Flat									
				A	B	C	D	E	F	G	H	J	K
開放式廚房 Open Kitchen	煤氣煮食爐 (雙爐頭) Gas Hob (2 Burners)	Miele	CS 1013-1	/	/	√	√	√	√	√	√	√	√
	抽油煙機 Cooker Hood	Miele	DA3466 HP	/	/	√	√	√	√	√	√	√	√
	嵌入式蒸烤一體機 Combiation Steam Oven	Miele	DGC 6400	/	/	/	/	√	/	√	√	√	√
	嵌入式蒸爐 Steam Oven	Miele	DG 6030	/	/	√	√	/	√	/	/	/	/
	雪櫃連冰箱 (高款) Fridge-Freezer (High section)	西門子 Siemens	KI86NAF31K	/	/	√	√	√	/	/	/	/	/
	雪櫃連冰箱 (中款) Fridge-Freezer (Medium section)	西門子 Siemens	KI24LV20HK	/	/	/	/	/	√	/	/	/	/
	雪櫃 (低款) Fridge (Low section)	西門子 Siemens	KU15LA65HK	/	/	/	/	/	/	√	√	√	√
	洗衣乾衣機 Washer Dryer	西門子 Siemens	WK14D321HK	/	/	√	√	√	√	√	√	√	√
廚房 Kitchen	煤氣煮食爐(炒鑊用) Gas Hob (Wok Burner)	Miele	CS 1018 G	√	√	/	/	/	/	/	/	/	/
	煤氣煮食爐(雙爐頭) Gas Hob (2 Burners)	Miele	CS 1013-1	√	√	/	/	/	/	/	/	/	/
	抽油煙機 Cooker Hood	Miele	DA 6698 W	√	√	/	/	/	/	/	/	/	/
	嵌入式蒸烤一體機 Combiation Steam Oven	Miele	DGC 6400	√	√	/	/	/	/	/	/	/	/
	雪櫃連冰箱 (高款) Fridge-Freezer (High section)	西門子 Siemens	KI86NAF31K	√	√	/	/	/	/	/	/	/	/
	洗衣乾衣機 Washer Dryer	西門子 Siemens	WK14D321HK	√	√	/	/	/	/	/	/	/	/
	酒櫃 Wine Conditioning Unit	Miele	KWT 6321 UG	√	√	/	/	/	/	/	/	/	/
	抽氣扇 Exhaust fan	GELEC	DPT10-23B	√	√	/	/	/	/	/	/	/	/
	煤氣熱水器 Gas water heater	TGC	TRJW222TFQL	√	√	/	/	/	/	/	/	/	/
主人浴室 Master Bathroom	浴室換氣暖風機Thermo Ventilator	樂聲牌 Panasonic	FV-40BE2H	√	√	/	/	/	/	/	/	/	/
浴室 Bathroom	浴室換氣暖風機Thermo Ventilator	樂聲牌 Panasonic	FV-40BE2H	√	√	√	√	√	√	√	√	√	√
露台 Balcony	煤氣熱水器 Gas water heater	TGC	RBOX16QR	/	/	/	/	/	√	√	/	√	/
	煤氣熱水器 Gas water heater	TGC	RBOX16QL	/	/	√	√	√	/	/	√	/	√

賣方承諾如期數中沒有安裝指明的品牌名稱或產品型號的升降機或設備，便會安裝品質相若的升降機或設備
The vendor undertakes that if lifts or appliances of the specified brand name or model number are not installed in the Phase, lifts or appliances of comparable quality will be installed.

備註：
1. 上表內之「/」代表「不適用」。
2. 上表內之「√」代表「提供」。

Notes:
1. The symbol "/" as shown in the above table denotes "Not applicable".
2. The symbol "√" as shown in the above table denotes "Provided".

6. 設備説明 Appliances Schedule
第1A座 Tower 1A (地下 G/F)

位置 Location	設備 Appliance	品牌名稱 Brand Name	型號 Model Number	單位 Flat						
				A	B	C	D	G	H	J
開放式廚房 Open Kitchen	煤氣煮食爐 (雙爐頭) Gas Hob (2 Burners)	Miele	CS 1013-1	/	/	√	√	√	√	√
	抽油煙機 Cooker Hood	Miele	DA3466 HP	/	/	√	√	√	√	√
	嵌入式蒸烤一體機 Combiation Steam Oven	Miele	DGC 6400	/	/	√	/	/	√	√
	嵌入式蒸爐 Steam Oven	Miele	DG 6030	/	/	/	√	√	/	/
	雪櫃 (低款) Fridge (Low section)	西門子 Siemens	KU15LA65HK	/	/	√	√	√	√	√
	洗衣乾衣機 Washer Dryer	西門子 Siemens	WK14D321HK	/	/	√	√	√	√	√
廚房 Kitchen	煤氣煮食爐(炒鑊用) Gas Hob (Wok Burner)	Miele	CS 1018 G	√	√	/	/	/	/	/
	煤氣煮食爐(雙爐頭) Gas Hob (2 Burners)	Miele	CS 1013-1	√	√	/	/	/	/	/
	抽油煙機 Cooker Hood	Miele	DA 6698 W	√	√	/	/	/	/	/
	嵌入式蒸烤一體機 Combiation Steam Oven	Miele	DGC 6400	√	√	/	/	/	/	/
	雪櫃連冰箱 (高款) Fridge-Freezer (High section)	西門子 Siemens	KI86NAF31K	√	√	/	/	/	/	/
	洗衣乾衣機 Washer Dryer	西門子 Siemens	WK14D321HK	√	√	/	/	/	/	/
	酒櫃 Wine Conditioning Unit	Miele	KWT 6321 UG	√	√	/	/	/	/	/
	抽氣扇 Exhaust fan	GELEC	DPT 10-23B	√	√	/	/	/	/	/
	煤氣熱水器 Gas water heater	TGC	TRJW222TFQL	√	√	/	/	/	/	/
主人浴室 Master Bathroom	浴室換氣暖風機Thermo Ventilator	樂聲牌 Panasonic	FV-40BE2H	√	√	/	/	/	/	/
浴室 Bathroom	浴室換氣暖風機Thermo Ventilator	樂聲牌 Panasonic	FV-40BE2H	√	√	√	√	√	√	√
花園 Garden	煤氣熱水器 Gas water heater	TGC	RBOX16QR	/	/	√	√	√	/	√
	煤氣熱水器 Gas water heater	TGC	RBOX16QL	/	/	/	/	/	√	/

賣方承諾如期數中沒有安裝指明的品牌名稱或產品型號的升降機或設備，便會安裝品質相若的升降機或設備
The vendor undertakes that if lifts or appliances of the specified brand name or model number are not installed in the Phase, lifts or appliances of comparable quality will be installed.

備註：
1. 上表內之「/」代表「不適用」。
2. 上表內之「√」代表「提供」。

Notes:
1. The symbol "/" as shown in the above table denotes "Not applicable".
2. The symbol "√" as shown in the above table denotes "Provided".

6. 設備説明 Appliances Schedule
第1A座 Tower 1A (1樓 1/F)

位置 Location	設備 Appliance	品牌名稱 Brand Name	型號 Model Number	單位 Flat								
				A	B	C	D	E	F	G	H	J
開放式廚房 Open Kitchen	煤氣煮食爐 (雙爐頭) Gas Hob (2 Burners)	Miele	CS 1013-1	/	/	√	√	/	/	√	√	√
	抽油煙機 Cooker Hood	Miele	DA3466 HP	/	/	√	√	/	/	√	√	√
	嵌入式蒸烤一體機 Combiation Steam Oven	Miele	DGC 6400	/	/	√	/	/	/	/	√	√
	嵌入式蒸爐 Steam Oven	Miele	DG 6030	/	/	/	√	/	/	√	/	/
	雪櫃 (低款) Fridge (Low section)	西門子 Siemens	KU15LA65HK	/	/	√	√	/	/	√	√	√
	洗衣乾衣機 Washer Dryer	西門子 Siemens	WK14D321HK	/	/	√	√	/	/	√	√	√
廚房 Kitchen	煤氣煮食爐(炒鑊用) Gas Hob (Wok Burner)	Miele	CS 1018 G	√	√	/	/	/	/	/	/	/
	煤氣煮食爐(雙爐頭) Gas Hob (2 Burners)	Miele	CS 1013-1	√	√	/	/	/	/	/	/	/
	抽油煙機 Cooker Hood	Miele	DA 6698 W	√	√	/	/	/	/	/	/	/
	嵌入式蒸烤一體機 Combiation Steam Oven	Miele	DGC 6400	√	√	/	/	/	/	/	/	/
	雪櫃連冰箱 (高款) Fridge-Freezer (High section)	西門子 Siemens	KI86NAF31K	√	√	/	/	/	/	/	/	/
	洗衣乾衣機 Washer Dryer	西門子 Siemens	WK14D321HK	√	√	/	/	/	/	/	/	/
	酒櫃 Wine Conditioning Unit	Miele	KWT 6321 UG	√	√	/	/	/	/	/	/	/
	抽氣扇 Exhaust fan	GELEC	DPT 10-23B	√	√	/	/	/	/	/	/	/
	煤氣熱水器 Gas water heater	TGC	TRJW222TFQL	√	√	/	/	/	/	/	/	/
主人浴室 Master Bathroom	浴室換氣暖風機Thermo Ventilator	樂聲牌 Panasonic	FV-40BE2H	√	√	/	/	/	/	/	/	/
浴室 Bathroom	浴室換氣暖風機Thermo Ventilator	樂聲牌 Panasonic	FV-40BE2H	√	√	√	√	√	√	√	√	√
露台 Balcony	煤氣熱水器 Gas water heater	TGC	RBOX16QR	/	/	√	√	/	/	√	/	√
	煤氣熱水器 Gas water heater	TGC	RBOX16QL	/	/	/	/	/	/	/	√	/

賣方承諾如期數中沒有安裝指明的品牌名稱或產品型號的升降機或設備，便會安裝品質相若的升降機或設備
The vendor undertakes that if lifts or appliances of the specified brand name or model number are not installed in the Phase, lifts or appliances of comparable quality will be installed.

備註：
1. 上表內之「/」代表「不適用」。
2. 上表內之「√」代表「提供」。

Notes:
1. The symbol "/" as shown in the above table denotes "Not applicable".
2. The symbol "√" as shown in the above table denotes "Provided".

6. 設備說明 Appliances Schedule
第1A座 Tower 1A (2樓至3樓、5樓至12樓、15樓至21樓 2/F to 3/F, 5/F to 12/F, 15/F to 21/F)

位置 Location	設備 Appliance	品牌名稱 Brand Name	型號 Model Number	單位 Flat								
				A	B	C	D	E	F	G	H	J
開放式廚房 Open Kitchen	煤氣煮食爐 (雙爐頭) Gas Hob (2 Burners)	Miele	CS 1013-1	/	/	√	√	√	√	√	√	√
	抽油煙機 Cooker Hood	Miele	DA3466 HP	/	/	√	√	√	√	√	√	√
	嵌入式蒸烤一體機 Combiation Steam Oven	Miele	DGC 6400	/	/	√	/	/	/	/	√	√
	嵌入式蒸爐 Steam Oven	Miele	DG 6030	/	/	/	√	√	√	√	/	/
	雪櫃 (低款) Fridge (Low section)	西門子 Siemens	KU15LA65HK	/	/	√	√	√	√	√	√	√
	洗衣乾衣機 Washer Dryer	西門子 Siemens	WK14D321HK	/	/	√	√	√	√	√	√	√
廚房 Kitchen	煤氣煮食爐(炒鑊用) Gas Hob (Wok Burner)	Miele	CS 1018 G	√	√	/	/	/	/	/	/	/
	煤氣煮食爐(雙爐頭) Gas Hob (2 Burners)	Miele	CS 1013-1	√	√	/	/	/	/	/	/	/
	抽油煙機 Cooker Hood	Miele	DA 6698 W	√	√	/	/	/	/	/	/	/
	嵌入式蒸烤一體機 Combiation Steam Oven	Miele	DGC 6400	√	√	/	/	/	/	/	/	/
	雪櫃連冰箱 (高款) Fridge-Freezer (High section)	西門子 Siemens	KI86NAF31K	√	√	/	/	/	/	/	/	/
	洗衣乾衣機 Washer Dryer	西門子 Siemens	WK14D321HK	√	√	/	/	/	/	/	/	/
	酒櫃 Wine Conditioning Unit	Miele	KWT 6321 UG	√	√	/	/	/	/	/	/	/
	抽氣扇 Exhaust fan	GELEC	DPT 10-23B	√	√	/	/	/	/	/	/	/
	煤氣熱水器 Gas water heater	TGC	TRJW222TFQL	√	√	/	/	/	/	/	/	/
主人浴室 Master Bathroom	浴室換氣暖風機Thermo Ventilator	樂聲牌 Panasonic	FV-40BE2H	√	√	/	/	/	/	/	/	/
浴室 Bathroom	浴室換氣暖風機Thermo Ventilator	樂聲牌 Panasonic	FV-40BE2H	√	√	√	√	√	√	√	√	√
露台 Balcony	煤氣熱水器 Gas water heater	TGC	RBOX16QR	/	/	√	√	√	√	√	/	√
	煤氣熱水器 Gas water heater	TGC	RBOX16QL	/	/	/	/	/	/	/	√	/

賣方承諾如期數中沒有安裝指明的品牌名稱或產品型號的升降機或設備，便會安裝品質相若的升降機或設備
The vendor undertakes that if lifts or appliances of the specified brand name or model number are not installed in the Phase, lifts or appliances of comparable quality will be installed.

備註：
1. 上表內之「/」代表「不適用」。
2. 上表內之「√」代表「提供」。

Notes:
1. The symbol "/" as shown in the above table denotes "Not applicable".
2. The symbol "√" as shown in the above table denotes "Provided".

6. 設備說明 Appliances Schedule
第1A座 Tower 1A (22樓 22/F)

位置 Location	設備 Appliance	品牌名稱 Brand Name	型號 Model Number	單位 Flat								
				A	B	C	D	E	F	G	H	J
開放式廚房 Open Kitchen	煤氣煮食爐 (雙爐頭) Gas Hob (2 Burners)	Miele	CS 1013-1	/	/	√	√	√	√	√	√	√
	抽油煙機 Cooker Hood	Miele	DA3466 HP	/	/	√	√	√	√	√	√	√
	嵌入式蒸烤一體機 Combiation Steam Oven	Miele	DGC 6400	/	/	√	/	/	/	/	√	√
	嵌入式蒸爐 Steam Oven	Miele	DG 6030	/	/	/	√	√	√	√	/	/
	雪櫃 (低款) Fridge (Low section)	西門子 Siemens	KU15LA65HK	/	/	√	√	√	√	√	√	√
	洗衣乾衣機 Washer Dryer	西門子 Siemens	WK14D321HK	/	/	√	√	√	√	√	√	√
廚房 Kitchen	煤氣煮食爐(炒鑊用) Gas Hob (Wok Burner)	Miele	CS 1018 G	√	√	/	/	/	/	/	/	/
	煤氣煮食爐(雙爐頭) Gas Hob (2 Burners)	Miele	CS 1013-1	√	√	/	/	/	/	/	/	/
	抽油煙機 Cooker Hood	Miele	DA 6698 W	√	√	/	/	/	/	/	/	/
	嵌入式蒸烤一體機 Combiation Steam Oven	Miele	DGC 6400	√	√	/	/	/	/	/	/	/
	雪櫃連冰箱 (高款) Fridge-Freezer (High section)	西門子 Siemens	KI86NAF31K	√	√	/	/	/	/	/	/	/
	洗衣乾衣機 Washer Dryer	西門子 Siemens	WK14D321HK	√	√	/	/	/	/	/	/	/
	酒櫃 Wine Conditioning Unit	Miele	KWT 6321 UG	√	√	/	/	/	/	/	/	/
	抽氣扇 Exhaust fan	GELEC	DPT 10-23B	√	√	/	/	/	/	/	/	/
	煤氣熱水器 Gas water heater	TGC	TRJW222TFQL	√	√	/	/	/	/	/	/	/
主人浴室 Master Bathroom	浴室換氣暖風機Thermo Ventilator	樂聲牌 Panasonic	FV-40BE2H	√	√	/	/	/	/	/	/	/
浴室 Bathroom	浴室換氣暖風機Thermo Ventilator	樂聲牌 Panasonic	FV-40BE2H	√	√	√	√	√	√	√	√	√
露台 Balcony	煤氣熱水器 Gas water heater	TGC	RBOX16QR	/	/	√	√	√	√	√	/	√
	煤氣熱水器 Gas water heater	TGC	RBOX16QL	/	/	/	/	/	/	/	√	/

賣方承諾如期數中沒有安裝指明的品牌名稱或產品型號的升降機或設備，便會安裝品質相若的升降機或設備
The vendor undertakes that if lifts or appliances of the specified brand name or model number are not installed in the Phase, lifts or appliances of comparable quality will be installed.

備註：
1. 上表內之「/」代表「不適用」。
2. 上表內之「√」代表「提供」。

Notes:
1. The symbol "/" as shown in the above table denotes "Not applicable".
2. The symbol "√" as shown in the above table denotes "Provided".

6. 設備說明 Appliances Schedule
第2座 Tower 2 (2樓至3樓、5樓至12樓、15樓至21樓 2/F to 3/F, 5/F to 12/F, 15/F to 21/F)

位置 Location	設備 Appliance	品牌名稱 Brand Name	型號 Model Number	單位 Flat										
				A	B	C	D	E	F	G	H	J	K	L
開放式廚房 Open Kitchen	煤氣煮食爐 (雙爐頭) Gas Hob (2 Burners)	Miele	CS 1013-1	/	/	/	√	√	√	√	√	√	√	√
	抽油煙機 Cooker Hood	Miele	DA3466 HP	/	/	/	√	√	√	√	√	√	√	√
	嵌入式蒸烤一體機 Combiation Steam Oven	Miele	DGC 6400	/	/	/	/	/	√	√	√	√	√	/
	嵌入式蒸爐 Steam Oven	Miele	DG 6030	/	/	/	√	√	/	/	/	/	/	√
	雪櫃連冰箱 (高款) Fridge-Freezer (High section)	西門子 Siemens	KI86NAF31K	/	/	/	/	/	√	/	/	/	/	/
	雪櫃 (低款) Fridge (Low section)	西門子 Siemens	KU15LA65HK	/	/	/	√	√	/	√	√	√	√	√
	洗衣乾衣機 Washer Dryer	西門子 Siemens	WK14D321HK	/	/	/	√	√	√	√	√	√	√	√
廚房 Kitchen	煤氣煮食爐(炒鑊用) Gas Hob (Wok Burner)	Miele	CS 1018 G	√	√	√	/	/	/	/	/	/	/	/
	煤氣煮食爐(雙爐頭) Gas Hob (2 Burners)	Miele	CS 1013-1	√	√	√	/	/	/	/	/	/	/	/
	抽油煙機 Cooker Hood	Miele	DA 6698 W	√	√	√	/	/	/	/	/	/	/	/
	嵌入式蒸烤一體機 Combiation Steam Oven	Miele	DGC 6400	√	√	√	/	/	/	/	/	/	/	/
	雪櫃連冰箱 (高款) Fridge-Freezer (High section)	西門子 Siemens	KI86NAF31K	√	√	√	/	/	/	/	/	/	/	/
	洗衣乾衣機 Washer Dryer	西門子 Siemens	WK14D321HK	√	√	√	/	/	/	/	/	/	/	/
	酒櫃 Wine Conditioning Unit	Miele	KWT 6321 UG	√	√	√	/	/	/	/	/	/	/	/
	抽氣扇 Exhaust fan	GELEC	DPT 10-23B	√	√	√	/	/	/	/	/	/	/	/
	煤氣熱水器 Gas water heater	TGC	TRJW222TFQL	√	√	√	/	/	/	/	/	/	/	/
主人浴室 Master Bathroom	浴室換氣暖風機Thermo Ventilator	樂聲牌 Panasonic	FV-40BE2H	√	√	√	/	/	/	/	/	/	/	/
浴室 Bathroom	浴室換氣暖風機Thermo Ventilator	樂聲牌 Panasonic	FV-40BE2H	√	√	√	√	√	√	√	√	√	√	√
露台 Balcony	煤氣熱水器 Gas water heater	TGC	RBOX16QR	/	/	/	/	√	√	/	√	/	√	/
	煤氣熱水器 Gas water heater	TGC	RBOX16QL	/	/	/	√	/	/	√	/	√	/	√

賣方承諾如期數中沒有安裝指明的品牌名稱或產品型號的升降機或設備，便會安裝品質相若的升降機或設備
The vendor undertakes that if lifts or appliances of the specified brand name or model number are not installed in the Phase, lifts or appliances of comparable quality will be installed.

備註：
1. 上表內之「/」代表「不適用」。
2. 上表內之「√」 代表「提供」。

Notes:
1. The symbol "/" as shown in the above table denotes "Not applicable".
2. The symbol "√" as shown in the above table denotes "Provided".

6. 設備說明 Appliances Schedule
第2座 Tower 2 (22樓 22/F)

位置 Location	設備 Appliance	品牌名稱 Brand Name	型號 Model Number	單位 Flat										
				A	B	C	D	E	F	G	H	J	K	L
開放式廚房 Open Kitchen	煤氣煮食爐 (雙爐頭) Gas Hob (2 Burners)	Miele	CS 1013-1	/	/	/	√	√	√	√	√	√	√	√
	抽油煙機 Cooker Hood	Miele	DA3466 HP	/	/	/	√	√	√	√	√	√	√	√
	嵌入式蒸烤一體機 Combiation Steam Oven	Miele	DGC 6400	/	/	/	/	/	√	√	√	√	√	/
	嵌入式蒸爐 Steam Oven	Miele	DG 6030	/	/	/	√	√	/	/	/	/	/	√
	雪櫃連冰箱 (高款) Fridge-Freezer (High section)	西門子 Siemens	KI86NAF31K	/	/	/	/	/	√	/	/	/	/	/
	雪櫃 (低款) Fridge (Low section)	西門子 Siemens	KU15LA65HK	/	/	/	√	√	/	√	√	√	√	√
	洗衣乾衣機 Washer Dryer	西門子 Siemens	WK14D321HK	/	/	/	√	√	√	√	√	√	√	√
廚房 Kitchen	煤氣煮食爐(炒鑊用) Gas Hob (Wok Burner)	Miele	CS 1018 G	√	√	√	/	/	/	/	/	/	/	/
	煤氣煮食爐(雙爐頭) Gas Hob (2 Burners)	Miele	CS 1013-1	√	√	√	/	/	/	/	/	/	/	/
	抽油煙機 Cooker Hood	Miele	DA 6698 W	√	√	√	/	/	/	/	/	/	/	/
	嵌入式蒸烤一體機 Combiation Steam Oven	Miele	DGC 6400	√	√	√	/	/	/	/	/	/	/	/
	雪櫃連冰箱 (高款) Fridge-Freezer (High section)	西門子 Siemens	KI86NAF31K	√	√	√	/	/	/	/	/	/	/	/
	洗衣乾衣機 Washer Dryer	西門子 Siemens	WK14D321HK	√	√	√	/	/	/	/	/	/	/	/
	酒櫃 Wine Conditioning Unit	Miele	KWT 6321 UG	√	√	√	/	/	/	/	/	/	/	/
	抽氣扇 Exhaust fan	GELEC	DPT 10-23B	√	√	√	/	/	/	/	/	/	/	/
	煤氣熱水器 Gas water heater	TGC	TRJW222TFQL	√	√	√	/	/	/	/	/	/	/	/
主人浴室 Master Bathroom	浴室換氣暖風機Thermo Ventilator	樂聲牌 Panasonic	FV-40BE2H	√	√	√	/	/	/	/	/	/	/	/
浴室 Bathroom	浴室換氣暖風機Thermo Ventilator	樂聲牌 Panasonic	FV-40BE2H	√	√	√	√	√	√	√	√	√	√	√
露台 Balcony	煤氣熱水器 Gas water heater	TGC	RBOX16QR	/	/	/	/	√	√	/	√	/	√	/
	煤氣熱水器 Gas water heater	TGC	RBOX16QL	/	/	/	√	/	/	√	/	√	/	√

賣方承諾如期數中沒有安裝指明的品牌名稱或產品型號的升降機或設備，便會安裝品質相若的升降機或設備
The vendor undertakes that if lifts or appliances of the specified brand name or model number are not installed in the Phase, lifts or appliances of comparable quality will be installed.

備註：
1. 上表內之「/」代表「不適用」。
2. 上表內之「√」代表「提供」。

Notes:
1. The symbol "/" as shown in the above table denotes "Not applicable".
2. The symbol "√" as shown in the above table denotes "Provided".

6. 設備說明 Appliances Schedule
第2A座 Tower 2A (2樓至3樓、5樓至12樓、15樓至21樓 2/F to 3/F, 5/F to 12/F, 15/F to 21/F)

位置 Location	設備 Appliance	品牌名稱 Brand Name	型號 Model Number	單位 Flat								
				A	B	C	D	E	F	G	H	J
開放式廚房 Open Kitchen	煤氣煮食爐 (雙爐頭) Gas Hob (2 Burners)	Miele	CS 1013-1	/	√	√	√	√	√	√	√	√
	抽油煙機 Cooker Hood	Miele	DA3466 HP	/	√	√	√	√	√	√	√	√
	嵌入式蒸烤一體機 Combiation Steam Oven	Miele	DGC 6400	/	√	/	√	√	√	/	√	/
	嵌入式蒸爐 Steam Oven	Miele	DG 6030	/	/	√	/	/	/	√	/	√
	雪櫃連冰箱 (高款) Fridge-Freezer (High section)	西門子 Siemens	KI86NAF31K	/	√	√	/	/	/	/	/	/
	雪櫃連冰箱 (中款) Fridge-Freezer (Medium section)	西門子 Siemens	KI24LV20HK	/	/	/	√	/	/	/	/	/
	雪櫃 (低款) Fridge (Low section)	西門子 Siemens	KU15LA65HK	/	/	/	/	√	√	√	√	√
	洗衣乾衣機 Washer Dryer	西門子 Siemens	WK14D321HK	/	√	√	√	√	√	√	√	√
廚房 Kitchen	煤氣煮食爐(炒鑊用) Gas Hob (Wok Burner)	Miele	CS 1018 G	√	/	/	/	/	/	/	/	/
	煤氣煮食爐(雙爐頭) Gas Hob (2 Burners)	Miele	CS 1013-1	√	/	/	/	/	/	/	/	/
	抽油煙機 Cooker Hood	Miele	DA 6698 W	√	/	/	/	/	/	/	/	/
	嵌入式蒸烤一體機 Combiation Steam Oven	Miele	DGC 6400	√	/	/	/	/	/	/	/	/
	雪櫃連冰箱 (高款) Fridge-Freezer (High section)	西門子 Siemens	KI86NAF31K	√	/	/	/	/	/	/	/	/
	洗衣乾衣機 Washer Dryer	西門子 Siemens	WK14D321HK	√	/	/	/	/	/	/	/	/
	酒櫃 Wine Conditioning Unit	Miele	KWT 6321 UG	√	/	/	/	/	/	/	/	/
	抽氣扇 Exhaust fan	GELEC	DPT 10-23B	√	/	/	/	/	/	/	/	/
	煤氣熱水器 Gas water heater	TGC	TRJW222TFQL	√	/	/	/	/	/	/	/	/
主人浴室 Master Bathroom	浴室換氣暖風機Thermo Ventilator	樂聲牌 Panasonic	FV-40BE2H	√	/	/	/	/	/	/	/	/
浴室 Bathroom	浴室換氣暖風機Thermo Ventilator	樂聲牌 Panasonic	FV-40BE2H	√	√	√	√	√	√	√	√	√
露台 Balcony	煤氣熱水器 Gas water heater	TGC	RBOX16QR	/	√	√	/	/	/	√	/	√
	煤氣熱水器 Gas water heater	TGC	RBOX16QL	/	/	/	√	√	√	/	√	/

賣方承諾如期數中沒有安裝指明的品牌名稱或產品型號的升降機或設備，便會安裝品質相若的升降機或設備
The vendor undertakes that if lifts or appliances of the specified brand name or model number are not installed in the Phase, lifts or appliances of comparable quality will be installed.

備註：
1. 上表內之「/」代表「不適用」。
2. 上表內之「√」代表「提供」。

Notes:
1. The symbol "/" as shown in the above table denotes "Not applicable".
2. The symbol "√" as shown in the above table denotes "Provided".

6. 設備説明 Appliances Schedule
第2A座 Tower 2A (22樓 22/F)

位置 Location	設備 Appliance	品牌名稱 Brand Name	型號 Model Number	單位 Flat								
				A	B	C	D	E	F	G	H	J
開放式廚房 Open Kitchen	煤氣煮食爐 (雙爐頭) Gas Hob (2 Burners)	Miele	CS 1013-1	/	√	√	√	√	√	√	√	√
	抽油煙機 Cooker Hood	Miele	DA3466 HP	/	√	√	√	√	√	√	√	√
	嵌入式蒸烤一體機 Combiation Steam Oven	Miele	DGC 6400	/	√	/	√	√	√	/	√	/
	嵌入式蒸爐 Steam Oven	Miele	DG 6030	/	/	√	/	/	/	√	/	√
	雪櫃連冰箱 (高款) Fridge-Freezer (High section)	西門子 Siemens	KI86NAF31K	/	√	√	√	/	/	/	/	/
	雪櫃 (低款) Fridge (Low section)	西門子 Siemens	KU15LA65HK	/	/	/	/	√	√	√	√	√
	洗衣乾衣機 Washer Dryer	西門子 Siemens	WK14D321HK	/	√	√	√	√	√	√	√	√
廚房 Kitchen	煤氣煮食爐(炒鑊用) Gas Hob (Wok Burner)	Miele	CS 1018 G	√	/	/	/	/	/	/	/	/
	煤氣煮食爐(雙爐頭) Gas Hob (2 Burners)	Miele	CS 1013-1	√	/	/	/	/	/	/	/	/
	抽油煙機 Cooker Hood	Miele	DA 6698 W	√	/	/	/	/	/	/	/	/
	嵌入式蒸烤一體機 Combiation Steam Oven	Miele	DGC 6400	√	/	/	/	/	/	/	/	/
	雪櫃連冰箱 (高款) Fridge-Freezer (High section)	西門子 Siemens	KI86NAF31K	√	/	/	/	/	/	/	/	/
	洗衣乾衣機 Washer Dryer	西門子 Siemens	WK14D321HK	√	/	/	/	/	/	/	/	/
	酒櫃 Wine Conditioning Unit	Miele	KWT 6321 UG	√	/	/	/	/	/	/	/	/
	抽氣扇 Exhaust fan	GELEC	DPT 10-23B	√	/	/	/	/	/	/	/	/
	煤氣熱水器 Gas water heater	TGC	TRJW222TFQL	√	/	/	/	/	/	/	/	/
主人浴室 Master Bathroom	浴室換氣暖風機Thermo Ventilator	樂聲牌 Panasonic	FV-40BE2H	√	/	/	/	/	/	/	/	/
浴室 Bathroom	浴室換氣暖風機Thermo Ventilator	樂聲牌 Panasonic	FV-40BE2H	√	√	√	√	√	√	√	√	√
露台 Balcony	煤氣熱水器 Gas water heater	TGC	RBOX16QR	/	√	√	/	/	/	√	/	√
	煤氣熱水器 Gas water heater	TGC	RBOX16QL	/	/	/	√	√	√	/	√	/

賣方承諾如期數中沒有安裝指明的品牌名稱或產品型號的升降機或設備，便會安裝品質相若的升降機或設備
The vendor undertakes that if lifts or appliances of the specified brand name or model number are not installed in the Phase, lifts or appliances of comparable quality will be installed.

備註：
1. 上表內之「/」代表「不適用」。
2. 上表內之「√」代表「提供」。

Notes:
1. The symbol "/" as shown in the above table denotes "Not applicable".
2. The symbol "√" as shown in the above table denotes "Provided".

住宅單位機電裝置數量説明表 Schedule of Mechanical & Electrical Provisions for Residential Property
第1座 Tower 1 (地下 G/F)

位置 Location	外露型 Exposed Type	非外露型 Non-exposed Type	單位 Flat							
			A	B	C	D	E	F	J	K
大門入口 Main Entrance	門鈴按鈕 Door Bell Push Button		1	1	1	1	1	1	1	1
客廳/飯廳 Living Room / Dining Room	單位電插座 Single Socket Outlet		2	2	1	1	/	/	/	/
	雙位電插座 Twin Socket Outlet		1	1	1	1	2	3	/	/
	電話接駁點 Telephone Connection Point		1	1	1	1	1	1	/	/
	電視 / 電台天線接駁點 TV/ FM Connection Point		1	1	1	1	1	1	/	/
	數據接駁點 Data Connection Point		1	1	1	1	1	1	/	/
	燈位 Lighting Point		15	14	7	7	6	9	/	/
	燈掣 Lighting Switch		6	6	4	4	3	4	/	/
	設備開關供煤氣熱水器 Equipment Switch For Gas Water Heater		1	1	1	1	/	1	/	/
	設備開關供廚房抽氣扇 Equipment Switch For Kitchen Exhaust Fan		1	1	/	/	/	/	/	/
	室內空調機接駁點 Connection Point for Air-Conditioner Indoor Unit		2	2	1	1	1	1	/	/
	門鈴 Door Bell		1	1	1	1	1	1	/	/
	門口對講機 Door Phone		1	1	1	1	1	1	/	/
		總電掣箱 (單相) Miniature Circuit Breakers Board (Single phase)	/	/	/	/	1	1	/	/
		單位電插座供廚房家用電器 Single Socket Outlet for Kitchen Appliances	/	/	/	/	1	1	/	/
		開關制供廚房家用電器 Equipment Switch for Kitchen Appliances	/	/	/	/	1	1	/	/
	控制開關供電窗簾 Control Switch For Electrical Curtain		1	1	1	1	1	1	/	/
	設備開關供浴室換氣暖風機 Equipment Switch for Bathroom Thermo Ventilator		1	1	1	1	/	1	/	/
		菲士供照明 Fuse Spur Unit For Lighting	4	4	2	2	2	2	/	/
		菲士供電窗簾 Fuse Spur Unit For Electrical Curtain	2	2	2	2	2	2	/	/
	單位電插座 (連USB 接口) Single Socket Outlet (With USB Outlet)		1	1	1	1	1	1	/	/
		菲士供家居設備 Fuse Spur Unit for Home Equipment	/	/	/	/	1	1	/	/
	雙位數據插座供電窗簾 Twin Data Outlet For Electrical Curtain		2	2	1	1	1	1	/	/

備註：
1. 上表內之「/」代表「不適用」。

Notes:
1. The symbol "/" as shown in the above table denotes "Not applicable".

住宅單位機電裝置數量説明表 Schedule of Mechanical & Electrical Provisions for Residential Property
第1座 Tower 1 (地下 G/F)

位置 Location	外露型 Exposed Type	非外露型 Non-exposed Type	單位 Flat							
			A	B	C	D	E	F	J	K
客廳/飯廳/睡房 Living Room/Dining Room/ Bedroom	單位電插座 Single Socket Outlet		/	/	/	/	/	/	1	1
	雙位電插座 Twin Socket Outlet		/	/	/	/	/	/	2	2
	電話接駁點 Telephone Connection Point		/	/	/	/	/	/	1	1
	電視天線接駁點 TV Connection Point		/	/	/	/	/	/	1	1
	數據接駁點 Data Connection Point		/	/	/	/	/	/	1	1
	燈位 Lighting Point		/	/	/	/	/	/	7	7
	燈掣 Lighting Switch		/	/	/	/	/	/	4	4
	設備開關供煤氣熱水器 Equipment Switch For Gas Water Heater		/	/	/	/	/	/	1	1
	室內空調機接駁點 Connection Point for Air-Conditioner Indoor Unit		/	/	/	/	/	/	1	1
	門鈴 Door Bell		/	/	/	/	/	/	1	1
	門口對講機 Door Phone		/	/	/	/	/	/	1	1
		總電掣箱 (單相) Miniature Circuit Breakers Board (Single phase)	/	/	/	/	/	/	1	1
		單位電插座供廚房家用電器 Single Socket Outlet for Kitchen Appliances	/	/	/	/	/	/	1	1
		開關制供廚房家用電器 Equipment Switch for Kitchen Appliances	/	/	/	/	/	/	1	1
	設備開關供浴室換氣暖風機 Equipment Switch For Bathroom Thermo Ventilator		/	/	/	/	/	/	1	1
	控制開關供電窗簾 Control Switch For Bathroom Electrical Curtain		/	/	/	/	/	/	1	1
		菲士供電窗簾 Fuse Spur Unit For Electrical Curtain	/	/	/	/	/	/	2	2
		菲士供照明 Fuse Spur Unit For Lighting	/	/	/	/	/	/	2	2
	單位電插座(連USB接口) Single Socket Outlet (With USB Port)		/	/	/	/	/	/	1	1
		菲士供家居設備 Fuse Spur Unit for Home Equipment	/	/	/	/	/	/	1	1
	雙位數據插座供電窗簾 Twin Data Outlet For Electrical Curtain		/	/	/	/	/	/	1	1

備註：
1. 上表內之「/」代表「不適用」。

Notes:
1. The symbol "/" as shown in the above table denotes "Not applicable".

住宅單位機電裝置數量説明表 Schedule of Mechanical & Electrical Provisions for Residential Property
第1座 Tower 1 (地下 G/F)

位置 Location	外露型 Exposed Type	非外露型 Non-exposed Type	單位 Flat							
			A	B	C	D	E	F	J	K
主人睡房 Master Bedroom	單位電插座 Single Socket Outlet		1	1	1	1	1	/	/	/
	雙位電插座 Twin Socket Outlet		1	1	1	1	1	1	/	/
	電話接駁點 Telephone Connection Point		1	1	/	/	/	/	/	/
	電視 / 電台天線接駁點 TV Connection Point		1	1	1	1	1	1	/	/
	設備開關供主人浴室換氣暖風機 Equipment Switch For Master Bathroom Thermo Ventilator		1	1	/	/	1	/	/	/
	燈位 Lighting Point		5	5	2	2	2	1	/	/
	燈掣 Lighting Switch		3	3	2	2	3	2	/	/
	室內空調機接駁點 Connection Point for Air-Conditioner Indoor Unit		1	1	1	1	1	1	/	/
	設備開關供煤氣熱水器 Equipment Switch For Gas Water Heater		/	/	/	/	1	/	/	/
		菲士供照明 Fuse Spur Unit For Lighting	3	3	2	2	/	/	/	/
	單位電插座(連USB接口) Single Socket Outlet (With USB Port)		1	1	1	1	1	1	/	/
睡房 1 Bedroom 1	單位電插座 Single Socket Outlet		1	1	1	1	/	1	/	/
	雙位電插座 Twin Socket Outlet		1	1	1	1	/	1	/	/
	電視 / 電台天線接駁點 TV/ FM Connection Point		1	1	1	1	/	1	/	/
	燈位 Lighting Point		1	1	1	1	/	1	/	/
	燈掣 Lighting Switch		1	1	1	1	/	1	/	/
	室內空調機接駁點 Connection Point for Air-Conditioner Indoor Unit		1	1	1	1	/	1	/	/

備註：
1. 上表內之「/」代表「不適用」。

Notes:
1. The symbol "/" as shown in the above table denotes "Not applicable".

住宅單位機電裝置數量説明表 Schedule of Mechanical & Electrical Provisions for Residential Property
第1座 Tower 1 (地下 G/F)

位置 Location	外露型 Exposed Type	非外露型 Non-exposed Type	單位 Flat							
			A	B	C	D	E	F	J	K
睡房 2 Bedroom 2	單位電插座 Single Socket Outlet		1	1	/	/	/	/	/	/
	雙位電插座 Twin Socket Outlet		1	1	/	/	/	/	/	/
	電視 / 電台天線接駁點 TV/ FM Connection Point		1	1	/	/	/	/	/	/
	燈位 Lighting Point		1	1	/	/	/	/	/	/
	燈掣 Lighting Switch		1	1	/	/	/	/	/	/
	室內空調機接駁點 Connection Point for Air-Conditioner Indoor Unit		1	1	/	/	/	/	/	/
儲物房 Store	單位電插座 Single Socket Outlet		1	1	/	/	/	/	/	/
	燈位 Lighting Point		1	1	/	/	/	/	/	/
	燈掣 Lighting Switch		1	1	/	/	/	/	/	/
	室內空調機接駁點 Connection Point for Air-Conditioner Indoor Unit		1	1	/	/	/	/	/	/
		總電掣箱 (三相) Miniature Circuit Breakers Board (Three phase)	1	1	/	/	/	/	/	/
		菲士供家居設備 Fuse Spur Unit For Home Equipment	1	1	/	/	/	/	/	/

備註：
1. 上表內之「/」代表「不適用」。

Notes:
1. The symbol "/" as shown in the above table denotes "Not applicable".

住宅單位機電裝置數量説明表 Schedule of Mechanical & Electrical Provisions for Residential Property
第1座 Tower 1 (地下 G/F)

位置 Location	外露型 Exposed Type	非外露型 Non-exposed Type	單位 Flat							
			A	B	C	D	E	F	J	K
開放式廚房 Open Kitchen	雙位電插座 Twin Socket Outlet		/	/	1	1	/	/	/	/
	燈位 Lighting Point		/	/	1	1	/	1	1	1
		單位電插座供廚房家用電器 Single Socket Outlet for Kitchen Appliances	/	/	4	4	3	3	3	3
		開關制供廚房家用電器 Equipment Switch for Kitchen Appliances	/	/	1	1	/	/	/	/
		洗衣機接駁點(來水位直徑為22毫米) Washing Machine Connection Point (Water Inlet of a design of 22mm in diameter)	/	/	1	1	1	1	1	1
		洗衣機接駁點(排水位直徑為40毫米) Washing Machine Connection Point (Water Outlet of a design of 40mm in diameter)	/	/	1	1	1	1	1	1
		總電掣箱 (單相) Miniature Circuit Breakers Board (Single phase)	/	/	1	1	/	/	/	/
		菲士供廚房照明 Fuse Spur Unit For Kitchen Lighting	/	/	1	1	1	1	1	1
		菲士供家居設備 Fuse Spur Unit For Home Equipment	/	/	1	1	/	/	/	/
		菲士供煤氣錶 Fuse Spur Unit for Gas Meter	/	/	1	/	/	/	/	/
		煤氣錶 Gas Meter	/	/	1	/	/	/	/	/

備註：
1. 上表內之「/」代表「不適用」。

Notes:
1. The symbol "/" as shown in the above table denotes "Not applicable".

住宅單位機電裝置數量説明表 Schedule of Mechanical & Electrical Provisions for Residential Property
第1座 Tower 1 (地下 G/F)

位置 Location	外露型 Exposed Type	非外露型 Non-exposed Type	單位 Flat							
			A	B	C	D	E	F	J	K
廚房 Kitchen	雙位電插座 Twin Socket Outlet		2	2	/	/	/	/	/	/
	燈位 Lighting Point		3	3	/	/	/	/	/	/
		煤氣錶 Gas Meter	1	1	/	/	/	/	/	/
		菲士抽氣扇電接駁點 Fused Power Connection Point for Exhaust Fan	1	1	/	/	/	/	/	/
		單位電插座供廚房家用電器 Single Socket Outlet for Kitchen Appliances	6	5	/	/	/	/	/	/
		洗衣機接駁點(來水位直徑為22毫米) Washing Machine Connection Point (Water Inlet of a design of 22mm in diameter)	1	1	/	/	/	/	/	/
		洗衣機接駁點(排水位直徑為40毫米) Washing Machine Connection Point (Water Outlet of a design of 40mm in diameter)	1	1	/	/	/	/	/	/
		煤氣熱水爐電接駁點 Power Connection Point for Gas Water Heater	1	1	/	/	/	/	/	/
		設備開關制供廚房設備 Equipment Switch For Kitchen Appliances	1	1	/	/	/	/	/	/
		菲士供照明 Fuse Spur Unit For Lighting	1	1	/	/	/	/	/	/
主人浴室 Master Bathroom	燈位 Lighting Point		4	4	/	/	/	/	/	/
		單位電插座 Single Socket Outlet	2	2	/	/	/	/	/	/
		菲士換氣暖風機電接駁點 Fused Power Connection Point for Thermo Ventilator	1	1	/	/	/	/	/	/
		電視/電台天線接駁點 TV/FM Connection Point	1	1	/	/	/	/	/	/
		數據接駁點 Data Connection Point	1	1	/	/	/	/	/	/
		菲士供照明 Fuse Spur Unit For Lighting	3	3	/	/	/	/	/	/

備註：
1. 上表內之「/」代表「不適用」。

Notes:
1. The symbol "/" as shown in the above table denotes "Not applicable".

住宅單位機電裝置數量説明表 Schedule of Mechanical & Electrical Provisions for Residential Property
第1座 Tower 1 (地下 G/F)

位置 Location	外露型 Exposed Type	非外露型 Non-exposed Type	單位 Flat							
			A	B	C	D	E	F	J	K
浴室 Bathroom	燈位 Lighting Point		3	3	3	3	3	4	3	3
		單位電插座 Single Socket Outlet	1	1	2	2	2	2	2	2
		菲士換氣暖風機電接駁點 Fused Power Connection Point for Thermo Ventilator	1	1	1	1	1	1	1	1
		電視/電台天線接駁點 TV/FM Connection Point	/	/	1	1	1	1	1	1
		數據接駁點 Data Connection Point	/	/	1	1	1	1	1	1
		菲士供照明 Fuse Spur Unit For Lighting	2	2	2	2	2	2	2	2
花園 Garden	燈位 Lighting Point		6	6	4	4	1	1	2	3
	單位電插座 Single Socket Outlet		1	1	1	1	1	1	1	1
		煤氣錶 Gas Meter	/	/	/	1	1	1	1	1
		煤氣熱水爐電接駁點 Power Connection Point for Gas Water Heater	/	/	/	1	1	1	1	1
冷氣機平台 Air-Conditioner Platform	室外空調機接駁點 Connection Point for Air-Conditioner Outdoor Unit		2	2	2	2	1	2	1	1

備註：
1. 上表內之「/」代表「不適用」。

Notes:
1. The symbol "/" as shown in the above table denotes "Not applicable".

住宅單位機電裝置數量説明表 Schedule of Mechanical & Electrical Provisions for Residential Property
第1座 Tower 1 (1樓 1/F)

位置 Location	外露型 Exposed Type	非外露型 Non-exposed Type	單位 Flat							
			A	B	C	D	E	F	J	K
大門入口 Main Entrance	門鈴按鈕 Door Bell Push Button		1	1	1	1	1	1	1	1
客廳/飯廳 Living Room / Dining Room	單位電插座 Single Socket Outlet		2	2	1	1	/	/	/	/
	雙位電插座 Twin Socket Outlet		1	1	1	1	2	3	/	/
	電話接駁點 Telephone Connection Point		1	1	1	1	1	1	/	/
	電視 / 電台天線接駁點 TV/ FM Connection Point		1	1	1	1	1	1	/	/
	數據接駁點 Data Connection Point		1	1	1	1	1	1	/	/
	燈位 Lighting Point		15	15	7	7	6	9	/	/
	燈掣 Lighting Switch		6	6	3	4	3	4	/	/
	設備開關供煤氣熱水器 Equipment Switch For Gas Water Heater		1	1	1	1	/	1	/	/
	設備開關 (供廚房抽氣扇) Equipment Switch For Kitchen Exhaust Fan		1	1	/	/	/	/	/	/
	室內空調機接駁點 Connection Point for Air-Conditioner Indoor Unit		2	2	1	1	1	1	/	/
	門鈴 Door Bell		1	1	1	1	1	1	/	/
	門口對講機 Door Phone		1	1	1	1	1	1	/	/
		總電掣箱 (單相) Miniature Circuit Breakers Board (Single phase)	/	/	/	/	1	1	/	/
		單位電插座供廚房家用電器 Single Socket Outlet for Kitchen Appliances	/	/	/	/	1	1	/	/
		開關制供廚房家用電器 Equipment Switch for Kitchen Appliances	/	/	/	/	1	1	/	/
	控制開關供電窗簾 Control Switch For Electrical Curtain		1	1	1	1	1	1	/	/
	設備開關供浴室換氣暖風機 Equipment Switch for Bathroom Thermo Ventilator		1	1	1	1	/	1	/	/
		菲士供照明 Fuse Spur Unit For Lighting	2	2	2	2	3	2	/	/
		菲士供電窗簾 Fuse Spur Unit For Electrical Curtain	4	4	2	2	2	2	/	/
	單位電插座 (連USB 接口) Single Socket Outlet (With USB Outlet)		1	1	1	1	1	1	/	/
		菲士供家居設備 Fuse Spur Unit for Home Equipment	/	/	/	/	1	1	/	/
	雙位數據插座供電窗簾 Twin Data Outlet For Electrical Curtain		2	2	1	1	1	1	/	/

備註：
1. 上表內之「/」代表「不適用」。

Notes:
1. The symbol "/" as shown in the above table denotes "Not applicable".

住宅單位機電裝置數量説明表 Schedule of Mechanical & Electrical Provisions for Residential Property
第1座 Tower 1 (1樓 1/F)

位置 Location	外露型 Exposed Type	非外露型 Non-exposed Type	單位 Flat							
			A	B	C	D	E	F	J	K
客廳/飯廳/睡房 Living Room/Dining Room/ Bedroom	單位電插座 Single Socket Outlet		/	/	/	/	/	/	1	1
	雙位電插座 Twin Socket Outlet		/	/	/	/	/	/	2	2
	電話接駁點 Telephone Connection Point		/	/	/	/	/	/	1	1
	電視天線接駁點 TV Connection Point		/	/	/	/	/	/	1	1
	數據接駁點 Data Connection Point		/	/	/	/	/	/	1	1
	燈位 Lighting Point		/	/	/	/	/	/	7	7
	燈掣 Lighting Switch		/	/	/	/	/	/	4	4
	設備開關供煤氣熱水器 Equipment Switch For Gas Water Heater		/	/	/	/	/	/	1	1
	室內空調機接駁點 Connection Point for Air-Conditioner Indoor Unit		/	/	/	/	/	/	1	1
	門鈴 Door Bell		/	/	/	/	/	/	1	1
	門口對講機 Door Phone		/	/	/	/	/	/	1	1
		總電掣箱 (單相) Miniature Circuit Breakers Board (Single phase)	/	/	/	/	/	/	1	1
		單位電插座供廚房家用電器 Single Socket Outlet for Kitchen Appliances	/	/	/	/	/	/	1	1
		開關制供廚房家用電器 Equipment Switch for Kitchen Appliances	/	/	/	/	/	/	1	1
	設備開關供浴室換氣暖風機 Equipment Switch For Thermo Ventilator		/	/	/	/	/	/	1	1
	控制開關供電窗簾 Control Switch For Bathroom Electrical Curtain		/	/	/	/	/	/	1	1
		菲士供電窗簾 Fuse Spur Unit For Electrical Curtain	/	/	/	/	/	/	2	2
		菲士供照明 Fuse Spur Unit For Lighting	/	/	/	/	/	/	2	2
	單位電插座(連USB接口) Single Socket Outlet (With USB Port)		/	/	/	/	/	/	1	1
		菲士供家居設備 Fuse Spur Unit for Home Equipment	/	/	/	/	/	/	1	1
	雙位數據插座供電窗簾 Twin Data Outlet For Electrical Curtain		/	/	/	/	/	/	1	1

備註：
1. 上表內之「/」代表「不適用」。

Notes:
1. The symbol "/" as shown in the above table denotes "Not applicable".

住宅單位機電裝置數量説明表 Schedule of Mechanical & Electrical Provisions for Residential Property
第1座 Tower 1 (1樓 1/F)

位置 Location	外露型 Exposed Type	非外露型 Non-exposed Type	單位 Flat							
			A	B	C	D	E	F	J	K
主人睡房 Master Bedroom	單位電插座 Single Socket Outlet		1	1	1	1	1	/	/	/
	雙位電插座 Twin Socket Outlet		1	1	1	1	1	1	/	/
	電話接駁點 Telephone Connection Point		1	1	/	/	/	/	/	/
	電視 / 電台天線接駁點 TV Connection Point		1	1	1	1	1	1	/	/
	設備開關供主人浴室換氣暖風機 Equipment Switch For Master Bathroom Thermo Ventilator		1	1	/	/	1	/	/	/
	燈位 Lighting Point		5	5	2	2	2	1	/	/
	燈掣 Lighting Switch		3	3	3	3	4	2	/	/
	室內空調機接駁點 Connection Point for Air-Conditioner Indoor Unit		1	1	1	1	1	1	/	/
	設備開關供煤氣熱水器 Equipment Switch For Gas Water Heater		/	/	/	/	1	/	/	/
		菲士供照明 Fuse Spur Unit For Lighting	3	3	2	2	/	/	/	/
	單位電插座(連USB接口) Single Socket Outlet (With USB Port)		1	1	1	1	1	1	/	/
睡房 1 Bedroom 1	單位電插座 Single Socket Outlet		1	1	1	1	/	1	/	/
	雙位電插座 Twin Socket Outlet		1	1	1	1	/	1	/	/
	電視 / 電台天線接駁點 TV/ FM Connection Point		1	1	1	1	/	1	/	/
	燈位 Lighting Point		1	1	1	1	/	1	/	/
	燈掣 Lighting Switch		1	1	1	1	/	1	/	/
	室內空調機接駁點 Connection Point for Air-Conditioner Indoor Unit		1	1	1	1	/	1	/	/

備註：
1. 上表內之「/」代表「不適用」。

Notes:
1. The symbol "/" as shown in the above table denotes "Not applicable".

住宅單位機電裝置數量説明表 Schedule of Mechanical & Electrical Provisions for Residential Property
第1座 Tower 1 (1樓 1/F)

位置 Location	外露型 Exposed Type	非外露型 Non-exposed Type	單位 Flat							
			A	B	C	D	E	F	J	K
睡房 2 Bedroom 2	單位電插座 Single Socket Outlet		1	1	/	/	/	/	/	/
	雙位電插座 Twin Socket Outlet		1	1	/	/	/	/	/	/
	電視 / 電台天線接駁點 TV/ FM Connection Point		1	1	/	/	/	/	/	/
	燈位 Lighting Point		1	1	/	/	/	/	/	/
	燈掣 Lighting Switch		1	1	/	/	/	/	/	/
	室內空調機接駁點 Connection Point for Air-Conditioner Indoor Unit		1	1	/	/	/	/	/	/
儲物房 Store	單位電插座 Single Socket Outlet		1	1	/	/	/	/	/	/
	燈位 Lighting Point		1	1	/	/	/	/	/	/
	燈掣 Lighting Switch		1	1	/	/	/	/	/	/
	室內空調機接駁點 Connection Point for Air-Conditioner Indoor Unit		1	1	/	/	/	/	/	/
		總電掣箱 (三相) Miniature Circuit Breakers Board (Three phase)	1	1	/	/	/	/	/	/
		菲士供家居設備 Fuse Spur Unit For Home Equipment	1	1	/	/	/	/	/	/

備註：
1. 上表內之「/」代表「不適用」。

Notes:
1. The symbol "/" as shown in the above table denotes "Not applicable".

住宅單位機電裝置數量説明表 Schedule of Mechanical & Electrical Provisions for Residential Property
第1座 Tower 1 (1樓 1/F)

位置 Location	外露型 Exposed Type	非外露型 Non-exposed Type	單位 Flat							
			A	B	C	D	E	F	J	K
開放式廚房 Open Kitchen	雙位電插座 Twin Socket Outlet		/	/	1	1	/	/	/	/
	燈位 Lighting Point		/	/	1	1	/	1	1	1
		單位電插座供廚房家用電器 Single Socket Outlet for Kitchen Appliances	/	/	4	4	3	3	3	3
		開關制供廚房家用電器 Equipment Switch for Kitchen Appliances	/	/	1	1	/	/	/	/
		洗衣機接駁點(來水位直徑為22毫米) Washing Machine Connection Point (Water Inlet of a design of 22mm in diameter)	/	/	1	1	1	1	1	1
		洗衣機接駁點(排水位直徑為40毫米) Washing Machine Connection Point (Water Outlet of a design of 40mm in diameter)	/	/	1	1	1	1	1	1
		總電掣箱 (單相) Miniature Circuit Breakers Board (Single phase)	/	/	1	1	/	1	/	/
		菲士供照明 Fuse Spur Unit For Lighting	/	/	1	1	1	1	1	1
		菲士供家居設備 Fuse Spur Unit For Home Equipment	/	/	1	1	/	/	/	/

備註：
1. 上表內之「/」代表「不適用」。

Notes:
1. The symbol "/" as shown in the above table denotes "Not applicable".

住宅單位機電裝置數量説明表 Schedule of Mechanical & Electrical Provisions for Residential Property
第1座 Tower 1 (1樓 1/F)

位置 Location	外露型 Exposed Type	非外露型 Non-exposed Type	單位 Flat							
			A	B	C	D	E	F	J	K
廚房 Kitchen	雙位電插座 Twin Socket Outlet		2	2	/	/	/	/	/	/
	燈位 Lighting Point		3	3	/	/	/	/	/	/
		煤氣錶 Gas Meter	1	1	/	/	/	/	/	/
		菲士抽氣扇電接駁點 Fused Power Connection Point for Exhaust Fan	1	1	/	/	/	/	/	/
		單位電插座供廚房家用電器 Single Socket Outlet for Kitchen Appliances	6	6	/	/	/	/	/	/
		洗衣機接駁點(來水位直徑為22毫米) Washing Machine Connection Point (Water Inlet of a design of 22mm in diameter)	1	1	/	/	/	/	/	/
		洗衣機接駁點(排水位直徑為40毫米) Washing Machine Connection Point (Water Outlet of a design of 40mm in diameter)	1	1	/	/	/	/	/	/
		煤氣熱水爐電接駁點 Power Connection Point for Gas Water Heater	1	1	/	/	/	/	/	/
		設備開關制供廚房設備 Equipment Switch For Kitchen Appliances	1	1	/	/	/	/	/	/
		菲士供照明 Fuse Spur Unit For Lighting	1	1	/	/	/	/	/	/
主人浴室 Master Bathroom	燈位 Lighting Point		4	4	/	/	/	/	/	/
		單位電插座 Single Socket Outlet	2	2	/	/	/	/	/	/
		菲士換氣暖風機電接駁點 Fused Power Connection Point for Thermo Ventilator	1	1	/	/	/	/	/	/
		電視/電台天線接駁點 TV/FM Connection Point	1	1	/	/	/	/	/	/
		數據接駁點 Data Connection Point	1	1	/	/	/	/	/	/
		菲士供照明 Fuse Spur Unit For Lighting	3	3	/	/	/	/	/	/

備註：
1. 上表內之「/」代表「不適用」。

Notes:
1. The symbol "/" as shown in the above table denotes "Not applicable".

住宅單位機電裝置數量説明表 Schedule of Mechanical & Electrical Provisions for Residential Property
第1座 Tower 1 (1樓 1/F)

位置 Location	外露型 Exposed Type	非外露型 Non-exposed Type	單位 Flat							
			A	B	C	D	E	F	J	K
浴室 Bathroom	燈位 Lighting Point		3	3	3	3	3	4	3	3
		單位電插座 Single Socket Outlet	1	1	2	2	2	2	2	2
		菲士換氣暖風機電接駁點 Fused Power Connection Point for Thermo Ventilator	1	1	1	1	1	1	1	1
		電視/電台天線接駁點 TV/FM Connection Point	/	/	1	1	1	1	1	1
		數據接駁點 Data Connection Point	/	/	1	1	1	1	1	1
		菲士供照明 Fuse Spur Unit For Lighting	2	2	2	2	2	2	2	2
露台 Balcony	露台燈 Balcony Light		1	1	1	1	1	1	1	1
		煤氣熱水爐接駁點 Power Connection Point for Gas Water Meter	/	/	1	1	1	1	1	1
		煤氣錶 Gas Meter	/	/	1	1	1	1	1	1
工作平台 Utility Platform	燈位 Lighting Point		1	1	/	1	1	/	/	/
冷氣機平台 Air-Conditioner Platform	室外空調機接駁點 Connection Point for Air-Conditioner Outdoor Unit		2	2	2	2	1	2	1	1

備註：
1. 上表內之「/」代表「不適用」。

Notes:
1. The symbol "/" as shown in the above table denotes "Not applicable".

住宅單位機電裝置數量説明表 Schedule of Mechanical & Electrical Provisions for Residential Property
第1座 Tower 1 (2樓至3樓、5樓至12樓、15樓至21樓 2/F to 3/F, 5/F to 12/F, 15/F to 21/F)

位置 Location	外露型 Exposed Type	非外露型 Non-exposed Type	單位 Flat									
			A	B	C	D	E	F	G	H	J	K
大門入口 Main Entrance	門鈴按鈕 Door Bell Push Button		1	1	1	1	1	1	1	1	1	1
客廳/飯廳 Living Room / Dining Room	單位電插座 Single Socket Outlet		2	2	1	1	/	/	/	/	/	/
	雙位電插座 Twin Socket Outlet		1	1	1	1	2	3	/	/	/	/
	電話接駁點 Telephone Connection Point		1	1	1	1	1	1	/	/	/	/
	電視 / 電台天線接駁點 TV/ FM Connection Point		1	1	1	1	1	1	/	/	/	/
	數據接駁點 Data Connection Point		1	1	1	1	1	1	/	/	/	/
	燈位 Lighting Point		15	15	7	7	6	9	/	/	/	/
	燈掣 Lighting Switch		6	6	3	4	3	4	/	/	/	/
	設備開關供煤氣熱水器 Equipment Switch For Gas Water Heater		1	1	1	1	/	1	/	/	/	/
	設備開關供廚房抽氣扇 Equipment Switch For Kitchen Exhaust Fan		1	1	/	/	/	/	/	/	/	/
	室內空調機接駁點 Connection Point for Air-Conditioner Indoor Unit		2	2	1	1	1	1	/	/	/	/
	門鈴 Door Bell		1	1	1	1	1	1	/	/	/	/
	門口對講機 Door Phone		1	1	1	1	1	1	/	/	/	/
		總電掣箱 (單相) Miniature Circuit Breakers Board (Single phase)	/	/	/	/	1	1	/	/	/	/
		單位電插座供廚房家用電器 Single Socket Outlet for Kitchen Appliances	/	/	/	/	1	1	/	/	/	/
		開關制供廚房家用電器 Equipment Switch for Kitchen Appliances	/	/	/	/	1	1	/	/	/	/
		菲士供家居設備 Fuse Spur Unit For Home Equipment	/	/	/	/	1	1	/	/	/	/
	控制開關供電窗簾 Control Switch For Electrical Curtain		1	1	1	1	1	1	/	/	/	/
	設備開關供浴室換氣暖風機 Equipment Switch For Bathroom Thermo Ventilator		1	1	1	1	/	1	/	/	/	/
	單位電插座 (連USB 接口) Single Socket Outlet (With USB Outlet)		1	1	1	1	1	1	/	/	/	/
	雙位數據插座供電窗簾 Twin Data Outlet For Electrical Curtain		2	2	1	1	1	1	/	/	/	/

備註：
1. 上表內之「/」代表「不適用」。

Notes:
1. The symbol "/" as shown in the above table denotes "Not applicable".

住宅單位機電裝置數量説明表 Schedule of Mechanical & Electrical Provisions for Residential Property
第1座 Tower 1 (2樓至3樓、5樓至12樓、15樓至21樓 2/F to 3/F, 5/F to 12/F, 15/F to 21/F)

位置 Location	外露型 Exposed Type	非外露型 Non-exposed Type	單位 Flat									
			A	B	C	D	E	F	G	H	J	K
客廳/飯廳 Living Room / Dining Room		菲士供照明 Fuse Spur Unit For Lighting	2	2	2	2	3	2	/	/	/	/
		菲士供電窗簾 Fuse Spur Unit For Electrical Curtain	4	4	2	2	2	2	/	/	/	/
客廳/飯廳/睡房 Living Room/Dining Room/ Bedroom	單位電插座 Single Socket Outlet		/	/	/	/	/	/	1	1	1	1
	雙位電插座 Twin Socket Outlet		/	/	/	/	/	/	2	2	2	2
	電話接駁點 Telephone Connection Point		/	/	/	/	/	/	1	1	1	1
	電視天線接駁點 TV Connection Point		/	/	/	/	/	/	1	1	1	1
	數據接駁點 Data Connection Point		/	/	/	/	/	/	1	1	1	1
	燈位 Lighting Point		/	/	/	/	/	/	7	7	7	7
	燈掣 Lighting Switch		/	/	/	/	/	/	4	4	4	4
	設備開關供煤氣熱水器 Equipment Switch For Gas Water Heater		/	/	/	/	/	/	1	1	1	1
	室內空調機接駁點 Connection Point for Air-Conditioner Indoor Unit		/	/	/	/	/	/	1	1	1	1
	門鈴 Door Bell		/	/	/	/	/	/	1	1	1	1
	門口對講機 Door Phone		/	/	/	/	/	/	1	1	1	1
		總電掣箱 (單相) Miniature Circuit Breakers Board (Single phase)	/	/	/	/	/	/	1	1	1	1
		單位電插座供廚房家用電器 Single Socket Outlet for Kitchen Appliances	/	/	/	/	/	/	1	1	1	1
		開關制供廚房家用電器 Equipment Switch for Kitchen Appliances	/	/	/	/	/	/	1	1	1	1
	控制開關供電窗簾 Control Switch For Electrical Curtain		/	/	/	/	/	/	1	1	1	1
	設備開關供浴室換氣暖風機 Equipment Switch For Bathroom Thermo Ventilator		/	/	/	/	/	/	1	1	1	1
	單位電插座(連USB接口) Single Socket Outlet (With USB Port)		/	/	/	/	/	/	1	1	1	1
		菲士供照明 Fuse Spur Unit For Lighting	/	/	/	/	/	/	2	2	2	2
		菲士供電窗簾 Fuse Spur Unit For Electrical Curtain	/	/	/	/	/	/	2	2	2	2
		菲士供家居設備 Fuse Spur Unit For Home Equipment	/	/	/	/	/	/	1	1	1	1
	雙位數據插座供電窗簾 Twin Data Outlet For Electrical Curtain		/	/	/	/	/	/	1	1	1	1

備註：
1. 上表內之「/」代表「不適用」。

Notes:
1. The symbol "/" as shown in the above table denotes "Not applicable".

住宅單位機電裝置數量説明表 Schedule of Mechanical & Electrical Provisions for Residential Property
第1座 Tower 1 (2樓至3樓、5樓至12樓、15樓至21樓 2/F to 3/F, 5/F to 12/F, 15/F to 21/F)

位置 Location	外露型 Exposed Type	非外露型 Non-exposed Type	單位 Flat									
			A	B	C	D	E	F	G	H	J	K
主人睡房 Master Bedroom	單位電插座 Single Socket Outlet		1	1	1	1	1	/	/	/	/	/
	雙位電插座 Twin Socket Outlet		1	1	1	1	1	1	/	/	/	/
	電話接駁點 Telephone Connection Point		1	1	/	/	/	/	/	/	/	/
	電視 / 電台天線接駁點 TV Connection Point		1	1	1	1	1	1	/	/	/	/
	設備開關供主人浴室換氣暖風機 Equipment Switch For Master Bathroom Thermo Ventilator		1	1	/	/	1	/	/	/	/	/
	燈位 Lighting Point		5	5	2	2	2	1	/	/	/	/
	燈掣 Lighting Switch		3	3	3	3	4	2	/	/	/	/
	室內空調機接駁點 Connection Point for Air-Conditioner Indoor Unit		1	1	1	1	1	1	/	/	/	/
	單位電插座(連USB接口) Single Socket Outlet (With USB Port)		1	1	1	1	1	1	/	/	/	/
		菲士供照明 Fuse Spur Unit For Lighting	3	3	2	2	/	/	/	/	/	/
睡房 1 Bedroom 1	單位電插座 Single Socket Outlet		1	1	1	1	/	1	/	/	/	/
	雙位電插座 Twin Socket Outlet		1	1	1	1	/	1	/	/	/	/
	電視 / 電台天線接駁點 TV/ FM Connection Point		1	1	1	1	/	1	/	/	/	/
	燈位 Lighting Point		1	1	1	1	/	1	/	/	/	/
	燈掣 Lighting Switch		1	1	1	1	/	1	/	/	/	/
	室內空調機接駁點 Connection Point for Air-Conditioner Indoor Unit		1	1	1	1	/	1	/	/	/	/

備註：
1. 上表內之「/」代表「不適用」。

Notes:
1. The symbol "/" as shown in the above table denotes "Not applicable".

住宅單位機電裝置數量説明表 Schedule of Mechanical & Electrical Provisions for Residential Property
第1座 Tower 1 (2樓至3樓、5樓至12樓、15樓至21樓 2/F to 3/F, 5/F to 12/F, 15/F to 21/F)

位置 Location	外露型 Exposed Type	非外露型 Non-exposed Type	單位 Flat									
			A	B	C	D	E	F	G	H	J	K
睡房 2 Bedroom 2	單位電插座 Single Socket Outlet		1	1	/	/	/	/	/	/	/	/
	雙位電插座 Twin Socket Outlet		1	1	/	/	/	/	/	/	/	/
	電視 / 電台天線接駁點 TV/ FM Connection Point		1	1	/	/	/	/	/	/	/	/
	燈位 Lighting Point		1	1	/	/	/	/	/	/	/	/
	燈掣 Lighting Switch		1	1	/	/	/	/	/	/	/	/
	室內空調機接駁點 Connection Point for Air-Conditioner Indoor Unit		1	1	/	/	/	/	/	/	/	/
儲物房 Store	單位電插座 Single Socket Outlet		1	1	/	/	/	/	/	/	/	/
	燈位 Lighting Point		1	1	/	/	/	/	/	/	/	/
	燈掣 Lighting Switch		1	1	/	/	/	/	/	/	/	/
	室內空調機接駁點 Connection Point for Air-Conditioner Indoor Unit		1	1	/	/	/	/	/	/	/	/
		總電掣箱 (三相) Miniature Circuit Breakers Board (Three phase)	1	1	/	/	/	/	/	/	/	/
		菲士供家居設備 Fuse Spur Unit For Home Equipment	1	1	/	/	/	/	/	/	/	/

備註：
1. 上表內之「/」代表「不適用」。

Notes:
1. The symbol "/" as shown in the above table denotes "Not applicable".

住宅單位機電裝置數量説明表 Schedule of Mechanical & Electrical Provisions for Residential Property
第1座 Tower 1 (2樓至3樓、5樓至12樓、15樓至21樓 2/F to 3/F, 5/F to 12/F, 15/F to 21/F)

位置 Location	外露型 Exposed Type	非外露型 Non-exposed Type	單位 Flat									
			A	B	C	D	E	F	G	H	J	K
開放式廚房 Open Kitchen	雙位電插座 Twin Socket Outlet		/	/	1	1	/	/	/	/	/	/
	燈位 Lighting Point		/	/	1	1	/	1	1	1	1	1
		單位電插座供廚房家用電器 Single Socket Outlet for Kitchen Appliances	/	/	4	4	3	3	3	3	3	3
		開關制供廚房家用電器 Equipment Switch for Kitchen Appliances	/	/	1	1	/	/	/	/	/	/
		洗衣機接駁點(來水位直徑為22毫米) Washing Machine Connection Point (Water Inlet of a design of 22mm in diameter)	/	/	1	1	1	1	1	1	1	1
		洗衣機接駁點(排水位直徑為40毫米) Washing Machine Connection Point (Water Outlet of a design of 40mm in diameter)	/	/	1	1	1	1	1	1	1	1
		總電掣箱 (單相) Miniature Circuit Breakers Board (Single phase)	/	/	1	1	/	/	/	/	/	/
		菲士供照明 Fuse Spur Unit For Lighting	/	/	1	1	1	1	1	1	1	1
		菲士供家居設備 Fuse Spur Unit For Home Equipment	/	/	1	1	/	/	/	/	/	/
廚房 Kitchen	雙位電插座 Twin Socket Outlet		2	2	/	/	/	/	/	/	/	/
	燈位 Lighting Point		3	3	/	/	/	/	/	/	/	/
		煤氣錶 Gas Meter	1	1	/	/	/	/	/	/	/	/
		菲士抽氣扇電接駁點 Fused Power Connection Point for Exhaust Fan	1	1	/	/	/	/	/	/	/	/
		單位電插座供廚房家用電器 Single Socket Outlet for Kitchen Appliances	6	6	/	/	/	/	/	/	/	/
		洗衣機接駁點(來水位直徑為22毫米) Washing Machine Connection Point (Water Inlet of a design of 22mm in diameter)	1	1	/	/	/	/	/	/	/	/
		洗衣機接駁點(排水位直徑為40毫米) Washing Machine Connection Point (Water Outlet of a design of 40mm in diameter)	1	1	/	/	/	/	/	/	/	/
		煤氣熱水爐電接駁點 Power Connection Point for Gas Water Heater	1	1	/	/	/	/	/	/	/	/
		設備開關制供廚房設備 Equipment Switch For Kitchen Appliances	1	1	/	/	/	/	/	/	/	/
		菲士供照明 Fuse Spur Unit For Lighting	1	1	/	/	/	/	/	/	/	/

備註：
1. 上表內之「/」代表「不適用」。

Notes:
1. The symbol "/" as shown in the above table denotes "Not applicable".

住宅單位機電裝置數量説明表 Schedule of Mechanical & Electrical Provisions for Residential Property
第1座 Tower 1 (2樓至3樓、5樓至12樓、15樓至21樓 2/F to 3/F, 5/F to 12/F, 15/F to 21/F)

位置 Location	外露型 Exposed Type	非外露型 Non-exposed Type	單位 Flat									
			A	B	C	D	E	F	G	H	J	K
主人浴室 Master Bathroom	燈位 Lighting Point		4	4	/	/	/	/	/	/	/	/
		單位電插座 Single Socket Outlet	2	2	/	/	/	/	/	/	/	/
		菲士換氣暖風機電接駁點 Fused Power Connection Point for Thermo Ventilator	1	1	/	/	/	/	/	/	/	/
		電視/電台天線接駁點 TV/FM Connection Point	1	1	/	/	/	/	/	/	/	/
		數據接駁點 Data Connection Point	1	1	/	/	/	/	/	/	/	/
		菲士供照明 Fuse Spur Unit For Lighting	3	3	/	/	/	/	/	/	/	/
浴室 Bathroom	燈位 Lighting Point		3	3	3	3	3	4	3	3	3	3
		單位電插座 Single Socket Outlet	1	1	2	2	2	2	2	2	2	2
		菲士換氣暖風機電接駁點 Fused Power Connection Point for Thermo Ventilator	1	1	1	1	1	1	1	1	1	1
		電視/電台天線接駁點 TV/FM Connection Point	1	1	1	1	1	1	1	1	1	1
		數據接駁點 Data Connection Point	1	1	1	1	1	1	1	1	1	1
		菲士供照明 Fuse Spur Unit For Lighting	2	2	2	2	2	2	2	2	2	2
露台 Balcony	露台燈 Balcony Light		1	1	1	1	1	/	1	1	1	1
		煤氣錶 Gas Meter	/	/	1	1	1	1	1	1	1	1
		菲士供家居設備 Fuse Spur Unit For Home Equipment	/	/	1	1	1	1	1	1	1	1
		煤氣熱水爐電接駁點 Power Connection Point for Gas Water Heater	/	/	1	1	1	1	1	1	1	1
工作平台 Utility Platform	燈位 Lighting Point		1	1	/	1	1	/	/	/	/	/
冷氣機平台 Air-Conditioner Platform	室外空調機接駁點 Connection Point for Air-Conditioner Outdoor Unit		2	2	2	2	1	2	1	1	1	1

備註：
1. 上表內之「/」代表「不適用」。

Notes:
1. The symbol "/" as shown in the above table denotes "Not applicable".

住宅單位機電裝置數量説明表 Schedule of Mechanical & Electrical Provisions for Residential Property
第1座 Tower 1 (22樓至天台 22/F to R/F)

位置 Location	外露型 Exposed Type	非外露型 Non-exposed Type	單位 Flat									
			A	B	C	D	E	F	G	H	J	K
大門入口 Main Entrance	門鈴按鈕 Door Bell Push Button		1	1	1	1	1	1	1	1	1	1
客廳/飯廳 Living Room / Dining Room	單位電插座 Single Socket Outlet		2	2	1	1	/	/	/	/	/	/
	雙位電插座 Twin Socket Outlet		1	1	1	1	2	3	/	/	/	/
	電話接駁點 Telephone Connection Point		1	1	1	1	1	1	/	/	/	/
	電視 / 電台天線接駁點 TV/ FM Connection Point		1	1	1	1	1	1	/	/	/	/
	數據接駁點 Data Connection Point		1	1	1	1	1	1	/	/	/	/
	燈位 Lighting Point		15	15	7	7	6	9	/	/	/	/
	燈掣 Lighting Switch		6	6	3	4	3	4	/	/	/	/
	設備開關供煤氣熱水器 Equipment Switch For Gas Water Heater		1	1	1	1	/	1	/	/	/	/
	設備開關供廚房抽氣扇 Equipment Switch For Kitchen Exhaust Fan		1	1	/	/	/	/	/	/	/	/
	室內空調機接駁點 Connection Point for Air-Conditioner Indoor Unit		2	2	1	1	1	1	/	/	/	/
	門鈴 Door Bell		1	1	1	1	1	1	/	/	/	/
	門口對講機 Door Phone		1	1	1	1	1	1	/	/	/	/
		總電掣箱 (單相) Miniature Circuit Breakers Board (Single phase)	/	/	/	/	1	1	/	/	/	/
		單位電插座供廚房家用電器 Single Socket Outlet for Kitchen Appliances	/	/	/	/	1	1	/	/	/	/
		開關制供廚房家用電器 Equipment Switch for Kitchen Appliances	/	/	/	/	1	1	/	/	/	/
		菲士供家居設備 Fuse Spur Unit For Home Equipment	/	/	/	/	1	1	/	/	/	/
	控制開關供電窗簾 Control Switch For Electrical Curtain		1	1	1	1	1	1	/	/	/	/
	設備開關供浴室換氣暖風機 Equipment Switch For Bathroom Thermo Ventilator		1	1	1	1	/	1	/	/	/	/
	單位電插座 (連USB 接口) Single Socket Outlet (With USB Outlet)		1	1	1	1	1	1	/	/	/	/
	雙位數據插座供電窗簾 Twin Data Outlet For Electrical Curtain		2	2	1	1	1	1	/	/	/	/

備註：
1. 上表內之「/」代表「不適用」。

Notes:
1. The symbol "/" as shown in the above table denotes "Not applicable".

住宅單位機電裝置數量説明表 Schedule of Mechanical & Electrical Provisions for Residential Property
第1座 Tower 1 (22樓至天台 22/F to R/F)

位置 Location	外露型 Exposed Type	非外露型 Non-exposed Type	單位 Flat									
			A	B	C	D	E	F	G	H	J	K
客廳/飯廳 Living Room / Dining Room		菲士供照明 Fuse Spur Unit For Lighting	2	2	2	2	3	2	/	/	/	/
		菲士供電窗簾 Fuse Spur Unit For Electrical Curtain	4	4	2	2	2	2	/	/	/	/
客廳/飯廳/睡房 Living Room/Dining Room/ Bedroom	單位電插座 Single Socket Outlet		/	/	/	/	/	/	1	1	1	1
	雙位電插座 Twin Socket Outlet		/	/	/	/	/	/	2	2	2	2
	電話接駁點 Telephone Connection Point		/	/	/	/	/	/	1	1	1	1
	電視天線接駁點 TV Connection Point		/	/	/	/	/	/	1	1	1	1
	數據接駁點 Data Connection Point		/	/	/	/	/	/	1	1	1	1
	燈位 Lighting Point		/	/	/	/	/	/	7	7	7	7
	燈掣 Lighting Switch		/	/	/	/	/	/	4	4	4	4
	設備開關供煤氣熱水器 Equipment Switch For Gas Water Heater		/	/	/	/	/	/	1	1	1	1
	室內空調機接駁點 Connection Point for Air-Conditioner Indoor Unit		/	/	/	/	/	/	1	1	1	1
	門鈴 Door Bell		/	/	/	/	/	/	1	1	1	1
	門口對講機 Door Phone		/	/	/	/	/	/	1	1	1	1
		總電掣箱 (單相) Miniature Circuit Breakers Board (Single phase)	/	/	/	/	/	/	1	1	1	1
		單位電插座供廚房家用電器 Single Socket Outlet for Kitchen Appliances	/	/	/	/	/	/	1	1	1	1
		開關制供廚房家用電器 Equipment Switch for Kitchen Appliances	/	/	/	/	/	/	1	1	1	1
	控制開關供電窗簾 Control Switch For Electrical Curtain		/	/	/	/	/	/	1	1	1	1
	設備開關供浴室換氣暖風機 Equipment Switch For Bathroom Thermo Ventilator		/	/	/	/	/	/	1	1	1	1
	單位電插座(連USB接口) Single Socket Outlet (With USB Port)		/	/	/	/	/	/	1	1	1	1
		菲士供照明 Fuse Spur Unit For Lighting	/	/	/	/	/	/	2	2	2	2
		菲士供電窗簾 Fuse Spur Unit For Electrical Curtain	/	/	/	/	/	/	2	2	2	2
		菲士供家居設備 Fuse Spur Unit For Home Equipment	/	/	/	/	/	/	1	1	1	1
	雙位數據插座供電窗簾 Twin Data Outlet For Electrical Curtain		/	/	/	/	/	/	1	1	1	1

備註：
1. 上表內之「/」代表「不適用」。

Notes:
1. The symbol "/" as shown in the above table denotes "Not applicable".

住宅單位機電裝置數量説明表 Schedule of Mechanical & Electrical Provisions for Residential Property
第1座 Tower 1 (22樓至天台 22/F to R/F)

位置 Location	外露型 Exposed Type	非外露型 Non-exposed Type	單位 Flat									
			A	B	C	D	E	F	G	H	J	K
主人睡房 Master Bedroom	單位電插座 Single Socket Outlet		1	1	1	1	1	/	/	/	/	/
	雙位電插座 Twin Socket Outlet		1	1	1	1	1	1	/	/	/	/
	電話接駁點 Telephone Connection Point		1	1	/	/	/	/	/	/	/	/
	電視 / 電台天線接駁點 TV Connection Point		1	1	1	1	1	1	/	/	/	/
	設備開關供主人浴室換氣暖風機 Equipment Switch For Master Bathroom Thermo Ventilator		1	1	/	/	1	/	/	/	/	/
	燈位 Lighting Point		5	5	2	2	2	1	/	/	/	/
	燈掣 Lighting Switch		3	3	3	3	4	2	/	/	/	/
	室內空調機接駁點 Connection Point for Air-Conditioner Indoor Unit		1	1	1	1	1	1	/	/	/	/
	單位電插座(連USB接口) Single Socket Outlet (With USB Port)		1	1	1	1	1	1	/	/	/	/
		菲士供照明 Fuse Spur Unit For Lighting	3	3	2	2	/	/	/	/	/	/
	設備開關供煤氣熱水器 Equipment Switch For Gas Water Heater		/	/	/	/	1	/	/	/	/	/
睡房 1 Bedroom 1	單位電插座 Single Socket Outlet		1	1	1	1	/	1	/	/	/	/
	雙位電插座 Twin Socket Outlet		1	1	1	1	/	1	/	/	/	/
	電視 / 電台天線接駁點 TV/ FM Connection Point		1	1	1	1	/	1	/	/	/	/
	燈位 Lighting Point		1	1	1	1	/	1	/	/	/	/
	燈掣 Lighting Switch		1	1	1	1	/	1	/	/	/	/
	室內空調機接駁點 Connection Point for Air-Conditioner Indoor Unit		1	1	1	1	/	1	/	/	/	/

備註：
1. 上表內之「/」代表「不適用」。

Notes:
1. The symbol "/" as shown in the above table denotes "Not applicable".

住宅單位機電裝置數量説明表 Schedule of Mechanical & Electrical Provisions for Residential Property
第1座 Tower 1 (22樓至天台 22/F to R/F)

位置 Location	外露型 Exposed Type	非外露型 Non-exposed Type	單位 Flat									
			A	B	C	D	E	F	G	H	J	K
睡房 2 Bedroom 2	單位電插座 Single Socket Outlet		1	1	/	/	/	/	/	/	/	/
	雙位電插座 Twin Socket Outlet		1	1	/	/	/	/	/	/	/	/
	電視 / 電台天線接駁點 TV/ FM Connection Point		1	1	/	/	/	/	/	/	/	/
	燈位 Lighting Point		1	1	/	/	/	/	/	/	/	/
	燈掣 Lighting Switch		1	1	/	/	/	/	/	/	/	/
	室內空調機接駁點 Connection Point for Air-Conditioner Indoor Unit		1	1	/	/	/	/	/	/	/	/
儲物房 Store	單位電插座 Single Socket Outlet		1	1	/	/	/	/	/	/	/	/
	燈位 Lighting Point		1	1	/	/	/	/	/	/	/	/
	燈掣 Lighting Switch		1	1	/	/	/	/	/	/	/	/
	室內空調機接駁點 Connection Point for Air-Conditioner Indoor Unit		1	1	/	/	/	/	/	/	/	/
		總電掣箱 (三相) Miniature Circuit Breakers Board (Three phase)	1	1	/	/	/	/	/	/	/	/
		菲士供家居設備 Fuse Spur Unit For Home Equipment	1	1	/	/	/	/	/	/	/	/
開放式廚房 Open Kitchen	雙位電插座 Twin Socket Outlet		/	/	1	1	/	/	/	/	/	/
	燈位 Lighting Point		/	/	1	1	/	1	1	1	1	1
		單位電插座供廚房家用電器 Single Socket Outlet for Kitchen Appliances	/	/	4	4	3	3	3	3	3	3
		開關制供廚房家用電器 Equipment Switch for Kitchen Appliances	/	/	1	1	/	/	/	/	/	/
		洗衣機接駁點(來水位直徑為22毫米) Washing Machine Connection Point (Water Inlet of a design of 22mm in diameter)	/	/	1	1	1	1	1	1	1	1
		洗衣機接駁點(排水位直徑為40毫米) Washing Machine Connection Point (Water Outlet of a design of 40mm in diameter)	/	/	1	1	1	1	1	1	1	1
		總電掣箱 (單相) Miniature Circuit Breakers Board (Single phase)	/	/	1	1	/	/	/	/	/	/
		菲士供照明 Fuse Spur Unit For Lighting	/	/	1	1	1	1	1	1	1	1
		菲士供家居設備 Fuse Spur Unit For Home Equipment	/	/	1	1	/	/	/	/	/	/

備註：
1. 上表內之「/」代表「不適用」。

Notes:
1. The symbol "/" as shown in the above table denotes "Not applicable".

住宅單位機電裝置數量説明表 Schedule of Mechanical & Electrical Provisions for Residential Property
第1座 Tower 1 (22樓至天台 22/F to R/F)

位置 Location	外露型 Exposed Type	非外露型 Non-exposed Type	單位 Flat									
			A	B	C	D	E	F	G	H	J	K
廚房 Kitchen	雙位電插座 Twin Socket Outlet		2	2	/	/	/	/	/	/	/	/
	燈位 Lighting Point		3	3	/	/	/	/	/	/	/	/
		菲士抽氣扇電接駁點 Fused Power Connection Point for Exhaust Fan	1	1	/	/	/	/	/	/	/	/
		單位電插座供廚房家用電器 Single Socket Outlet for Kitchen Appliances	6	6	/	/	/	/	/	/	/	/
		洗衣機接駁點(來水位直徑為22毫米) Washing Machine Connection Point (Water Inlet of a design of 22mm in diameter)	1	1	/	/	/	/	/	/	/	/
		洗衣機接駁點(排水位直徑為40毫米) Washing Machine Connection Point (Water Outlet of a design of 40mm in diameter)	1	1	/	/	/	/	/	/	/	/
		煤氣熱水爐電接駁點 Power Connection Point for Gas Water Heater	1	1	/	/	/	/	/	/	/	/
		設備開關制供廚房設備 Equipment Switch For Kitchen Appliances	1	1	/	/	/	/	/	/	/	/
		菲士供照明 Fuse Spur Unit For Lighting	1	1	/	/	/	/	/	/	/	/
		煤氣錶 Gas Meter	1	1	/	/	/	/	/	/	/	/
主人浴室 Master Bathroom	燈位 Lighting Point		4	4	/	/	/	/	/	/	/	/
		單位電插座 Single Socket Outlet	2	2	/	/	/	/	/	/	/	/
		菲士換氣暖風機電接駁點 Fused Power Connection Point for Thermo Ventilator	1	1	/	/	/	/	/	/	/	/
		電視/電台天線接駁點 TV/FM Connection Point	1	1	/	/	/	/	/	/	/	/
		數據接駁點 Data Connection Point	1	1	/	/	/	/	/	/	/	/

備註：
1. 上表內之「/」代表「不適用」。

Notes:
1. The symbol "/" as shown in the above table denotes "Not applicable".

住宅單位機電裝置數量説明表 Schedule of Mechanical & Electrical Provisions for Residential Property
第1座 Tower 1 (22樓至天台 22/F to R/F)

位置 Location	外露型 Exposed Type	非外露型 Non-exposed Type	單位 Flat									
			A	B	C	D	E	F	G	H	J	K
浴室 Bathroom	燈位 Lighting Point		2	2	3	3	3	4	3	3	3	3
		單位電插座 Single Socket Outlet	2	2	2	2	2	2	2	2	2	2
		菲士換氣暖風機電接駁點 Fused Power Connection Point for Thermo Ventilator	1	1	1	1	1	1	1	1	1	1
		電視/電台天線接駁點 TV/FM Connection Point	1	1	1	1	1	1	1	1	1	1
		數據接駁點 Data Connection Point	1	1	1	1	1	1	1	1	1	1
		菲士供照明 Fuse Spur Unit For Lighting	2	2	2	2	2	2	2	2	2	2
露台 Balcony	露台燈 Balcony Light		1	1	1	1	1	/	1	1	1	1
		菲士供煤氣熱水器 Fuse Spur Unit For Gas Water Heater	/	/	1	1	1	1	1	1	1	1
		煤氣錶 Gas Meter	/	/	1	1	1	1	1	1	1	1
工作平台 Utility Platform	燈位 Lighting Point		1	1	/	1	1	/	/	/	/	/
冷氣機平台 Air-Conditioner Platform	室外空調機接駁點 Connection Point for Air-Conditioner Outdoor Unit		2	2	2	2	1	2	1	1	1	1
天台 Roof	燈掣 Lighting Switch		1	1	1	1	1	1	/	/	/	/
	單位電插座 Single Socket Outlet		2	2	1	1	1	1	/	/	/	/
	設備開關 Equipment Switch		1	1	/	/	/	/	/	/	/	/
	燈位 Lighting Point		5	5	2	2	2	2	/	/	/	/
樓梯 Staircase	燈位 Lighting Point		3	3	/	/	/	/	/	/	/	/
	燈掣 Lighting Switch		3	3	/	/	/	/	/	/	/	/

備註：
1. 上表內之「/」代表「不適用」。

Notes:
1. The symbol "/" as shown in the above table denotes "Not applicable".

住宅單位機電裝置數量説明表 Schedule of Mechanical & Electrical Provisions for Residential Property
第1A座 Tower 1A (地下 G/F)

位置 Location	外露型 Exposed Type	非外露型 Non-exposed Type	單位 Flat						
			A	B	C	D	G	H	J
大門入口 Main Entrance	門鈴按鈕 Door Bell Push Button		1	1	1	1	1	1	1
客廳/飯廳 Living Room / Dining Room	單位電插座 Single Socket Outlet		2	2	/	/	/	/	/
	雙位電插座 Twin Socket Outlet		1	1	2	1	1	/	/
	電話接駁點 Telephone Connection Point		1	1	1	1	1	/	/
	電視 / 電台天線接駁點 TV/ FM Connection Point		1	1	1	1	1	/	/
	數據接駁點 Data Connection Point		1	1	1	1	1	/	/
	燈位 Lighting Point		15	15	9	7	7	/	/
	燈掣 Lighting Switch		6	6	4	3	3	/	/
	設備開關供煤氣熱水器 Equipment Switch For Gas Water Heater		1	1	1	1	1	/	/
	設備開關供廚房抽氣扇 Equipment Switch For Kitchen Exhaust Fan		1	1	/	/	/	/	/
	室內空調機接駁點 Connection Point for Air-Conditioner Indoor Unit		2	2	1	1	1	/	/
	門鈴 Door Bell		1	1	1	1	1	/	/
	門口對講機 Door Phone		1	1	1	1	1	/	/
		總電掣箱 (單相) Miniature Circuit Breakers Board (Single phase)	/	/	1	/	/	/	/
		單位電插座供廚房家用電器 Single Socket Outlet for Kitchen Appliances	/	/	1	/	/	/	/
		開關制供廚房家用電器 Equipment Switch for Kitchen Appliances	/	/	1	/	/	/	/
	控制開關供電窗簾 Control Switch For Electrical Curtain		1	1	1	1	1	/	/
	設備開關供浴室換氣暖風機 Equipment Switch For Bathroom Thermo Ventilator		1	1	1	1	1	/	/
		菲士供照明 Fuse Spur Unit For Lighting	2	2	2	2	2	/	/
		菲士供電窗簾 Fuse Spur Unit For Electrical Curtain	4	4	2	2	2	/	/
	單位電插座 (連USB 接口) Single Socket Outlet (With USB Outlet)		1	1	1	1	1	/	/
		菲士供家居設備 Fuse Spur Unit For Home Equipment	/	/	1	/	/	/	/
	雙位數據插座供電窗簾 Twin Data Outlet For Electrical Curtain		2	2	1	1	1	/	/

備註：
1. 上表內之「/」代表「不適用」。

Notes:
1. The symbol "/" as shown in the above table denotes "Not applicable".

住宅單位機電裝置數量説明表 Schedule of Mechanical & Electrical Provisions for Residential Property
第1A座 Tower 1A (地下 G/F)

位置 Location	外露型 Exposed Type	非外露型 Non-exposed Type	單位 Flat						
			A	B	C	D	G	H	J
客廳/飯廳/睡房 Living Room/Dining Room/ Bedroom	單位電插座 Single Socket Outlet		/	/	/	/	/	1	1
	雙位電插座 Twin Socket Outlet		/	/	/	/	/	2	2
	電話接駁點 Telephone Connection Point		/	/	/	/	/	1	1
	電視天線接駁點 TV Connection Point		/	/	/	/	/	1	1
	數據接駁點 Data Connection Point		/	/	/	/	/	1	1
	燈位 Lighting Point		/	/	/	/	/	7	7
	燈掣 Lighting Switch		/	/	/	/	/	4	4
	設備開關供煤氣熱水器 Equipment Switch For Gas Water Heater		/	/	/	/	/	1	1
	室內空調機接駁點 Connection Point for Air-Conditioner Indoor Unit		/	/	/	/	/	1	1
	門鈴 Door Bell		/	/	/	/	/	1	1
	門口對講機 Door Phone		/	/	/	/	/	1	1
		總電掣箱 (單相) Miniature Circuit Breakers Board (Single phase)	/	/	/	/	/	1	1
		單位電插座供廚房家用電器 Single Socket Outlet for Kitchen Appliances	/	/	/	/	/	1	1
		開關制供廚房家用電器 Equipment Switch for Kitchen Appliances	/	/	/	/	/	1	1
	設備開關供浴室換氣暖風機 Equipment Switch For Bathroom Thermo Ventilator		/	/	/	/	/	1	1
	控制開關供電窗簾 Control Switch For Electrical Curtain		/	/	/	/	/	1	1
	單位電插座(連USB接口) Single Socket Outlet (With USB Port)		/	/	/	/	/	1	1
		菲士供電窗簾 Fuse Spur Unit For Electrical Curtain	/	/	/	/	/	2	2
		菲士供照明 Fuse Spur Unit For lighting	/	/	/	/	/	2	2
		菲士供家居設備 Fuse Spur Unit For Home Equipment	/	/	/	/	/	1	1
	雙位數據插座供電窗簾 Twin Data Outlet For Electrical Curtain		/	/	/	/	/	1	1

備註：
1. 上表內之「/」代表「不適用」。

Notes:
1. The symbol "/" as shown in the above table denotes "Not applicable".

住宅單位機電裝置數量説明表 Schedule of Mechanical & Electrical Provisions for Residential Property
第1A座 Tower 1A (地下 G/F)

位置 Location	外露型 Exposed Type	非外露型 Non-exposed Type	單位 Flat						
			A	B	C	D	G	H	J
主人睡房 Master Bedroom	單位電插座 Single Socket Outlet		1	1	/	/	/	/	/
	雙位電插座 Twin Socket Outlet		1	1	1	1	1	/	/
	電話接駁點 Telephone Connection Point		1	1	/	/	/	/	/
	電視 / 電台天線接駁點 TV Connection Point		1	1	1	1	1	/	/
	設備開關供主人浴室換氣暖風機 Equipment Switch For Master Bathroom Thermo Ventilator		1	1	/	/	/	/	/
	燈位 Lighting Point		5	5	1	1	1	/	/
	燈掣 Lighting Switch		3	3	2	2	2	/	/
	室內空調機接駁點 Connection Point for Air-Conditioner Indoor Unit		1	1	1	1	1	/	/
		菲士供照明 Fuse Spur Unit For Lighting	3	3	/	/	/	/	/
	單位電插座(連USB接口) Single Socket Outlet (With USB Port)		1	1	1	1	1	/	/
睡房 1 Bedroom 1	單位電插座 Single Socket Outlet		1	1	1	/	/	/	/
	雙位電插座 Twin Socket Outlet		1	1	1	/	/	/	/
	電視 / 電台天線接駁點 TV/ FM Connection Point		1	1	1	/	/	/	/
	燈位 Lighting Point		1	1	1	/	/	/	/
	燈掣 Lighting Switch		1	1	1	/	/	/	/
	室內空調機接駁點 Connection Point for Air-Conditioner Indoor Unit		1	1	1	/	/	/	/

備註：
1. 上表內之「/」代表「不適用」。

Notes:
1. The symbol "/" as shown in the above table denotes "Not applicable".

住宅單位機電裝置數量説明表 Schedule of Mechanical & Electrical Provisions for Residential Property
第1A座 Tower 1A (地下 G/F)

位置 Location	外露型 Exposed Type	非外露型 Non-exposed Type	單位 Flat						
			A	B	C	D	G	H	J
睡房 2 Bedroom 2	單位電插座 Single Socket Outlet		1	1	/	/	/	/	/
	雙位電插座 Twin Socket Outlet		1	1	/	/	/	/	/
	電視 / 電台天線接駁點 TV/ FM Connection Point		1	1	/	/	/	/	/
	燈位 Lighting Point		1	1	/	/	/	/	/
	燈掣 Lighting Switch		1	1	/	/	/	/	/
	室內空調機接駁點 Connection Point for Air-Conditioner Indoor Unit		1	1	/	/	/	/	/
儲物房 Store	單位電插座 Single Socket Outlet		1	1	/	/	/	/	/
	燈位 Lighting Point		1	1	/	/	/	/	/
	燈掣 Lighting Switch		1	1	/	/	/	/	/
	室內空調機接駁點 Connection Point for Air-Conditioner Indoor Unit		1	1	/	/	/	/	/
		總電掣箱 (三相) Miniature Circuit Breakers Board (Three phase)	1	1	/	/	/	/	/
		菲士供家居設備 Fuse Spur Unit For Home Equipment	1	1	/	/	/	/	/
開放式廚房 Open Kitchen	雙位電插座 Twin Socket Outlet		/	/	1	1	1	/	/
	燈位 Lighting Point		/	/	1	1	1	1	1
		單位電插座供廚房家用電器 Single Socket Outlet for Kitchen Appliances	/	/	3	4	4	3	3
		開關制供廚房家用電器 Equipment Switch for Kitchen Appliances	/	/	/	1	1	/	/
		洗衣機接駁點(來水位直徑為22毫米) Washing Machine Connection Point (Water Inlet of a design of 22mm in diameter)	/	/	1	1	1	1	1
		洗衣機接駁點(排水位直徑為40毫米) Washing Machine Connection Point (Water Outlet of a design of 40mm in diameter)	/	/	1	1	1	1	1
		總電掣箱 (單相) Miniature Circuit Breakers Board (Single phase)	/	/	/	1	1	/	/
		菲士供照明 Fuse Spur Unit For Lighting	/	/	1	/	/	1	1
		菲士供家居設備 Fuse Spur Unit For Home Equipment	/	/	/	1	1	/	/

備註：
1. 上表內之「/」代表「不適用」。

Notes:
1. The symbol "/" as shown in the above table denotes "Not applicable".

住宅單位機電裝置數量説明表 Schedule of Mechanical & Electrical Provisions for Residential Property
第1A座 Tower 1A (地下 G/F)

位置 Location	外露型 Exposed Type	非外露型 Non-exposed Type	單位 Flat						
			A	B	C	D	G	H	J
廚房 Kitchen	雙位電插座 Twin Socket Outlet		2	2	/	/	/	/	/
	燈位 Lighting Point		3	3	/	/	/	/	/
		煤氣錶 Gas Meter	1	1	/	/	/	/	/
		菲士抽氣扇電接駁點 Fused Power Connection Point for Exhaust Fan	1	1	/	/	/	/	/
		單位電插座供廚房家用電器 Single Socket Outlet for Kitchen Appliances	6	6	/	/	/	/	/
		洗衣機接駁點(來水位直徑為22毫米) Washing Machine Connection Point (Water Inlet of a design of 22mm in diameter)	1	1	/	/	/	/	/
		洗衣機接駁點(排水位直徑為40毫米) Washing Machine Connection Point (Water Outlet of a design of 40mm in diameter)	1	1	/	/	/	/	/
		煤氣熱水爐電接駁點 Power Connection Point for Gas Water Heater	1	1	/	/	/	/	/
		設備開關制供廚房設備 Equipment Switch For Kitchen Appliances	1	1	/	/	/	/	/
		菲士供照明 Fuse Spur Unit For Lighting	1	1	/	/	/	/	/
主人浴室 Master Bathroom	燈位 Lighting Point		4	4	/	/	/	/	/
		單位電插座 Single Socket Outlet	2	2	/	/	/	/	/
		菲士換氣暖風機電接駁點 Fused Power Connection Point for Thermo Ventilator	1	1	/	/	/	/	/
		電視/電台天線接駁點 TV/FM Connection Point	1	1	/	/	/	/	/
		數據接駁點 Data Connection Point	1	1	/	/	/	/	/
		菲士供照明 Fuse Spur Unit For Lighting	3	3	/	/	/	/	/

備註：
1. 上表內之「/」代表「不適用」。

Notes:
1. The symbol "/" as shown in the above table denotes "Not applicable".

住宅單位機電裝置數量説明表 Schedule of Mechanical & Electrical Provisions for Residential Property
第1A座 Tower 1A (地下 G/F)

位置 Location	外露型 Exposed Type	非外露型 Non-exposed Type	單位 Flat						
			A	B	C	D	G	H	J
浴室 Bathroom	燈位 Lighting Point		3	3	4	3	3	3	3
		單位電插座 Single Socket Outlet	1	1	2	2	2	2	2
		菲士換氣暖風機電接駁點 Fused Power Connection Point for Thermo Ventilator	1	1	1	1	1	1	1
		電視/電台天線接駁點 TV/FM Connection Point	/	/	1	1	1	1	1
		數據接駁點 Data Connection Point	/	/	1	1	1	1	1
		菲士供照明 Fuse Spur Unit For Lighting	2	2	2	2	2	2	2
花園 Garden	燈位 Lighting Point		6	6	3	3	3	3	3
	單位電插座 Single Socket Outlet		1	1	1	1	1	1	1
		煤氣錶 Gas Meter	/	/	1	1	1	1	1
冷氣機平台 Air-Conditioner Platform	室外空調機接駁點 Connection Point for Air-Conditioner Outdoor Unit		2	2	2	1	2	1	1

備註：
1. 上表內之「/」代表「不適用」。

Notes:
1. The symbol "/" as shown in the above table denotes "Not applicable".

住宅單位機電裝置數量説明表 Schedule of Mechanical & Electrical Provisions for Residential Property
第1A座 Tower 1A (1樓 1/F)

位置 Location	外露型 Exposed Type	非外露型 Non-exposed Type	單位 Flat						
			A	B	C	D	G	H	J
大門入口 Main Entrance	門鈴按鈕 Door Bell Push Button		1	1	1	1	1	1	1
客廳/飯廳 Living Room / Dining Room	單位電插座 Single Socket Outlet		2	2	/	/	/	/	/
	雙位電插座 Twin Socket Outlet		1	1	2	1	1	/	/
	電話接駁點 Telephone Connection Point		1	1	1	1	1	/	/
	電視 / 電台天線接駁點 TV/ FM Connection Point		1	1	1	1	1	/	/
	數據接駁點 Data Connection Point		1	1	1	1	1	/	/
	燈位 Lighting Point		15	15	9	7	7	/	/
	燈掣 Lighting Switch		6	6	4	3	3	/	/
	設備開關供煤氣熱水器 Equipment Switch For Gas Water Heater		1	1	1	1	1	/	/
	設備開關供廚房抽氣扇 Equipment Switch For Kitchen Exhaust Fan		1	1	/	/	/	/	/
	室內空調機接駁點 Connection Point for Air-Conditioner Indoor Unit		2	2	1	1	1	/	/
	門鈴 Door Bell		1	1	1	1	1	/	/
	門口對講機 Door Phone		1	1	1	1	1	/	/
		總電掣箱 (單相) Miniature Circuit Breakers Board (Single phase)	/	/	1	/	/	/	/
		單位電插座供廚房家用電器 Single Socket Outlet for Kitchen Appliances	/	/	1	/	/	/	/
		開關制供廚房家用電器 Equipment Switch for Kitchen Appliances	/	/	1	/	/	/	/
	控制開關供電窗簾 Control Switch For Electrical Curtain		1	1	1	1	1	/	/
	設備開關供浴室換氣暖風機 Equipment Switch For Bathroom Thermo Ventilator		1	1	1	1	1	/	/
		菲士供照明 Fuse Spur Unit For Lighting	2	2	2	2	2	/	/
		菲士供電窗簾 Fuse Spur Unit For Electrical Curtain	4	4	2	2	2	/	/
	單位電插座 (連USB 接口) Single Socket Outlet (With USB Outlet)		1	1	1	1	1	/	/
		菲士供家居設備 Fuse Spur Unit For Home Equipment	/	/	1	/	/	/	/
	雙位數據插座供電窗簾 Twin Data Outlet For Electrical Curtain		2	2	1	1	1	/	/

備註：
1. 上表內之「/」代表「不適用」。

Notes:
1. The symbol "/" as shown in the above table denotes "Not applicable".

住宅單位機電裝置數量説明表 Schedule of Mechanical & Electrical Provisions for Residential Property
第1A座 Tower 1A (1樓 1/F)

位置 Location	外露型 Exposed Type	非外露型 Non-exposed Type	單位 Flat						
			A	B	C	D	G	H	J
客廳/飯廳/睡房 Living Room/Dining Room/ Bedroom	單位電插座 Single Socket Outlet		/	/	/	/	/	1	1
	雙位電插座 Twin Socket Outlet		/	/	/	/	/	2	2
	電話接駁點 Telephone Connection Point		/	/	/	/	/	1	1
	電視天線接駁點 TV Connection Point		/	/	/	/	/	1	1
	數據接駁點 Data Connection Point		/	/	/	/	/	1	1
	燈位 Lighting Point		/	/	/	/	/	7	7
	燈掣 Lighting Switch		/	/	/	/	/	4	4
	設備開關供煤氣熱水器 Equipment Switch For Gas Water Heater		/	/	/	/	/	1	1
	室內空調機接駁點 Connection Point for Air-Conditioner Indoor Unit		/	/	/	/	/	1	1
	門鈴 Door Bell		/	/	/	/	/	1	1
	門口對講機 Door Phone		/	/	/	/	/	1	1
		總電掣箱 (單相) Miniature Circuit Breakers Board (Single phase)	/	/	/	/	/	1	1
		單位電插座供廚房家用電器 Single Socket Outlet for Kitchen Appliances	/	/	/	/	/	1	1
		開關制供廚房家用電器 Equipment Switch for Kitchen Appliances	/	/	/	/	/	1	1
	設備開關供浴室換氣暖風機 Equipment Switch For Bathroom Thermo Ventilator		/	/	/	/	/	1	1
	控制開關供電窗簾 Control Switch For Electrical Curtain		/	/	/	/	/	1	1
	單位電插座(連USB接口) Single Socket Outlet (With USB Port)		/	/	/	/	/	1	1
		菲士供電窗簾 Fuse Spur Unit For Electrical Curtain	/	/	/	/	/	2	2
		菲士供照明 Fuse Spur Unit For Lighting	/	/	/	/	/	2	2
		菲士供家居設備 Fuse Spur Unit For Home Equipment	/	/	/	/	/	1	1
	雙位數據插座供電窗簾 Twin Data Outlet For Electrical Curtain		/	/	/	/	/	1	1

備註：
1. 上表內之「/」代表「不適用」。

Notes:
1. The symbol "/" as shown in the above table denotes "Not applicable".

住宅單位機電裝置數量説明表 Schedule of Mechanical & Electrical Provisions for Residential Property
第1A座 Tower 1A (1樓 1/F)

位置 Location	外露型 Exposed Type	非外露型 Non-exposed Type	單位 Flat						
			A	B	C	D	G	H	J
主人睡房 Master Bedroom	單位電插座 Single Socket Outlet		1	1	/	/	/	/	/
	雙位電插座 Twin Socket Outlet		1	1	1	1	1	/	/
	電話接駁點 Telephone Connection Point		1	1	/	/	/	/	/
	電視 / 電台天線接駁點 TV Connection Point		1	1	1	1	1	/	/
	設備開關供主人浴室換氣暖風機 Equipment Switch For Master Bathroom Thermo Ventilator		1	1	/	/	/	/	/
	燈位 Lighting Point		5	5	1	1	1	/	/
	燈掣 Lighting Switch		3	3	2	2	2	/	/
	室內空調機接駁點 Connection Point for Air-Conditioner Indoor Unit		1	1	1	1	1	/	/
		菲士供照明 Fuse Spur Unit For Lighting	3	3	/	/	/	/	/
	單位電插座(連USB接口) Single Socket Outlet (With USB Port)		1	1	1	1	1	/	/
睡房 1 Bedroom 1	單位電插座 Single Socket Outlet		1	1	1	/	/	/	/
	雙位電插座 Twin Socket Outlet		1	1	1	/	/	/	/
	電視 / 電台天線接駁點 TV/ FM Connection Point		1	1	1	/	/	/	/
	燈位 Lighting Point		1	1	1	/	/	/	/
	燈掣 Lighting Switch		1	1	1	/	/	/	/
	室內空調機接駁點 Connection Point for Air-Conditioner Indoor Unit		1	1	1	/	/	/	/

備註：
1. 上表內之「/」代表「不適用」。

Notes:
1. The symbol "/" as shown in the above table denotes "Not applicable".

住宅單位機電裝置數量説明表 Schedule of Mechanical & Electrical Provisions for Residential Property
第1A座 Tower 1A (1樓 1/F)

位置 Location	外露型 Exposed Type	非外露型 Non-exposed Type	單位 Flat						
			A	B	C	D	G	H	J
睡房 2 Bedroom 2	單位電插座 Single Socket Outlet		1	1	/	/	/	/	/
	雙位電插座 Twin Socket Outlet		1	1	/	/	/	/	/
	電視 / 電台天線接駁點 TV/ FM Connection Point		1	1	/	/	/	/	/
	燈位 Lighting Point		1	1	/	/	/	/	/
	燈掣 Lighting Switch		1	1	/	/	/	/	/
	室內空調機接駁點 Connection Point for Air-Conditioner Indoor Unit		1	1	/	/	/	/	/
儲物房 Store	單位電插座 Single Socket Outlet		1	1	/	/	/	/	/
	燈位 Lighting Point		1	1	/	/	/	/	/
	燈掣 Lighting Switch		1	1	/	/	/	/	/
	室內空調機接駁點 Connection Point for Air-Conditioner Indoor Unit		1	1	/	/	/	/	/
		總電掣箱 (三相) Miniature Circuit Breakers Board (Three phase)	1	1	/	/	/	/	/
		菲士供家居設備 Fuse Spur Unit For Home Equipment	1	1	/	/	/	/	/
開放式廚房 Open Kitchen	雙位電插座 Twin Socket Outlet		/	/	1	1	1	/	/
	燈位 Lighting Point		/	/	1	1	1	1	1
		單位電插座供廚房家用電器 Single Socket Outlet for Kitchen Appliances	/	/	3	4	4	3	3
		開關制供廚房家用電器 Equipment Switch for Kitchen Appliances	/	/	/	1	1	/	/
		洗衣機接駁點(來水位直徑為22毫米) Washing Machine Connection Point (Water Inlet of a design of 22mm in diameter)	/	/	1	1	1	1	1
		洗衣機接駁點(排水位直徑為40毫米) Washing Machine Connection Point (Water Outlet of a design of 40mm in diameter)	/	/	1	1	1	1	1
		總電掣箱 (單相) Miniature Circuit Breakers Board (Single phase)	/	/	/	1	1	/	/
		菲士供照明 Fuse Spur Unit For Lighting	/	/	1	1	1	1	1
		菲士供家居設備 Fuse Spur Unit For Home Equipment	/	/	/	1	1	/	/

備註：
1. 上表內之「/」代表「不適用」。

Notes:
1. The symbol "/" as shown in the above table denotes "Not applicable".

住宅單位機電裝置數量説明表 Schedule of Mechanical & Electrical Provisions for Residential Property
第1A座 Tower 1A (1樓 1/F)

位置 Location	外露型 Exposed Type	非外露型 Non-exposed Type	單位 Flat						
			A	B	C	D	G	H	J
廚房 Kitchen	雙位電插座 Twin Socket Outlet		2	2	/	/	/	/	/
	燈位 Lighting Point		3	3	/	/	/	/	/
		煤氣錶 Gas Meter	1	1	/	/	/	/	/
		菲士抽氣扇電接駁點 Fused Power Connection Point for Exhaust Fan	1	1	/	/	/	/	/
		單位電插座供廚房家用電器 Single Socket Outlet for Kitchen Appliances	6	6	/	/	/	/	/
		洗衣機接駁點(來水位直徑為22毫米) Washing Machine Connection Point (Water Inlet of a design of 22mm in diameter)	1	1	/	/	/	/	/
		洗衣機接駁點(排水位直徑為40毫米) Washing Machine Connection Point (Water Outlet of a design of 40mm in diameter)	1	1	/	/	/	/	/
		煤氣熱水爐電接駁點 Power Connection Point for Gas Water Heater	1	1	/	/	/	/	/
		設備開關制供廚房設備 Equipment Switch For Kitchen Appliances	1	1	/	/	/	/	/
		菲士供照明 Fuse Spur Unit For Lighting	1	1	/	/	/	/	/
主人浴室 Master Bathroom	燈位 Lighting Point		4	4	/	/	/	/	/
		單位電插座 Single Socket Outlet	2	2	/	/	/	/	/
		菲士換氣暖風機電接駁點 Fused Power Connection Point for Thermo Ventilator	1	1	/	/	/	/	/
		電視/電台天線接駁點 TV/FM Connection Point	1	1	/	/	/	/	/
		數據接駁點 Data Connection Point	1	1	/	/	/	/	/
		菲士供照明 Fuse Spur Unit For Lighting	3	3	/	/	/	/	/

備註：
1. 上表內之「/」代表「不適用」。

Notes:
1. The symbol "/" as shown in the above table denotes "Not applicable".

住宅單位機電裝置數量説明表 Schedule of Mechanical & Electrical Provisions for Residential Property
第1A座 Tower 1A (1樓 1/F)

位置 Location	外露型 Exposed Type	非外露型 Non-exposed Type	單位 Flat						
			A	B	C	D	G	H	J
浴室 Bathroom	燈位 Lighting Point		3	3	4	3	3	3	3
		單位電插座 Single Socket Outlet	1	1	2	2	2	2	2
		菲士換氣暖風機電接駁點 Fused Power Connection Point for Thermo Ventilator	1	1	1	1	1	1	1
		電視/電台天線接駁點 TV/FM Connection Point	/	/	1	1	1	1	1
		數據接駁點 Data Connection Point	/	/	1	1	1	1	1
		菲士供照明 Fuse Spur Unit For Lighting	2	2	2	2	2	2	2
露台 Balcony	露台燈 Balcony Light		1	1	1	1	1	1	1
		煤氣錶 Gas Meter	/	/	1	1	1	1	1
		菲士供熱水爐 Fuse Spur Unit For Home Equipment	/	/	1	1	1	1	1
工作平台 Utility Platform	燈位 Lighting Point		1	1	/	/	/	/	/
冷氣機平台 Air-Conditioner Platform	室外空調機接駁點 Connection Point for Air-Conditioner Outdoor Unit		2	2	2	1	2	1	1

備註：
1. 上表內之「/」代表「不適用」。

Notes:
1. The symbol "/" as shown in the above table denotes "Not applicable".

住宅單位機電裝置數量説明表 Schedule of Mechanical & Electrical Provisions for Residential Property
第1A座 Tower 1A (2樓至3樓、5樓至12樓、15樓至21樓 2/F to 3/F, 5/F to 12/F, 15/F to 21/F)

位置 Location	外露型 Exposed Type	非外露型 Non-exposed Type	單位 Flat								
			A	B	C	D	E	F	G	H	J
大門入口 Main Entrance	門鈴按鈕 Door Bell Push Button		1	1	1	1	1	1	1	1	1
客廳/飯廳 Living Room / Dining Room	單位電插座 Single Socket Outlet		2	2	/	/	/	/	/	/	/
	雙位電插座 Twin Socket Outlet		1	1	2	1	1	1	1	/	/
	電話接駁點 Telephone Connection Point		1	1	1	1	1	1	1	/	/
	電視 / 電台天線接駁點 TV/ FM Connection Point		1	1	1	1	1	1	1	/	/
	數據接駁點 Data Connection Point		1	1	1	1	1	1	1	/	/
	燈位 Lighting Point		15	15	9	7	7	7	7	/	/
	燈掣 Lighting Switch		6	6	4	3	3	3	3	/	/
	設備開關供煤氣熱水器 Equipment Switch For Gas Water Heater		1	1	1	1	1	1	1	/	/
	設備開關供廚房抽氣扇 Equipment Switch For Kitchen Exhaust Fan		1	1	/	/	/	/	/	/	/
	室內空調機接駁點 Connection Point for Air-Conditioner Indoor Unit		2	2	1	1	1	1	1	/	/
	門鈴 Door Bell		1	1	1	1	1	1	1	/	/
	門口對講機 Door Phone		1	1	1	1	1	1	1	/	/
		總電掣箱 (單相) Miniature Circuit Breakers Board (Single phase)	/	/	1	/	/	/	/	/	/
		單位電插座供廚房家用電器 Single Socket Outlet for Kitchen Appliances	/	/	1	/	/	/	/	/	/
		開關制供廚房家用電器 Equipment Switch for Kitchen Appliances	/	/	1	/	/	/	/	/	/
	控制開關供電窗簾 Control Switch For Electrical Curtain		1	1	1	1	1	1	1	/	/
	設備開關供浴室換氣暖風機 Equipment Switch For Bathroom Thermo Ventilator		1	1	1	1	1	1	1	/	/
		菲士供照明 Fuse Spur Unit For Lighting	2	2	2	2	2	2	2	/	/
		菲士供電窗簾 Fuse Spur Unit For Electrical Curtain	4	4	2	2	2	2	2	/	/
	單位電插座 (連USB 接口) Single Socket Outlet (With USB Outlet)		1	1	1	1	1	1	1	/	/
		菲士供家居設備 Fuse Spur Unit For Home Equipment	/	/	1	/	/	/	/	/	/
	雙位數據插座供電窗簾 Twin Data Outlet For Electrical Curtain		2	2	1	1	1	1	1	/	/

備註：
1. 上表內之「/」代表「不適用」。

Notes:
1. The symbol "/" as shown in the above table denotes "Not applicable".

住宅單位機電裝置數量説明表 Schedule of Mechanical & Electrical Provisions for Residential Property
第1A座 Tower 1A (2樓至3樓、5樓至12樓、15樓至21樓 2/F to 3/F, 5/F to 12/F, 15/F to 21/F)

位置 Location	外露型 Exposed Type	非外露型 Non-exposed Type	單位 Flat								
			A	B	C	D	E	F	G	H	J
客廳/飯廳/睡房 Living Room/Dining Room/ Bedroom	單位電插座 Single Socket Outlet		/	/	/	/	/	/	/	1	1
	雙位電插座 Twin Socket Outlet		/	/	/	/	/	/	/	2	2
	電話接駁點 Telephone Connection Point		/	/	/	/	/	/	/	1	1
	電視天線接駁點 TV Connection Point		/	/	/	/	/	/	/	1	1
	數據接駁點 Data Connection Point		/	/	/	/	/	/	/	1	1
	燈位 Lighting Point		/	/	/	/	/	/	/	7	7
	燈掣 Lighting Switch		/	/	/	/	/	/	/	4	4
	設備開關供煤氣熱水器 Equipment Switch For Gas Water Heater		/	/	/	/	/	/	/	1	1
	室內空調機接駁點 Connection Point for Air-Conditioner Indoor Unit		/	/	/	/	/	/	/	1	1
	門鈴 Door Bell		/	/	/	/	/	/	/	1	1
	門口對講機 Door Phone		/	/	/	/	/	/	/	1	1
		總電掣箱 (單相) Miniature Circuit Breakers Board (Single phase)	/	/	/	/	/	/	/	1	1
		單位電插座供廚房家用電器 Single Socket Outlet for Kitchen Appliances	/	/	/	/	/	/	/	1	1
		開關制供廚房家用電器 Equipment Switch for Kitchen Appliances	/	/	/	/	/	/	/	1	1
	設備開關供浴室換氣暖風機 Equipment Switch For Bathroom Thermo Ventilator		/	/	/	/	/	/	/	1	1
	控制開關供電窗簾 Control Switch For Electrical Curtain		/	/	/	/	/	/	/	1	1
	單位電插座(連USB接口) Single Socket Outlet (With USB Port)		/	/	/	/	/	/	/	1	1
		菲士供電窗簾 Fuse Spur Unit For Electrical Curtain	/	/	/	/	/	/	/	2	2
		菲士供照明 Fuse Spur Unit For Lighting	/	/	/	/	/	/	/	2	2
		菲士供家居設備 Fuse Spur Unit For Home Equipment	/	/	/	/	/	/	/	1	1
	雙位數據插座供電窗簾 Twin Data Outlet For Electrical Curtain		/	/	/	/	/	/	/	1	1

備註：
1. 上表內之「/」代表「不適用」。

Notes:
1. The symbol "/" as shown in the above table denotes "Not applicable".

住宅單位機電裝置數量説明表 Schedule of Mechanical & Electrical Provisions for Residential Property
第1A座 Tower 1A (2樓至3樓、5樓至12樓、15樓至21樓 2/F to 3/F, 5/F to 12/F, 15/F to 21/F)

位置 Location	外露型 Exposed Type	非外露型 Non-exposed Type	單位 Flat								
			A	B	C	D	E	F	G	H	J
主人睡房 Master Bedroom	單位電插座 Single Socket Outlet		1	1	/	/	/	/	/	/	/
	雙位電插座 Twin Socket Outlet		1	1	1	1	1	1	1	/	/
	電話接駁點 Telephone Connection Point		1	1	/	/	/	/	/	/	/
	電視 / 電台天線接駁點 TV Connection Point		1	1	1	1	1	1	1	/	/
	設備開關供主人浴室換氣暖風機 Equipment Switch For Master Bathroom Thermo Ventilator		1	1	/	/	/	/	/	/	/
	燈位 Lighting Point		5	5	1	1	1	1	1	/	/
	燈掣 Lighting Switch		3	3	2	2	2	2	2	/	/
	室內空調機接駁點 Connection Point for Air-Conditioner Indoor Unit		1	1	1	1	1	1	1	/	/
		菲士供照明 Fuse Spur Unit For Lighting	3	3	/	/	/	/	/	/	/
	單位電插座(連USB接口) Single Socket Outlet (With USB Port)		1	1	1	1	1	1	1	/	/
睡房 1 Bedroom 1	單位電插座 Single Socket Outlet		1	1	1	/	/	/	/	/	/
	雙位電插座 Twin Socket Outlet		1	1	1	/	/	/	/	/	/
	電視 / 電台天線接駁點 TV/ FM Connection Point		1	1	1	/	/	/	/	/	/
	燈位 Lighting Point		1	1	1	/	/	/	/	/	/
	燈掣 Lighting Switch		1	1	1	/	/	/	/	/	/
	室內空調機接駁點 Connection Point for Air-Conditioner Indoor Unit		1	1	1	/	/	/	/	/	/

備註：
1. 上表內之「/」代表「不適用」。

Notes:
1. The symbol "/" as shown in the above table denotes "Not applicable".

住宅單位機電裝置數量説明表 Schedule of Mechanical & Electrical Provisions for Residential Property
第1A座 Tower 1A (2樓至3樓、5樓至12樓、15樓至21樓 2/F to 3/F, 5/F to 12/F, 15/F to 21/F)

位置 Location	外露型 Exposed Type	非外露型 Non-exposed Type	單位 Flat								
			A	B	C	D	E	F	G	H	J
睡房 2 Bedroom 2	單位電插座 Single Socket Outlet		1	1	/	/	/	/	/	/	/
	雙位電插座 Twin Socket Outlet		1	1	/	/	/	/	/	/	/
	電視 / 電台天線接駁點 TV/ FM Connection Point		1	1	/	/	/	/	/	/	/
	燈位 Lighting Point		1	1	/	/	/	/	/	/	/
	燈掣 Lighting Switch		1	1	/	/	/	/	/	/	/
	室內空調機接駁點 Connection Point for Air-Conditioner Indoor Unit		1	1	/	/	/	/	/	/	/
儲物房 Store	單位電插座 Single Socket Outlet		1	1	/	/	/	/	/	/	/
	燈位 Lighting Point		1	1	/	/	/	/	/	/	/
	燈掣 Lighting Switch		1	1	/	/	/	/	/	/	/
	室內空調機接駁點 Connection Point for Air-Conditioner Indoor Unit		1	1	/	/	/	/	/	/	/
		總電掣箱 (三相) Miniature Circuit Breakers Board (Three phase)	1	1	/	/	/	/	/	/	/
		菲士供家居設備 Fuse Spur Unit For Home Equipment	1	1	/	/	/	/	/	/	/
開放式廚房 Open Kitchen	雙位電插座 Twin Socket Outlet		/	/	1	1	1	1	1	/	/
	燈位 Lighting Point		/	/	1	1	1	1	1	1	1
		單位電插座供廚房家用電器 Single Socket Outlet for Kitchen Appliances	/	/	3	4	4	4	4	3	3
		開關制供廚房家用電器 Equipment Switch for Kitchen Appliances	/	/	/	1	1	1	1	/	/
		洗衣機接駁點(來水位直徑為22毫米) Washing Machine Connection Point (Water Inlet of a design of 22mm in diameter)	/	/	1	1	1	1	1	1	1
		洗衣機接駁點(排水位直徑為40毫米) Washing Machine Connection Point (Water Outlet of a design of 40mm in diameter)	/	/	1	1	1	1	1	1	1
		總電掣箱 (單相) Miniature Circuit Breakers Board (Single phase)	/	/	/	1	1	1	1	/	/
		菲士供照明 Fuse Spur Unit For Lighting	/	/	1	1	1	1	1	1	1
		菲士供家居設備 Fuse Spur Unit For Home Equipment	/	/	/	1	1	1	1	/	/

備註：
1. 上表內之「/」代表「不適用」。

Notes:
1. The symbol "/" as shown in the above table denotes "Not applicable".

住宅單位機電裝置數量説明表 Schedule of Mechanical & Electrical Provisions for Residential Property
第1A座 Tower 1A (2樓至3樓、5樓至12樓、15樓至21樓 2/F to 3/F, 5/F to 12/F, 15/F to 21/F)

位置 Location	外露型 Exposed Type	非外露型 Non-exposed Type	單位 Flat								
			A	B	C	D	E	F	G	H	J
廚房 Kitchen	雙位電插座 Twin Socket Outlet		2	2	/	/	/	/	/	/	/
	燈位 Lighting Point		3	3	/	/	/	/	/	/	/
		煤氣錶 Gas Meter	1	1	/	/	/	/	/	/	/
		菲士抽氣扇電接駁點 Fused Power Connection Point for Exhaust Fan	1	1	/	/	/	/	/	/	/
		單位電插座供廚房家用電器 Single Socket Outlet for Kitchen Appliances	6	6	/	/	/	/	/	/	/
		洗衣機接駁點(來水位直徑為22毫米) Washing Machine Connection Point (Water Inlet of a design of 22mm in diameter)	1	1	/	/	/	/	/	/	/
		洗衣機接駁點(排水位直徑為40毫米) Washing Machine Connection Point (Water Outlet of a design of 40mm in diameter)	1	1	/	/	/	/	/	/	/
		煤氣熱水爐電接駁點 Power Connection Point for Gas Water Heater	1	1	/	/	/	/	/	/	/
		設備開關制供廚房設備 Equipment Switch For Kitchen Appliances	1	1	/	/	/	/	/	/	/
		菲士供照明 Fuse Spur Unit For Lighting	1	1	/	/	/	/	/	/	/
主人浴室 Master Bathroom	燈位 Lighting Point		4	4	/	/	/	/	/	/	/
		單位電插座 Single Socket Outlet	2	2	/	/	/	/	/	/	/
		菲士換氣暖風機電接駁點 Fused Power Connection Point for Thermo Ventilator	1	1	/	/	/	/	/	/	/
		電視/電台天線接駁點 TV/FM Connection Point	1	1	/	/	/	/	/	/	/
		數據接駁點 Data Connection Point	1	1	/	/	/	/	/	/	/
		菲士供照明 Fuse Spur Unit For Lighting	3	3	/	/	/	/	/	/	/

備註：
1. 上表內之「/」代表「不適用」。

Notes:
1. The symbol "/" as shown in the above table denotes "Not applicable".

住宅單位機電裝置數量説明表 Schedule of Mechanical & Electrical Provisions for Residential Property
第1A座 Tower 1A (2樓至3樓、5樓至12樓、15樓至21樓 2/F to 3/F, 5/F to 12/F, 15/F to 21/F)

位置 Location	外露型 Exposed Type	非外露型 Non-exposed Type	單位 Flat								
			A	B	C	D	E	F	G	H	J
浴室 Bathroom	燈位 Lighting Point		3	3	4	3	3	3	3	3	3
		單位電插座 Single Socket Outlet	1	1	2	2	2	2	2	2	2
		菲士換氣暖風機電接駁點 Fused Power Connection Point for Thermo Ventilator	1	1	1	1	1	1	1	1	1
		電視/電台天線接駁點 TV/FM Connection Point	/	/	1	1	1	1	1	1	1
		數據接駁點 Data Connection Point	/	/	1	1	1	1	1	1	1
		菲士供照明 Fuse Spur Unit For Lighting	2	2	2	2	2	2	2	2	2
露台 Balcony	露台燈 Balcony Light		1	1	1	1	1	1	1	1	1
		煤氣錶 Gas Meter	/	/	1	1	1	1	1	1	1
		菲士供熱水爐 Fuse Spur Unit For Home Equipment	/	/	1	1	1	1	1	1	1
工作平台 Utility Platform	燈位 Lighting Point		1	1	/	/	/	/	/	/	/
冷氣機平台 Air-Conditioner Platform	室外空調機接駁點 Connection Point for Air-Conditioner Outdoor Unit		2	2	2	1	2	1	1	1	1

備註：
1. 上表內之「/」代表「不適用」。

Notes:
1. The symbol "/" as shown in the above table denotes "Not applicable".

住宅單位機電裝置數量説明表 Schedule of Mechanical & Electrical Provisions for Residential Property
第1A座 Tower 1A (22樓至天台 22/F to R/F)

位置 Location	外露型 Exposed Type	非外露型 Non-exposed Type	單位 Flat								
			A	B	C	D	E	F	G	H	J
大門入口 Main Entrance	門鈴按鈕 Door Bell Push Button		1	1	1	1	1	1	1	1	1
客廳/飯廳 Living Room / Dining Room	單位電插座 Single Socket Outlet		2	2	/	/	/	/	/	/	/
	雙位電插座 Twin Socket Outlet		1	1	2	1	1	1	1	/	/
	電話接駁點 Telephone Connection Point		1	1	1	1	1	1	1	/	/
	電視 / 電台天線接駁點 TV/ FM Connection Point		1	1	1	1	1	1	1	/	/
	數據接駁點 Data Connection Point		1	1	1	1	1	1	1	/	/
	燈位 Lighting Point		15	15	9	7	7	7	7	/	/
	燈掣 Lighting Switch		6	6	4	3	3	3	3	/	/
	設備開關供煤氣熱水器 Equipment Switch For Gas Water Heater		1	1	1	1	1	1	1	/	/
	設備開關供廚房抽氣扇 Equipment Switch For Kitchen Exhaust Fan		1	1	/	/	/	/	/	/	/
	室內空調機接駁點 Connection Point for Air-Conditioner Indoor Unit		2	2	1	1	1	1	1	/	/
	門鈴 Door Bell		1	1	1	1	1	1	1	/	/
	門口對講機 Door Phone		1	1	1	1	1	1	1	/	/
		總電掣箱 (單相) Miniature Circuit Breakers Board (Single phase)	/	/	1	/	/	/	/	/	/
		單位電插座供廚房家用電器 Single Socket Outlet for Kitchen Appliances	/	/	1	/	/	/	/	/	/
		開關制供廚房家用電器 Equipment Switch for Kitchen Appliances	/	/	1	/	/	/	/	/	/
	控制開關供電窗簾 Control Switch For Electrical Curtain		1	1	1	1	1	1	1	/	/
	設備開關供浴室換氣暖風機 Equipment Switch For Bathroom Thermo Ventilator		1	1	1	1	1	1	1	/	/
		菲士供照明 Fuse Spur Unit For Lighting	2	2	2	2	2	2	2	/	/
		菲士供電窗簾 Fuse Spur Unit For Electrical Curtain	4	4	2	2	2	2	2	/	/
	單位電插座 (連USB 接口) Single Socket Outlet (With USB Outlet)		1	1	1	1	1	1	1	/	/
		菲士供家居設備 Fuse Spur Unit For Home Equipment	/	/	1	/	/	/	/	/	/
	雙位數據插座供電窗簾 Twin Data Outlet For Electrical Curtain		2	2	1	1	1	1	1	/	/

備註：
1. 上表內之「/」代表「不適用」。

Notes:
1. The symbol "/" as shown in the above table denotes "Not applicable".

住宅單位機電裝置數量説明表 Schedule of Mechanical & Electrical Provisions for Residential Property
第1A座 Tower 1A (22樓至天台 22/F to R/F)

位置 Location	外露型 Exposed Type	非外露型 Non-exposed Type	單位 Flat								
			A	B	C	D	E	F	G	H	J
客廳/飯廳/睡房 Living Room/Dining Room/ Bedroom	單位電插座 Single Socket Outlet		/	/	/	/	/	/	/	1	1
	雙位電插座 Twin Socket Outlet		/	/	/	/	/	/	/	2	2
	電話接駁點 Telephone Connection Point		/	/	/	/	/	/	/	1	1
	電視天線接駁點 TV Connection Point		/	/	/	/	/	/	/	1	1
	數據接駁點 Data Connection Point		/	/	/	/	/	/	/	1	1
	燈位 Lighting Point		/	/	/	/	/	/	/	7	7
	燈掣 Lighting Switch		/	/	/	/	/	/	/	4	4
	設備開關供煤氣熱水器 Equipment Switch For Gas Water Heater		/	/	/	/	/	/	/	1	1
	室內空調機接駁點 Connection Point for Air-Conditioner Indoor Unit		/	/	/	/	/	/	/	1	1
	門鈴 Door Bell		/	/	/	/	/	/	/	1	1
	門口對講機 Door Phone		/	/	/	/	/	/	/	1	1
		總電掣箱 (單相) Miniature Circuit Breakers Board (Single phase)	/	/	/	/	/	/	/	1	1
		單位電插座供廚房家用電器 Single Socket Outlet for Kitchen Appliances	/	/	/	/	/	/	/	1	1
		開關制供廚房家用電器 Equipment Switch for Kitchen Appliances	/	/	/	/	/	/	/	1	1
	設備開關供浴室換氣暖風機 Equipment Switch For Bathroom Thermo Ventilator		/	/	/	/	/	/	/	1	1
	控制開關供電窗簾 Control Switch For Electrical Curtain		/	/	/	/	/	/	/	1	1
	單位電插座(連USB接口) Single Socket Outlet (With USB Port)		/	/	/	/	/	/	/	1	1
		菲士供電窗簾 Fuse Spur Unit For Electrical Curtain	/	/	/	/	/	/	/	2	2
		菲士供照明 Fuse Spur Unit For Lighting	/	/	/	/	/	/	/	2	2
		菲士供家居設備 Fuse Spur Unit For Home Equipment	/	/	/	/	/	/	/	1	1
	雙位數據插座供電窗簾 Twin Data Outlet For Electrical Curtain		/	/	/	/	/	/	/	1	1

備註：
1. 上表內之「/」代表「不適用」。

Notes:
1. The symbol "/" as shown in the above table denotes "Not applicable".

住宅單位機電裝置數量説明表 Schedule of Mechanical & Electrical Provisions for Residential Property
第1A座 Tower 1A (22樓至天台 22/F to R/F)

位置 Location	外露型 Exposed Type	非外露型 Non-exposed Type	單位 Flat								
			A	B	C	D	E	F	G	H	J
主人睡房 Master Bedroom	單位電插座 Single Socket Outlet		1	1	1	/	/	/	/	/	/
	雙位電插座 Twin Socket Outlet		1	1	1	1	1	1	1	/	/
	電話接駁點 Telephone Connection Point		1	1	/	/	/	/	/	/	/
	電視 / 電台天線接駁點 TV Connection Point		1	1	1	1	1	1	1	/	/
	設備開關供主人浴室換氣暖風機 Equipment Switch For Master Bathroom Thermo Ventilator		1	1	/	/	/	/	/	/	/
	燈位 Lighting Point		5	5	1	1	1	1	1	/	/
	燈掣 Lighting Switch		3	3	2	2	2	2	2	/	/
	室內空調機接駁點 Connection Point for Air-Conditioner Indoor Unit		1	1	1	1	1	1	1	/	/
		菲士供照明 Fuse Spur Unit For Lighting	3	3	/	/	/	/	/	/	/
	單位電插座(連USB接口) Single Socket Outlet (With USB Port)		1	1	1	1	1	1	1	/	/
睡房 1 Bedroom 1	單位電插座 Single Socket Outlet		1	1	1	/	/	/	/	/	/
	雙位電插座 Twin Socket Outlet		1	1	1	/	/	/	/	/	/
	電視 / 電台天線接駁點 TV/ FM Connection Point		1	1	1	/	/	/	/	/	/
	燈位 Lighting Point		1	1	1	/	/	/	/	/	/
	燈掣 Lighting Switch		1	1	1	/	/	/	/	/	/
	室內空調機接駁點 Connection Point for Air-Conditioner Indoor Unit		1	1	1	/	/	/	/	/	/

備註：
1. 上表內之「/」代表「不適用」。

Notes:
1. The symbol "/" as shown in the above table denotes "Not applicable".

住宅單位機電裝置數量説明表 Schedule of Mechanical & Electrical Provisions for Residential Property
第1A座 Tower 1A (22樓至天台 22/F to R/F)

位置 Location	外露型 Exposed Type	非外露型 Non-exposed Type	單位 Flat								
			A	B	C	D	E	F	G	H	J
睡房 2 Bedroom 2	單位電插座 Single Socket Outlet		1	1	/	/	/	/	/	/	/
	雙位電插座 Twin Socket Outlet		1	1	/	/	/	/	/	/	/
	電視 / 電台天線接駁點 TV/ FM Connection Point		1	1	/	/	/	/	/	/	/
	燈位 Lighting Point		1	1	/	/	/	/	/	/	/
	燈掣 Lighting Switch		1	1	/	/	/	/	/	/	/
	室內空調機接駁點 Connection Point for Air-Conditioner Indoor Unit		1	1	/	/	/	/	/	/	/
儲物房 Store	單位電插座 Single Socket Outlet		1	1	/	/	/	/	/	/	/
	燈位 Lighting Point		1	1	/	/	/	/	/	/	/
	燈掣 Lighting Switch		1	1	/	/	/	/	/	/	/
	室內空調機接駁點 Connection Point for Air-Conditioner Indoor Unit		1	1	/	/	/	/	/	/	/
		總電掣箱 (三相) Miniature Circuit Breakers Board (Three phase)	1	1	/	/	/	/	/	/	/
		菲士供家居設備 Fuse Spur Unit For Home Equipment	1	1	/	/	/	/	/	/	/
開放式廚房 Open Kitchen	雙位電插座 Twin Socket Outlet		/	/	1	1	1	1	1	/	/
	燈位 Lighting Point		/	/	1	1	1	1	1	1	1
		單位電插座供廚房家用電器 Single Socket Outlet for Kitchen Appliances	/	/	3	4	4	4	4	3	3
		開關制供廚房家用電器 Equipment Switch for Kitchen Appliances	/	/	/	1	1	1	1	/	/
		洗衣機接駁點(來水位直徑為22毫米) Washing Machine Connection Point (Water Inlet of a design of 22mm in diameter)	/	/	1	1	1	1	1	1	1
		洗衣機接駁點(排水位直徑為40毫米) Washing Machine Connection Point (Water Outlet of a design of 40mm in diameter)	/	/	1	1	1	1	1	1	1
		總電掣箱 (單相) Miniature Circuit Breakers Board (Single phase)	/	/	/	1	1	1	1	/	/
		菲士供照明 Fuse Spur Unit For Lighting	/	/	1	1	1	1	1	1	1
		菲士供家居設備 Fuse Spur Unit For Home Equipment	/	/	/	1	1	1	1	/	/

備註：
1. 上表內之「/」代表「不適用」。

Notes:
1. The symbol "/" as shown in the above table denotes "Not applicable".

住宅單位機電裝置數量説明表 Schedule of Mechanical & Electrical Provisions for Residential Property
第1A座 Tower 1A (22樓至天台 22/F to R/F)

位置 Location	外露型 Exposed Type	非外露型 Non-exposed Type	單位 Flat								
			A	B	C	D	E	F	G	H	J
廚房 Kitchen	雙位電插座 Twin Socket Outlet		2	2	/	/	/	/	/	/	/
	燈位 Lighting Point		3	3	/	/	/	/	/	/	/
		煤氣錶 Gas Meter	1	1	/	/	/	/	/	/	/
		菲士抽氣扇電接駁點 Fused Power Connection Point for Exhaust Fan	1	1	/	/	/	/	/	/	/
		單位電插座供廚房家用電器 Single Socket Outlet for Kitchen Appliances	6	6	/	/	/	/	/	/	/
		洗衣機接駁點(來水位直徑為22毫米) Washing Machine Connection Point (Water Inlet of a design of 22mm in diameter)	1	1	/	/	/	/	/	/	/
		洗衣機接駁點(排水位直徑為40毫米) Washing Machine Connection Point (Water Outlet of a design of 40mm in diameter)	1	1	/	/	/	/	/	/	/
		煤氣熱水爐電接駁點 Power Connection Point for Gas Water Heater	1	1	/	/	/	/	/	/	/
		設備開關制供廚房設備 Equipment Switch For Kitchen Appliances	1	1	/	/	/	/	/	/	/
		菲士供照明 Fuse Spur Unit For Lighting	1	1	/	/	/	/	/	/	/
主人浴室 Master Bathroom	燈位 Lighting Point		4	4	/	/	/	/	/	/	/
		單位電插座 Single Socket Outlet	2	2	/	/	/	/	/	/	/
		菲士換氣暖風機電接駁點 Fused Power Connection Point for Thermo Ventilator	1	1	/	/	/	/	/	/	/
		電視/電台天線接駁點 TV/FM Connection Point	1	1	/	/	/	/	/	/	/
		數據接駁點 Data Connection Point	1	1	/	/	/	/	/	/	/
		菲士供照明 Fuse Spur Unit For Lighting	3	3	/	/	/	/	/	/	/

備註：
1. 上表內之「/」代表「不適用」。

Notes:
1. The symbol "/" as shown in the above table denotes "Not applicable".

住宅單位機電裝置數量説明表 Schedule of Mechanical & Electrical Provisions for Residential Property
第1A座 Tower 1A (22樓至天台 22/F to R/F)

位置 Location	外露型 Exposed Type	非外露型 Non-exposed Type	單位 Flat								
			A	B	C	D	E	F	G	H	J
浴室 Bathroom	燈位 Lighting Point		3	3	4	3	3	3	3	3	3
		單位電插座 Single Socket Outlet	1	1	2	2	2	2	2	2	2
		菲士換氣暖風機電接駁點 Fused Power Connection Point for Thermo Ventilator	1	1	1	1	1	1	1	1	1
		電視/電台天線接駁點 TV/FM Connection Point	1	1	1	1	1	1	1	1	1
		數據接駁點 Data Connection Point	1	1	1	1	1	1	1	1	1
		菲士供照明 Fuse Spur Unit For Lighting	2	2	2	2	2	2	2	2	2
露台 Balcony	露台燈 Balcony Light		1	1	1	1	1	1	1	1	1
		煤氣錶 Gas Meter	/	/	1	1	1	1	1	1	1
		菲士供熱水爐 Fuse Spur Unit For Water Heater	/	/	1	1	1	1	1	1	1
工作平台 Utility Platform	燈位 Lighting Point		1	1	/	/	/	/	/	/	/
冷氣機平台 Air-Conditioner Platform	室外空調機接駁點 Connection Point for Air-Conditioner Outdoor Unit		2	2	2	1	2	1	1	1	1
天台 Roof		單位電插座 Single Socket Outlet	2	2	1	1	/	/	/	/	/
		燈位 Lighting Point	5	5	2	2	/	/	/	/	/
		燈掣 Lighting Switch	/	/	1	1	/	/	/	/	/
		設備開關制 Equipment Switch	1	1	/	/	/	/	/	/	/
樓梯 Staircase	燈位 Lighting Point		3	3	/	/	/	/	/	/	/
	燈掣 Lighting Switch		3	3	/	/	/	/	/	/	/

備註：
1. 上表內之「/」代表「不適用」。

Notes:
1. The symbol "/" as shown in the above table denotes "Not applicable".

住宅單位機電裝置數量説明表 Schedule of Mechanical & Electrical Provisions for Residential Property
第2座 Tower 2 (2樓至3樓、5樓至12樓、15樓至21樓 2/F to 3/F, 5/F to 12/F, 15/F to 21/F)

位置 Location	外露型 Exposed Type	非外露型 Non-exposed Type	單位 Flat										
			A	B	C	D	E	F	G	H	J	K	L
大門入口 Main Entrance	門鈴按鈕 Door Bell Push Button		1	1	1	1	1	1	1	1	1	1	1
客廳/飯廳 Living Room / Dining Room	單位電插座 Single Socket Outlet		2	2	2	/	/	/	/	/	/	/	/
	雙位電插座 Twin Socket Outlet		1	1	1	1	1	2	/	/	/	/	1
	電話接駁點 Telephone Connection Point		1	1	1	1	1	1	/	/	/	/	1
	電視 / 電台天線接駁點 TV/ FM Connection Point		1	1	1	1	1	1	/	/	/	/	1
	數據接駁點 Data Connection Point		1	1	1	1	1	1	/	/	/	/	1
	燈位 Lighting Point		15	15	15	7	7	6	/	/	/	/	7
	燈掣 Lighting Switch		6	6	6	3	3	3	/	/	/	/	3
	設備開關供煤氣熱水器 Equipment Switch For Gas Water Heater		1	1	1	1	1	/	/	/	/	/	1
	設備開關 供廚房抽氣扇 Equipment Switch For Kitchen Exhaust Fan		1	1	1	/	/	/	/	/	/	/	/
	室內空調機接駁點 Connection Point for Air-Conditioner Indoor Unit		2	2	2	1	1	1	/	/	/	/	1
	門鈴 Door Bell		1	1	1	1	1	1	/	/	/	/	1
	門口對講機 Door Phone		1	1	1	1	1	1	/	/	/	/	1
		總電掣箱 (單相) Miniature Circuit Breakers Board (Single phase)	/	/	/	/	/	1	/	/	/	/	/
		單位電插座供廚房家用電器 Single Socket Outlet for Kitchen Appliances	/	/	/	/	/	1	/	/	/	/	/
		開關制供廚房家用電器 Equipment Switch for Kitchen Appliances	/	/	/	/	/	1	/	/	/	/	/
	控制開關供電窗簾 Control Switch For Electrical Curtain		1	1	1	1	1	1	/	/	/	/	1
	設備開關供浴室換氣暖風機 Equipment Switch For Bathroom Thermo Ventilator		1	1	1	1	1	/	/	/	/	/	1
		菲士供照明 Fuse Spur Unit For Lighting	2	2	2	2	2	3	/	/	/	/	2
		菲士供電窗簾 Fuse Spur Unit For Electrical Curtain	4	4	4	2	2	2	/	/	/	/	2
	單位電插座 (連USB 接口) Single Socket Outlet (With USB Outlet)		1	1	1	1	1	1	/	/	/	/	1
		菲士供家居設備 Fuse Spur Unit For Home Equipment	/	/	/	/	/	1	/	/	/	/	/
	雙位數據插座供電窗簾 Twin Data Outlet For Electrical Curtain		2	2	2	1	1	1	/	/	/	/	1

備註：
1. 上表內之「/」代表「不適用」。

Notes:
1. The symbol "/" as shown in the above table denotes "Not applicable".

住宅單位機電裝置數量説明表 Schedule of Mechanical & Electrical Provisions for Residential Property
第2座 Tower 2 (2樓至3樓、5樓至12樓、15樓至21樓 2/F to 3/F, 5/F to 12/F, 15/F to 21/F)

位置 Location	外露型 Exposed Type	非外露型 Non-exposed Type	單位 Flat										
			A	B	C	D	E	F	G	H	J	K	L
客廳/飯廳/睡房 Living Room/Dining Room/ Bedroom	單位電插座 Single Socket Outlet		/	/	/	/	/	/	1	1	1	1	/
	雙位電插座 Twin Socket Outlet		/	/	/	/	/	/	2	2	2	2	/
	電話接駁點 Telephone Connection Point		/	/	/	/	/	/	1	1	1	1	/
	電視天線接駁點 TV Connection Point		/	/	/	/	/	/	1	1	1	1	/
	數據接駁點 Data Connection Point		/	/	/	/	/	/	1	1	1	1	/
	燈位 Lighting Point		/	/	/	/	/	/	7	7	7	7	/
	燈掣 Lighting Switch		/	/	/	/	/	/	4	4	4	4	/
	設備開關供煤氣熱水器 Equipment Switch For Gas Water Heater		/	/	/	/	/	/	1	1	1	1	/
	室內空調機接駁點 Connection Point for Air-Conditioner Indoor Unit		/	/	/	/	/	/	1	1	1	1	/
	門鈴 Door Bell		/	/	/	/	/	/	1	1	1	1	/
	門口對講機 Door Phone		/	/	/	/	/	/	1	1	1	1	/
		總電掣箱 (單相) Miniature Circuit Breakers Board (Single phase)	/	/	/	/	/	/	1	1	1	1	/
		單位電插座供廚房家用電器 Single Socket Outlet for Kitchen Appliances	/	/	/	/	/	/	1	1	1	1	/
		開關制供廚房家用電器 Equipment Switch for Kitchen Appliances	/	/	/	/	/	/	1	1	1	1	/
	設備開關供浴室換氣暖風機 Equipment Switch For Bathroom Thermo Ventilator		/	/	/	/	/	/	1	1	1	1	/
	控制開關供電窗簾 Control Switch For Electrical Curtain		/	/	/	/	/	/	1	1	1	1	/
	單位電插座(連USB接口) Single Socket Outlet (With USB Port)		/	/	/	/	/	/	1	1	1	1	/
		菲士供照明 Fuse Spur Unit For Lighting	/	/	/	/	/	/	2	2	2	2	/
		菲士供電窗簾 Fuse Spur Unit For Electrical Curtain	/	/	/	/	/	/	2	2	2	2	/
		菲士供家居設備 Fuse Spur Unit For Home Equipment	/	/	/	/	/	/	1	1	1	1	/
	雙位數據插座供電窗簾 Twin Data Outlet For Electrical Curtain		/	/	/	/	/	/	1	1	1	1	/

備註：
1. 上表內之「/」代表「不適用」。

Notes:
1. The symbol "/" as shown in the above table denotes "Not applicable".

住宅單位機電裝置數量説明表 Schedule of Mechanical & Electrical Provisions for Residential Property
第2座 Tower 2 (2樓至3樓、5樓至12樓、15樓至21樓 2/F to 3/F, 5/F to 12/F, 15/F to 21/F)

位置 Location	外露型 Exposed Type	非外露型 Non-exposed Type	單位 Flat										
			A	B	C	D	E	F	G	H	J	K	L
主人睡房 Master Bedroom	單位電插座 Single Socket Outlet		1	1	1	/	/	/	/	/	/	/	/
	雙位電插座 Twin Socket Outlet		1	1	1	1	1	1	/	/	/	/	1
	電話接駁點 Telephone Connection Point		1	1	1	/	/	/	/	/	/	/	/
	電視 / 電台天線接駁點 TV Connection Point		1	1	1	1	1	1	/	/	/	/	1
	設備開關供主人浴室換氣暖風機 Equipment Switch For Master Bathroom Thermo Ventilator		1	1	1	/	/	1	/	/	/	/	/
	燈位 Lighting Point		5	5	5	1	1	2	/	/	/	/	1
	燈掣 Lighting Switch		3	3	3	2	2	3	/	/	/	/	2
	室內空調機接駁點 Connection Point for Air-Conditioner Indoor Unit		1	1	1	1	1	1	/	/	/	/	1
		菲士供照明 Fuse Spur Unit For Lighting	3	3	3	/	/	/	/	/	/	/	/
	設備開關供煤氣熱水器 Equipment Switch For Gas Water Heater		/	/	/	/	/	1	/	/	/	/	/
	單位電插座(連USB接口) Single Socket Outlet (with USB port)		1	1	1	1	1	1	/	/	/	/	1
睡房 1 Bedroom 1	單位電插座 Single Socket Outlet		1	1	1	/	/	/	/	/	/	/	/
	雙位電插座 Twin Socket Outlet		1	1	1	/	/	/	/	/	/	/	/
	電視 / 電台天線接駁點 TV/ FM Connection Point		1	1	1	/	/	/	/	/	/	/	/
	燈位 Lighting Point		1	1	1	/	/	/	/	/	/	/	/
	燈掣 Lighting Switch		1	1	1	/	/	/	/	/	/	/	/
	室內空調機接駁點 Connection Point for Air-Conditioner Indoor Unit		1	1	1	/	/	/	/	/	/	/	/

備註：
1. 上表內之「/」代表「不適用」。

Notes:
1. The symbol "/" as shown in the above table denotes "Not applicable".

住宅單位機電裝置數量説明表 Schedule of Mechanical & Electrical Provisions for Residential Property
第2座 Tower 2 (2樓至3樓、5樓至12樓、15樓至21樓 2/F to 3/F, 5/F to 12/F, 15/F to 21/F)

位置 Location	外露型 Exposed Type	非外露型 Non-exposed Type	單位 Flat										
			A	B	C	D	E	F	G	H	J	K	L
睡房 2 Bedroom 2	單位電插座 Single Socket Outlet		1	1	1	/	/	/	/	/	/	/	/
	雙位電插座 Twin Socket Outlet		1	1	1	/	/	/	/	/	/	/	/
	電視 / 電台天線接駁點 TV/ FM Connection Point		1	1	1	/	/	/	/	/	/	/	/
	燈位 Lighting Point		1	1	1	/	/	/	/	/	/	/	/
	燈掣 Lighting Switch		1	1	1	/	/	/	/	/	/	/	/
	室內空調機接駁點 Connection Point for Air-Conditioner Indoor Unit		1	1	1	/	/	/	/	/	/	/	/
儲物房 Store	單位電插座 Single Socket Outlet		1	1	1	/	/	/	/	/	/	/	/
	燈位 Lighting Point		1	1	1	/	/	/	/	/	/	/	/
	燈掣 Lighting Switch		1	1	1	/	/	/	/	/	/	/	/
	室內空調機接駁點 Connection Point for Air-Conditioner Indoor Unit		1	1	1	/	/	/	/	/	/	/	/
		總電掣箱 (三相) Miniature Circuit Breakers Board (Three phase)	1	1	1	/	/	/	/	/	/	/	/
		菲士供家居設備 Fuse Spur Unit For Home Equipment	1	1	1	/	/	/	/	/	/	/	/
開放式廚房 Open Kitchen	雙位電插座 Twin Socket Outlet		/	/	/	1	1	/	/	/	/	/	1
	燈位 Lighting Point		/	/	/	1	1	/	1	1	1	1	1
		單位電插座供廚房家用電器 Single Socket Outlet for Kitchen Appliances	/	/	/	4	4	3	3	3	3	3	4
		開關制供廚房家用電器 Equipment Switch for Kitchen Appliances	/	/	/	1	1	/	/	/	/	/	1
		洗衣機接駁點(來水位直徑為22毫米) Washing Machine Connection Point (Water Inlet of a design of 22mm in diameter)	/	/	/	1	1	1	1	1	1	1	1
		洗衣機接駁點(排水位直徑為40毫米) Washing Machine Connection Point (Water Outlet of a design of 40mm in diameter)	/	/	/	1	1	1	1	1	1	1	1
		總電掣箱 (單相) Miniature Circuit Breakers Board (Single phase)	/	/	/	1	1	/	/	/	/	/	1
		菲士供照明 Fuse Spur Unit For Lighting	/	/	/	1	1	1	1	1	1	1	1
		菲士供家居設備 Fuse Spur Unit For Home Equipment	/	/	/	1	1	/	/	/	/	/	1

備註：
1. 上表內之「/」代表「不適用」。

Notes:
1. The symbol "/" as shown in the above table denotes "Not applicable".

住宅單位機電裝置數量説明表 Schedule of Mechanical & Electrical Provisions for Residential Property
第2座 Tower 2 (2樓至3樓、5樓至12樓、15樓至21樓 2/F to 3/F, 5/F to 12/F, 15/F to 21/F)

位置 Location	外露型 Exposed Type	非外露型 Non-exposed Type	單位 Flat										
			A	B	C	D	E	F	G	H	J	K	L
廚房 Kitchen	雙位電插座 Twin Socket Outlet		2	2	2	/	/	/	/	/	/	/	/
	燈位 Lighting Point		3	3	3	/	/	/	/	/	/	/	/
		煤氣錶 Gas Meter	1	1	1	/	/	/	/	/	/	/	/
		菲士抽氣扇電接駁點 Fused Power Connection Point for Exhaust Fan	1	1	1	/	/	/	/	/	/	/	/
		單位電插座供廚房家用電器 Single Socket Outlet for Kitchen Appliances	6	6	6	/	/	/	/	/	/	/	/
		洗衣機接駁點(來水位直徑為22毫米) Washing Machine Connection Point (Water Inlet of a design of 22mm in diameter)	1	1	1	/	/	/	/	/	/	/	/
		洗衣機接駁點(排水位直徑為40毫米) Washing Machine Connection Point (Water Outlet of a design of 40mm in diameter)	1	1	1	/	/	/	/	/	/	/	/
		煤氣熱水爐電接駁點 Power Connection Point for Gas Water Heater	1	1	1	/	/	/	/	/	/	/	/
		設備開關制供廚房設備 Equipment Switch For Kitchen Appliances	1	1	1	/	/	/	/	/	/	/	/
		菲士供照明 Fuse Spur Unit For Lighting	1	1	1	/	/	/	/	/	/	/	/
主人浴室 Master Bathroom	燈位 Lighting Point		4	4	4	/	/	/	/	/	/	/	/
		單位電插座 Single Socket Outlet	2	2	2	/	/	/	/	/	/	/	/
		菲士換氣暖風機電接駁點 Fused Power Connection Point for Thermo Ventilator	1	1	1	/	/	/	/	/	/	/	/
		電視/電台天線接駁點 TV/FM Connection Point	1	1	1	/	/	/	/	/	/	/	/
		數據接駁點 Data Connection Point	1	1	1	/	/	/	/	/	/	/	/
		菲士供照明 Fuse Spur Unit For Lighting	3	3	3	/	/	/	/	/	/	/	/

備註：
1. 上表內之「/」代表「不適用」。

Notes:
1. The symbol "/" as shown in the above table denotes "Not applicable".

住宅單位機電裝置數量説明表 Schedule of Mechanical & Electrical Provisions for Residential Property
第2座 Tower 2 (2樓至3樓、5樓至12樓、15樓至21樓 2/F to 3/F, 5/F to 12/F, 15/F to 21/F)

位置 Location	外露型 Exposed Type	非外露型 Non-exposed Type	單位 Flat										
			A	B	C	D	E	F	G	H	J	K	L
浴室 Bathroom	燈位 Lighting Point		3	3	3	3	3	3	3	3	3	3	3
		單位電插座 Single Socket Outlet	2	2	2	2	2	2	2	2	2	2	2
		菲士換氣暖風機電接駁點 Fused Power Connection Point for Thermo Ventilator	1	1	1	1	1	1	1	1	1	1	1
		電視/電台天線接駁點 TV/FM Connection Point	1	1	1	1	1	1	1	1	1	1	1
		數據接駁點 Data Connection Point	1	1	1	1	1	1	1	1	1	1	1
		菲士供照明 Fuse Spur Unit For Lighting	2	2	2	2	2	2	2	2	2	2	2
露台 Balcony	露台燈 Balcony Light		1	1	1	1	1	1	1	1	1	1	1
		煤氣錶 Gas Meter	/	/	/	1	1	1	1	1	1	1	1
		菲士供煤氣熱水爐 Fuse Spur Unit for Gas Water Heater	/	/	/	1	1	1	1	1	1	1	1
工作平台 Utility Platform	燈位 Lighting Point		1	1	1	/	/	/	/	/	/	/	/
冷氣機平台 Air-Conditioner Platform	室外空調機接駁點 Connection Point for Air-Conditioner Outdoor Unit		2	2	2	1	1	1	1	1	1	1	1

備註：
1. 上表內之「/」代表「不適用」。

Notes:
1. The symbol "/" as shown in the above table denotes "Not applicable".

住宅單位機電裝置數量説明表 Schedule of Mechanical & Electrical Provisions for Residential Property
第2座 Tower 2 (22樓至天台 22/F to R/F)

位置 Location	外露型 Exposed Type	非外露型 Non-exposed Type	單位 Flat										
			A	B	C	D	E	F	G	H	J	K	L
大門入口 Main Entrance	門鈴按鈕 Door Bell Push Button		1	1	1	1	1	1	1	1	1	1	1
客廳/飯廳 Living Room / Dining Room	單位電插座 Single Socket Outlet		2	2	2	/	/	/	/	/	/	/	/
	雙位電插座 Twin Socket Outlet		1	1	1	1	1	2	/	/	/	/	1
	電話接駁點 Telephone Connection Point		1	1	1	1	1	1	/	/	/	/	1
	電視 / 電台天線接駁點 TV/ FM Connection Point		1	1	1	1	1	1	/	/	/	/	1
	數據接駁點 Data Connection Point		1	1	1	1	1	1	/	/	/	/	1
	燈位 Lighting Point		15	15	15	7	7	6	/	/	/	/	7
	燈掣 Lighting Switch		6	6	6	3	3	3	/	/	/	/	3
	設備開關供煤氣熱水器 Equipment Switch For Gas Water Heater		1	1	1	1	1	/	/	/	/	/	1
	設備開關供廚房抽氣扇 Equipment Switch For Kitchen Exhaust Fan		1	1	1	/	/	/	/	/	/	/	/
	室內空調機接駁點 Connection Point for Air-Conditioner Indoor Unit		2	2	2	1	1	1	/	/	/	/	1
	門鈴 Door Bell		1	1	1	1	1	1	/	/	/	/	1
	門口對講機 Door Phone		1	1	1	1	1	1	/	/	/	/	1
		總電掣箱 (單相) Miniature Circuit Breakers Board (Single phase)	/	/	/	/	/	1	/	/	/	/	/
		單位電插座供廚房家用電器 Single Socket Outlet for Kitchen Appliances	/	/	/	/	/	1	/	/	/	/	/
		開關制供廚房家用電器 Equipment Switch for Kitchen Appliances	/	/	/	/	/	1	/	/	/	/	/
		菲士供家居設備 Fuse Spur Unit For Home Equipment	/	/	/	/	/	1	/	/	/	/	/
	控制開關供電窗簾 Control Switch For Electrical Curtain		1	1	1	1	1	1	/	/	/	/	1
	設備開關供浴室換氣暖風機 Equipment Switch For Bathroom Thermo Ventilator		1	1	1	1	1	/	/	/	/	/	1
		菲士供照明 Fuse Spur Unit For Lighting	2	2	2	2	2	3	/	/	/	/	2
		菲士供電窗簾 Fuse Spur Unit For Electrical Curtain	4	4	4	2	2	2	/	/	/	/	2
	單位電插座 (連USB 接口) Single Socket Outlet (With USB Outlet)		1	1	1	1	1	1	/	/	/	/	1
	雙位數據插座供電窗簾 Twin Data Outlet For Electrical Curtain		2	2	2	1	1	1	/	/	/	/	1

備註：
1. 上表內之「/」代表「不適用」。

Notes:
1. The symbol "/" as shown in the above table denotes "Not applicable".

住宅單位機電裝置數量説明表 Schedule of Mechanical & Electrical Provisions for Residential Property
第2座 Tower 2 (22樓至天台 22/F to R/F)

位置 Location	外露型 Exposed Type	非外露型 Non-exposed Type	單位 Flat										
			A	B	C	D	E	F	G	H	J	K	L
客廳/飯廳/睡房 Living Room/Dining Room/ Bedroom	單位電插座 Single Socket Outlet		/	/	/	/	/	/	1	1	1	1	/
	雙位電插座 Twin Socket Outlet		/	/	/	/	/	/	2	2	2	2	/
	電話接駁點 Telephone Connection Point		/	/	/	/	/	/	1	1	1	1	/
	電視天線接駁點 TV Connection Point		/	/	/	/	/	/	1	1	1	1	/
	數據接駁點 Data Connection Point		/	/	/	/	/	/	1	1	1	1	/
	燈位 Lighting Point		/	/	/	/	/	/	7	7	7	7	/
	燈掣 Lighting Switch		/	/	/	/	/	/	4	4	4	4	/
	設備開關供煤氣熱水器 Equipment Switch For Gas Water Heater		/	/	/	/	/	/	1	1	1	1	/
	室內空調機接駁點 Connection Point for Air-Conditioner Indoor Unit		/	/	/	/	/	/	1	1	1	1	/
	門鈴 Door Bell		/	/	/	/	/	/	1	1	1	1	/
	門口對講機 Door Phone		/	/	/	/	/	/	1	1	1	1	/
		總電掣箱 (單相) Miniature Circuit Breakers Board (Single phase)	/	/	/	/	/	/	1	1	1	1	/
		單位電插座供廚房家用電器 Single Socket Outlet for Kitchen Appliances	/	/	/	/	/	/	1	1	1	1	/
		開關制供廚房家用電器 Equipment Switch for Kitchen Appliances	/	/	/	/	/	/	1	1	1	1	/
	設備開關供浴室換氣暖風機 Equipment Switch For Bathroom Thermo Ventilator		/	/	/	/	/	/	1	1	1	1	/
	控制開關供電窗簾 Control Switch For Electrical Curtain		/	/	/	/	/	/	1	1	1	1	/
	單位電插座(連USB接口) Single Socket Outlet (With USB Port)		/	/	/	/	/	/	1	1	1	1	/
		菲士供照明 Fuse Spur Unit For Lighting	/	/	/	/	/	/	2	2	2	2	/
		菲士供電窗簾 Fuse Spur Unit For Electrical Curtain	/	/	/	/	/	/	2	2	2	2	/
		菲士供家居設備 Fuse Spur Unit For Home Equipment	/	/	/	/	/	/	1	1	1	1	/
	雙位數據插座供電窗簾 Twin Data Outlet For Electrical Curtain		/	/	/	/	/	/	1	1	1	1	/

備註：
1. 上表內之「/」代表「不適用」。

Notes:
1. The symbol "/" as shown in the above table denotes "Not applicable".

住宅單位機電裝置數量説明表 Schedule of Mechanical & Electrical Provisions for Residential Property
第2座 Tower 2 (22樓至天台 22/F to R/F)

位置 Location	外露型 Exposed Type	非外露型 Non-exposed Type	單位 Flat										
			A	B	C	D	E	F	G	H	J	K	L
主人睡房 Master Bedroom	單位電插座 Single Socket Outlet		1	1	1	/	/	/	/	/	/	/	/
	雙位電插座 Twin Socket Outlet		1	1	1	1	1	1	/	/	/	/	1
	電話接駁點 Telephone Connection Point		1	1	1	/	/	/	/	/	/	/	/
	電視 / 電台天線接駁點 TV Connection Point		1	1	1	1	1	1	/	/	/	/	1
	設備開關供主人浴室換氣暖風機 Equipment Switch For Master Bathroom Thermo Ventilator		1	1	1	/	/	1	/	/	/	/	/
	燈位 Lighting Point		5	5	5	1	1	2	/	/	/	/	1
	燈掣 Lighting Switch		3	3	3	2	2	3	/	/	/	/	2
	室內空調機接駁點 Connection Point for Air-Conditioner Indoor Unit		1	1	1	1	1	1	/	/	/	/	1
		菲士供照明 Fuse Spur Unit For Lighting	3	3	3	/	/	/	/	/	/	/	/
	設備開關供煤氣熱水器 Equipment Switch For Gas Water Heater		/	/	/	/	/	1	/	/	/	/	/
	單位電插座(連USB接口) Single Socket Outlet (with USB port)		1	1	1	1	1	1	/	/	/	/	1
睡房 1 Bedroom 1	單位電插座 Single Socket Outlet		1	1	1	/	/	/	/	/	/	/	/
	雙位電插座 Twin Socket Outlet		1	1	1	/	/	/	/	/	/	/	/
	電視 / 電台天線接駁點 TV/ FM Connection Point		1	1	1	/	/	/	/	/	/	/	/
	燈位 Lighting Point		1	1	1	/	/	/	/	/	/	/	/
	燈掣 Lighting Switch		1	1	1	/	/	/	/	/	/	/	/
	室內空調機接駁點 Connection Point for Air-Conditioner Indoor Unit		1	1	1	/	/	/	/	/	/	/	/

備註：
1. 上表內之「/」代表「不適用」。

Notes:
1. The symbol "/" as shown in the above table denotes "Not applicable".

住宅單位機電裝置數量説明表 Schedule of Mechanical & Electrical Provisions for Residential Property
第2座 Tower 2 (22樓至天台 22/F to R/F)

位置 Location	外露型 Exposed Type	非外露型 Non-exposed Type	單位 Flat										
			A	B	C	D	E	F	G	H	J	K	L
睡房 2 Bedroom 2	單位電插座 Single Socket Outlet		1	1	1	/	/	/	/	/	/	/	/
	雙位電插座 Twin Socket Outlet		1	1	1	/	/	/	/	/	/	/	/
	電視 / 電台天線接駁點 TV/ FM Connection Point		1	1	1	/	/	/	/	/	/	/	/
	燈位 Lighting Point		1	1	1	/	/	/	/	/	/	/	/
	燈掣 Lighting Switch		1	1	1	/	/	/	/	/	/	/	/
	室內空調機接駁點 Connection Point for Air-Conditioner Indoor Unit		1	1	1	/	/	/	/	/	/	/	/
儲物房 Store	單位電插座 Single Socket Outlet		1	1	1	/	/	/	/	/	/	/	/
	燈位 Lighting Point		1	1	1	/	/	/	/	/	/	/	/
	燈掣 Lighting Switch		1	1	1	/	/	/	/	/	/	/	/
	室內空調機接駁點 Connection Point for Air-Conditioner Indoor Unit		1	1	1	/	/	/	/	/	/	/	/
		總電掣箱 (三相) Miniature Circuit Breakers Board (Three phase)	1	1	1	/	/	/	/	/	/	/	/
		菲士供家居設備 Fuse Spur Unit For Home Equipment	1	1	1	/	/	/	/	/	/	/	/
開放式廚房 Open Kitchen	雙位電插座 Twin Socket Outlet		/	/	/	1	1	/	/	/	/	/	1
	燈位 Lighting Point		/	/	/	1	1	/	1	1	1	1	1
		單位電插座供廚房家用電器 Single Socket Outlet for Kitchen Appliances	/	/	/	4	4	3	3	3	3	3	4
		開關制供廚房家用電器 Equipment Switch for Kitchen Appliances	/	/	/	1	1	/	/	/	/	/	1
		洗衣機接駁點(來水位直徑為22毫米) Washing Machine Connection Point (Water Inlet of a design of 22mm in diameter)	/	/	/	1	1	1	1	1	1	1	1
		洗衣機接駁點(排水位直徑為40毫米) Washing Machine Connection Point (Water Outlet of a design of 40mm in diameter)	/	/	/	1	1	1	1	1	1	1	1
		總電掣箱 (單相) Miniature Circuit Breakers Board (Single phase)	/	/	/	1	1	/	/	/	/	/	1
		菲士供照明 Fuse Spur Unit For Lighting	/	/	/	1	1	1	1	1	1	1	1
		菲士供家居設備 Fuse Spur Unit For Home Equipment	/	/	/	1	1	/	/	/	/	/	1

備註：
1. 上表內之「/」代表「不適用」。

Notes:
1. The symbol "/" as shown in the above table denotes "Not applicable".

住宅單位機電裝置數量説明表 Schedule of Mechanical & Electrical Provisions for Residential Property
第2座 Tower 2 (22樓至天台 22/F to R/F)

位置 Location	外露型 Exposed Type	非外露型 Non-exposed Type	單位 Flat										
			A	B	C	D	E	F	G	H	J	K	L
廚房 Kitchen	雙位電插座 Twin Socket Outlet		2	2	2	/	/	/	/	/	/	/	/
	燈位 Lighting Point		3	3	3	/	/	/	/	/	/	/	/
		煤氣錶 Gas Meter	1	1	1	/	/	/	/	/	/	/	/
		菲士抽氣扇電接駁點 Fused Power Connection Point for Exhaust Fan	1	1	1	/	/	/	/	/	/	/	/
		單位電插座供廚房家用電器 Single Socket Outlet for Kitchen Appliances	6	6	6	/	/	/	/	/	/	/	/
		洗衣機接駁點(來水位直徑為22毫米) Washing Machine Connection Point (Water Inlet of a design of 22mm in diameter)	1	1	1	/	/	/	/	/	/	/	/
		洗衣機接駁點(排水位直徑為40毫米) Washing Machine Connection Point (Water Outlet of a design of 40mm in diameter)	1	1	1	/	/	/	/	/	/	/	/
		煤氣熱水爐電接駁點 Power Connection Point for Gas Water Heater	1	1	1	/	/	/	/	/	/	/	/
		設備開關制供廚房設備 Equipment Switch For Kitchen Appliances	1	1	1	/	/	/	/	/	/	/	/
		菲士供照明 Fuse Spur Unit For Lighting	1	1	1	/	/	/	/	/	/	/	/
主人浴室 Master Bathroom	燈位 Lighting Point		4	4	4	/	/	/	/	/	/	/	/
		單位電插座 Single Socket Outlet	2	2	2	/	/	/	/	/	/	/	/
		菲士換氣暖風機電接駁點 Fused Power Connection Point for Thermo Ventilator	1	1	1	/	/	/	/	/	/	/	/
		電視/電台天線接駁點 TV/FM Connection Point	1	1	1	/	/	/	/	/	/	/	/
		數據接駁點 Data Connection Point	1	1	1	/	/	/	/	/	/	/	/
		菲士供照明 Fuse Spur Unit For Lighting	3	3	3	/	/	/	/	/	/	/	/

備註：
1. 上表內之「/」代表「不適用」。

Notes:
1. The symbol "/" as shown in the above table denotes "Not applicable".

住宅單位機電裝置數量説明表 Schedule of Mechanical & Electrical Provisions for Residential Property
第2座 Tower 2 (22樓至天台 22/F to R/F)

位置 Location	外露型 Exposed Type	非外露型 Non-exposed Type	單位 Flat										
			A	B	C	D	E	F	G	H	J	K	L
浴室 Bathroom	燈位 Lighting Point		2	2	2	3	3	3	3	3	3	3	3
		單位電插座 Single Socket Outlet	2	2	2	2	2	2	2	2	2	2	2
		菲士換氣暖風機電接駁點 Fused Power Connection Point for Thermo Ventilator	1	1	1	1	1	1	1	1	1	1	1
		電視/電台天線接駁點 TV/FM Connection Point	1	1	1	1	1	1	1	1	1	1	1
		數據接駁點 Data Connection Point	1	1	1	1	1	1	1	1	1	1	1
		菲士供照明 Fuse Spur Unit For Lighting	2	2	2	2	2	2	2	2	2	2	2
露台 Balcony	露台燈 Balcony Light		1	1	1	1	1	1	1	1	1	1	1
		煤氣錶 Gas Meter	/	/	/	1	1	1	1	1	1	1	1
		菲士供煤氣熱水爐 Fuse Spur Unit for Gas Water Heater	/	/	/	1	1	1	1	1	1	1	1
工作平台 Utility Platform	燈位 Lighting Point		1	1	1	/	/	/	/	/	/	/	/
冷氣機平台 Air-Conditioner Platform	室外空調機接駁點 Connection Point for Air-Conditioner Outdoor Unit		2	2	2	1	1	1	1	1	1	1	1
天台 Roof	燈位 Lighting Point		5	5	5	4	/	/	/	/	/	/	/
	燈掣 Lighting Switch		/	/	/	1	/	/	/	/	/	/	/
		單位電插座 Single Socket Outlet	2	2	2	1	/	/	/	/	/	/	/
		設備開關制 Equipment Switch	1	1	1	/	/	/	/	/	/	/	/
樓梯 Staircase	燈位 Lighting Point		3	3	3	/	/	/	/	/	/	/	1
	燈掣 Lighting Switch		3	3	3	/	/	/	/	/	/	/	/

備註：
1. 上表內之「/」代表「不適用」。

Notes:
1. The symbol "/" as shown in the above table denotes "Not applicable".

住宅單位機電裝置數量説明表 Schedule of Mechanical & Electrical Provisions for Residential Property
第2A座 Tower 2A (2樓至3樓、5樓至12樓、15樓至21樓 2/F to 3/F, 5/F to 12/F, 15/F to 21/F)

位置 Location	外露型 Exposed Type	非外露型 Non-exposed Type	單位 Flat								
			A	B	C	D	E	F	G	H	J
大門入口 Main Entrance	門鈴按鈕 Door Bell Push Button		1	1	1	1	1	1	1	1	1
客廳/飯廳 Living Room / Dining Room	單位電插座 Single Socket Outlet		2	/	/	1	/	/	/	/	/
	雙位電插座 Twin Socket Outlet		1	2	2	1	/	/	1	/	1
	電話接駁點 Telephone Connection Point		1	1	1	1	/	/	1	/	1
	電視 / 電台天線接駁點 TV/ FM Connection Point		1	1	1	1	/	/	1	/	1
	數據接駁點 Data Connection Point		1	1	1	1	/	/	1	/	1
	燈位 Lighting Point		15	6	8	8	/	/	7	/	7
	燈掣 Lighting Switch		6	3	4	5	/	/	3	/	3
	設備開關供煤氣熱水器 Equipment Switch For Gas Water Heater		1	/	1	1	/	/	1	/	1
	設備開關供廚房抽氣扇 Equipment Switch For Kitchen Exhaust Fan		1	/	/	/	/	/	/	/	/
	室內空調機接駁點 Connection Point for Air-Conditioner Indoor Unit		2	1	1	2	/	/	1	/	1
	門鈴 Door Bell		1	1	1	1	/	/	1	/	1
	門口對講機 Door Phone		1	1	1	1	/	/	1	/	1
		總電掣箱 (單相) Miniature Circuit Breakers Board (Single phase)	/	1	/	1	/	/	/	/	/
		單位電插座供廚房家用電器 Single Socket Outlet for Kitchen Appliances	/	1	/	1	/	/	/	/	/
		開關制供廚房家用電器 Equipment Switch for Kitchen Appliances	/	1	/	1	/	/	/	/	/
	控制開關供電窗簾 Control Switch For Electrical Curtain		1	1	1	1	/	/	1	/	1
	設備開關供浴室換氣暖風機 Equipment Switch For Bathroom Thermo Ventilator		1	/	1	1	/	/	1	/	1
		菲士供照明 Fuse Spur Unit For Lighting	2	3	2	1	/	/	2	/	2
		菲士供電窗簾 Fuse Spur Unit For Electrical Curtain	4	2	2	4	/	/	2	/	2
	單位電插座 (連USB 接口) Single Socket Outlet (With USB Outlet)		1	1	1	1	/	/	1	/	1
		菲士供家居設備 Fuse Spur Unit For Home Equipment	/	1	/	1	/	/	/	/	/
	雙位數據插座供電窗簾 Twin Data Outlet For Electrical Curtain		2	1	1	2	/	/	1	/	1

備註：
1. 上表內之「/」代表「不適用」。

Notes:
1. The symbol "/" as shown in the above table denotes "Not applicable".

住宅單位機電裝置數量説明表 Schedule of Mechanical & Electrical Provisions for Residential Property
第2A座 Tower 2A (2樓至3樓、5樓至12樓、15樓至21樓 2/F to 3/F, 5/F to 12/F, 15/F to 21/F)

位置 Location	外露型 Exposed Type	非外露型 Non-exposed Type	單位 Flat								
			A	B	C	D	E	F	G	H	J
客廳/飯廳/睡房 Living Room/Dining Room/ Bedroom	單位電插座 Single Socket Outlet		/	/	/	/	1	1	/	1	/
	雙位電插座 Twin Socket Outlet		/	/	/	/	2	2	/	2	/
	電話接駁點 Telephone Connection Point		/	/	/	/	1	1	/	1	/
	電視天線接駁點 TV Connection Point		/	/	/	/	1	1	/	1	/
	數據接駁點 Data Connection Point		/	/	/	/	1	1	/	1	/
	燈位 Lighting Point		/	/	/	/	7	7	/	7	/
	燈掣 Lighting Switch		/	/	/	/	4	4	/	4	/
	設備開關供煤氣熱水器 Equipment Switch For Gas Water Heater		/	/	/	/	1	1	/	1	/
	室內空調機接駁點 Connection Point for Air-Conditioner Indoor Unit		/	/	/	/	1	1	/	1	/
	門鈴 Door Bell		/	/	/	/	1	1	/	1	/
	門口對講機 Door Phone		/	/	/	/	1	1	/	1	/
		總電掣箱 (單相) Miniature Circuit Breakers Board (Single phase)	/	/	/	/	1	1	/	1	/
		單位電插座供廚房家用電器 Single Socket Outlet for Kitchen Appliances	/	/	/	/	1	1	/	1	/
		開關制供廚房家用電器 Equipment Switch for Kitchen Appliances	/	/	/	/	1	1	/	1	/
	設備開關供浴室換氣暖風機 Equipment Switch For Bathroom Thermo Ventilator		/	/	/	/	1	1	/	1	/
	控制開關供電窗簾 Control Switch For Electric Curtain		/	/	/	/	1	1	/	1	/
	單位電插座(連USB接口) Single Socket Outlet (With USB Port)		/	/	/	/	1	1	/	1	/
		菲士供電窗簾 Fuse Spur Unit For Electrical Curtain	/	/	/	/	2	2	/	2	/
		菲士供照明 Fuse Spur Unit For Lighting	/	/	/	/	2	2	/	2	/
		菲士供家居設備 Fuse Spur Unit For Home Equipment	/	/	/	/	1	1	/	1	/
	雙位數據插座供電窗簾 Twin Data Outlet For Electrical Curtain		/	/	/	/	1	1	/	1	/

備註：
1. 上表內之「/」代表「不適用」。

Notes:
1. The symbol "/" as shown in the above table denotes "Not applicable".

住宅單位機電裝置數量説明表 Schedule of Mechanical & Electrical Provisions for Residential Property
第2A座 Tower 2A (2樓至3樓、5樓至12樓、15樓至21樓 2/F to 3/F, 5/F to 12/F, 15/F to 21/F)

位置 Location	外露型 Exposed Type	非外露型 Non-exposed Type	單位 Flat								
			A	B	C	D	E	F	G	H	J
主人睡房 Master Bedroom	單位電插座 Single Socket Outlet		1	/	/	/	/	/	/	/	/
	雙位電插座 Twin Socket Outlet		1	1	1	1	/	/	1	/	1
	電話接駁點 Telephone Connection Point		1	/	/	/	/	/	/	/	/
	電視 / 電台天線接駁點 TV Connection Point		1	1	1	1	/	/	1	/	1
	設備開關供主人浴室換氣暖風機 Equipment Switch For Master Bathroom Thermo Ventilator		1	1	/	/	/	/	/	/	/
	燈位 Lighting Point		5	2	1	1	/	/	1	/	1
	燈掣 Lighting Switch		3	3	3	2	/	/	2	/	2
	室內空調機接駁點 Connection Point for Air-Conditioner Indoor Unit		1	1	1	1	/	/	1	/	1
		菲士供照明 Fuse Spur Unit For Lighting	3	/	2	/	/	/	/	/	/
	設備開關供煤氣熱水器 Equipment Switch For Gas Water Heater		/	1	/	/	/	/	/	/	/
	單位電插座(連USB接口) Single Socket Outlet (With USB Port)		1	1	1	1	/	/	1	/	1
睡房 1 Bedroom 1	單位電插座 Single Socket Outlet		1	/	1	1	/	/	/	/	/
	雙位電插座 Twin Socket Outlet		1	/	1	1	/	/	/	/	/
	電視 / 電台天線接駁點 TV/ FM Connection Point		1	/	1	1	/	/	/	/	/
	燈位 Lighting Point		1	/	1	1	/	/	/	/	/
	燈掣 Lighting Switch		1	/	1	1	/	/	/	/	/
	室內空調機接駁點 Connection Point for Air-Conditioner Indoor Unit		1	/	1	1	/	/	/	/	/

備註：
1. 上表內之「/」代表「不適用」。

Notes:
1. The symbol "/" as shown in the above table denotes "Not applicable".

住宅單位機電裝置數量説明表 Schedule of Mechanical & Electrical Provisions for Residential Property
第2A座 Tower 2A (2樓至3樓、5樓至12樓、15樓至21樓 2/F to 3/F, 5/F to 12/F, 15/F to 21/F)

位置 Location	外露型 Exposed Type	非外露型 Non-exposed Type	單位 Flat								
			A	B	C	D	E	F	G	H	J
睡房 2 Bedroom 2	單位電插座 Single Socket Outlet		1	/	/	/	/	/	/	/	/
	雙位電插座 Twin Socket Outlet		1	/	/	/	/	/	/	/	/
	電視 / 電台天線接駁點 TV/ FM Connection Point		1	/	/	/	/	/	/	/	/
	燈位 Lighting Point		1	/	/	/	/	/	/	/	/
	燈掣 Lighting Switch		1	/	/	/	/	/	/	/	/
	室內空調機接駁點 Connection Point for Air-Conditioner Indoor Unit		1	/	/	/	/	/	/	/	/
儲物房 Store	單位電插座 Single Socket Outlet		1	/	1	/	/	/	/	/	/
	燈位 Lighting Point		1	/	2	/	/	/	/	/	/
	燈掣 Lighting Switch		1	/	1	/	/	/	/	/	/
	室內空調機接駁點 Connection Point for Air-Conditioner Indoor Unit		1	/	1	/	/	/	/	/	/
		總電掣箱 (三相) Miniature Circuit Breakers Board (Three phase)	1	/	/	/	/	/	/	/	/
		菲士供家居設備 Fuse Spur Unit For Home Equipment	1	/	/	/	/	/	/	/	/
開放式廚房 Open Kitchen	雙位電插座 Twin Socket Outlet		/	/	1	/	/	/	1	/	1
	燈位 Lighting Point		/	/	1	/	1	1	1	1	1
		單位電插座供廚房家用電器 Single Socket Outlet for Kitchen Appliances	/	3	4	3	3	3	4	3	4
		開關制供廚房家用電器 Equipment Switch for Kitchen Appliances	/	/	1	/	/	/	1	/	1
		洗衣機接駁點(來水位直徑為22毫米) Washing Machine Connection Point (Water Inlet of a design of 22mm in diameter)	/	1	1	1	1	1	1	1	1
		洗衣機接駁點(排水位直徑為40毫米) Washing Machine Connection Point (Water Outlet of a design of 40mm in diameter)	/	1	1	1	1	1	1	1	1
		總電掣箱 (單相) Miniature Circuit Breakers Board (Single phase)	/	/	1	/	/	/	1	/	1
		菲士供照明 Fuse Spur Unit For Lighting	/	1	1	1	1	1	1	1	1
		菲士供家居設備 Fuse Spur Unit For Home Equipment	/	/	1	/	/	/	1	/	1

備註：
1. 上表內之「/」代表「不適用」。

Notes:
1. The symbol "/" as shown in the above table denotes "Not applicable".

住宅單位機電裝置數量説明表 Schedule of Mechanical & Electrical Provisions for Residential Property
第2A座 Tower 2A (2樓至3樓、5樓至12樓、15樓至21樓 2/F to 3/F, 5/F to 12/F, 15/F to 21/F)

位置 Location	外露型 Exposed Type	非外露型 Non-exposed Type	單位 Flat								
			A	B	C	D	E	F	G	H	J
廚房 Kitchen	雙位電插座 Twin Socket Outlet		2	/	/	/	/	/	/	/	/
	燈位 Lighting Point		3	/	/	/	/	/	/	/	/
		煤氣錶 Gas Meter	1	/	/	/	/	/	/	/	/
		菲士抽氣扇電接駁點 Fused Power Connection Point for Exhaust Fan	1	/	/	/	/	/	/	/	/
		單位電插座供廚房家用電器 Single Socket Outlet for Kitchen Appliances	6	/	/	/	/	/	/	/	/
		洗衣機接駁點(來水位直徑為22毫米) Washing Machine Connection Point (Water Inlet of a design of 22mm in diameter)	1	/	/	/	/	/	/	/	/
		洗衣機接駁點(排水位直徑為40毫米) Washing Machine Connection Point (Water Outlet of a design of 40mm in diameter)	1	/	/	/	/	/	/	/	/
		煤氣熱水爐電接駁點 Power Connection Point for Gas Water Heater	1	/	/	/	/	/	/	/	/
		設備開關制供廚房設備 Equipment Switch For Kitchen Appliances	1	/	/	/	/	/	/	/	/
		菲士供照明 Fuse Spur Unit For Lighting	1	/	/	/	/	/	/	/	/
主人浴室 Master Bathroom	燈位 Lighting Point		4	/	/	/	/	/	/	/	/
		單位電插座 Single Socket Outlet	2	/	/	/	/	/	/	/	/
		菲士換氣暖風機電接駁點 Fused Power Connection Point for Thermo Ventilator	1	/	/	/	/	/	/	/	/
		電視/電台天線接駁點 TV/FM Connection Point	1	/	/	/	/	/	/	/	/
		數據接駁點 Data Connection Point	1	/	/	/	/	/	/	/	/
		菲士供照明 Fuse Spur Unit For Lighting	3	/	/	/	/	/	/	/	/

備註：
1. 上表內之「/」代表「不適用」。

Notes:
1. The symbol "/" as shown in the above table denotes "Not applicable".

住宅單位機電裝置數量説明表 Schedule of Mechanical & Electrical Provisions for Residential Property
第2A座 Tower 2A (2樓至3樓、5樓至12樓、15樓至21樓 2/F to 3/F, 5/F to 12/F, 15/F to 21/F)

位置 Location	外露型 Exposed Type	非外露型 Non-exposed Type	單位 Flat								
			A	B	C	D	E	F	G	H	J
浴室 Bathroom	燈位 Lighting Point		3	3	3	3	3	3	3	3	3
		單位電插座 Single Socket Outlet	2	2	2	2	2	1	1	1	1
		菲士換氣暖風機電接駁點 Fused Power Connection Point for Thermo Ventilator	1	1	1	1	1	1	1	1	1
		電視/電台天線接駁點 TV/FM Connection Point	1	1	1	1	1	1	1	1	1
		數據接駁點 Data Connection Point	1	1	1	1	1	1	1	1	1
		菲士供照明 Fuse Spur Unit For Lighting	2	2	2	2	2	2	2	2	2
露台 Balcony	露台燈 Balcony Light		1	1	1	1	1	1	1	1	1
		煤氣錶 Gas Meter	/	1	1	1	1	1	1	1	1
		菲士供煤氣熱水爐 Fuse Spur Unit for Gas Water Heater	/	1	1	1	1	1	1	1	1
工作平台 Utility Platform	燈位 Lighting Point		1	1	1	/	/	/	/	/	/
冷氣機平台 Air-Conditioner Platform	室外空調機接駁點 Connection Point for Air-Conditioner Outdoor Unit		2	1	2	2	1	1	1	1	1

備註：
1. 上表內之「/」代表「不適用」。

Notes:
1. The symbol "/" as shown in the above table denotes "Not applicable".

住宅單位機電裝置數量説明表 Schedule of Mechanical & Electrical Provisions for Residential Property
第2A座 Tower 2A (22樓至天台 22/F to R/F)

位置 Location	外露型 Exposed Type	非外露型 Non-exposed Type	單位 Flat								
			A	B	C	D	E	F	G	H	J
大門入口 Main Entrance	門鈴按鈕 Door Bell Push Button		1	1	1	1	1	1	1	1	1
客廳/飯廳 Living Room / Dining Room	單位電插座 Single Socket Outlet		2	/	/	1	/	/	/	/	/
	雙位電插座 Twin Socket Outlet		1	2	2	1	/	/	1	/	1
	電話接駁點 Telephone Connection Point		1	1	1	1	/	/	1	/	1
	電視 / 電台天線接駁點 TV/ FM Connection Point		1	1	1	1	/	/	1	/	1
	數據接駁點 Data Connection Point		1	1	1	1	/	/	1	/	1
	燈位 Lighting Point		15	6	8	8	/	/	7	/	7
	燈掣 Lighting Switch		6	3	4	5	/	/	3	/	3
	設備開關供煤氣熱水器 Equipment Switch For Gas Water Heater		1	/	1	1	/	/	1	/	1
	設備開關供廚房抽氣扇 Equipment Switch For Kitchen Exhaust Fan		1	/	/	/	/	/	/	/	/
	室內空調機接駁點 Connection Point for Air-Conditioner Indoor Unit		2	1	1	2	/	/	1	/	1
	門鈴 Door Bell		1	1	1	1	/	/	1	/	1
	門口對講機 Door Phone		1	1	1	1	/	/	1	/	1
		總電掣箱 (單相) Miniature Circuit Breakers Board (Single phase)	/	1	/	1	/	/	/	/	/
		單位電插座供廚房家用電器 Single Socket Outlet for Kitchen Appliances	/	1	/	1	/	/	/	/	/
		開關制供廚房家用電器 Equipment Switch for Kitchen Appliances	/	1	/	1	/	/	/	/	/
	控制開關供電窗簾 Control Switch For Electrical Curtain		1	1	1	1	/	/	1	/	1
	設備開關供浴室換氣暖風機 Equipment Switch For Bathroom Thermo Ventilator		1	/	1	1	/	/	1	/	1
		菲士供照明 Fuse Spur Unit For Lighting	2	3	2	1	/	/	2	/	2
		菲士供電窗簾 Fuse Spur Unit For Electrical Curtain	4	2	2	4	/	/	2	/	2
	單位電插座 (連USB 接口) Single Socket Outlet (With USB Outlet)		1	1	1	1	/	/	1	/	1
		菲士供家居設備 Fuse Spur Unit For Home Equipment	/	1	/	1	/	/	/	/	/
	雙位數據插座供電窗簾 Twin Data Outlet For Electrical Curtain		2	1	1	2	/	/	1	/	1

備註：
1. 上表內之「/」代表「不適用」。

Notes:
1. The symbol "/" as shown in the above table denotes "Not applicable".

住宅單位機電裝置數量説明表 Schedule of Mechanical & Electrical Provisions for Residential Property
第2A座 Tower 2A (22樓至天台 22/F to R/F)

位置 Location	外露型 Exposed Type	非外露型 Non-exposed Type	單位 Flat								
			A	B	C	D	E	F	G	H	J
客廳/飯廳/睡房 Living Room/Dining Room/ Bedroom	單位電插座 Single Socket Outlet		/	/	/	/	1	1	/	1	/
	雙位電插座 Twin Socket Outlet		/	/	/	/	2	2	/	2	/
	電話接駁點 Telephone Connection Point		/	/	/	/	1	1	/	1	/
	電視天線接駁點 TV Connection Point		/	/	/	/	1	1	/	1	/
	數據接駁點 Data Connection Point		/	/	/	/	1	1	/	1	/
	燈位 Lighting Point		/	/	/	/	7	7	/	7	/
	燈掣 Lighting Switch		/	/	/	/	4	4	/	4	/
	設備開關供煤氣熱水器 Equipment Switch For Gas Water Heater		/	/	/	/	1	1	/	1	/
	室內空調機接駁點 Connection Point for Air-Conditioner Indoor Unit		/	/	/	/	1	1	/	1	/
	門鈴 Door Bell		/	/	/	/	1	1	/	1	/
	門口對講機 Door Phone		/	/	/	/	1	1	/	1	/
		總電掣箱 (單相) Miniature Circuit Breakers Board (Single phase)	/	/	/	/	1	1	/	1	/
		單位電插座供廚房家用電器 Single Socket Outlet for Kitchen Appliances	/	/	/	/	1	1	/	1	/
		開關制供廚房家用電器 Equipment Switch for Kitchen Appliances	/	/	/	/	1	1	/	1	/
	設備開關供浴室換氣暖風機 Equipment Switch For Bathroom Thermo Ventilator		/	/	/	/	1	1	/	1	/
	控制開關供電窗簾 Control Switch For Electric Curtain		/	/	/	/	1	1	/	1	/
	單位電插座(連USB接口) Single Socket Outlet (With USB Port)		/	/	/	/	1	1	/	1	/
		菲士供電窗簾 Fuse Spur Unit For Electrical Curtain	/	/	/	/	2	2	/	2	/
		菲士供照明 Fuse Spur Unit For Lighting	/	/	/	/	2	2	/	2	/
		菲士供家居設備 Fuse Spur Unit For Home Equipment	/	/	/	/	1	1	/	1	/
	雙位數據插座供電窗簾 Twin Data Outlet For Electrical Curtain		/	/	/	/	1	1	/	1	/

備註：
1. 上表內之「/」代表「不適用」。

Notes:
1. The symbol "/" as shown in the above table denotes "Not applicable".

住宅單位機電裝置數量説明表 Schedule of Mechanical & Electrical Provisions for Residential Property
第2A座 Tower 2A (22樓至天台 22/F to R/F)

位置 Location	外露型 Exposed Type	非外露型 Non-exposed Type	單位 Flat								
			A	B	C	D	E	F	G	H	J
主人睡房 Master Bedroom	單位電插座 Single Socket Outlet		1	/	/	/	/	/	/	/	/
	雙位電插座 Twin Socket Outlet		1	1	1	1	/	/	1	/	1
	電話接駁點 Telephone Connection Point		1	/	/	/	/	/	/	/	/
	電視 / 電台天線接駁點 TV Connection Point		1	1	1	1	/	/	1	/	1
	設備開關供主人浴室換氣暖風機 Equipment Switch For Master Bathroom Thermo Ventilator		1	1	/	/	/	/	/	/	/
	燈位 Lighting Point		5	2	1	1	/	/	1	/	1
	燈掣 Lighting Switch		3	3	3	2	/	/	2	/	2
	室內空調機接駁點 Connection Point for Air-Conditioner Indoor Unit		1	1	1	1	/	/	1	/	1
		菲士供照明 Fuse Spur Unit For Lighting	3	/	2	/	/	/	/	/	/
	設備開關供煤氣熱水器 Equipment Switch For Gas Water Heater		/	1	/	/	/	/	/	/	/
	單位電插座(連USB接口) Single Socket Outlet (With USB Port)		1	1	1	1	/	/	1	/	1
睡房 1 Bedroom 1	單位電插座 Single Socket Outlet		1	/	1	1	/	/	/	/	/
	雙位電插座 Twin Socket Outlet		1	/	1	1	/	/	/	/	/
	電視 / 電台天線接駁點 TV/ FM Connection Point		1	/	1	1	/	/	/	/	/
	燈位 Lighting Point		1	/	1	1	/	/	/	/	/
	燈掣 Lighting Switch		1	/	1	1	/	/	/	/	/
	室內空調機接駁點 Connection Point for Air-Conditioner Indoor Unit		1	/	1	1	/	/	/	/	/

備註：
1. 上表內之「/」代表「不適用」。

Notes:
1. The symbol "/" as shown in the above table denotes "Not applicable".

住宅單位機電裝置數量説明表 Schedule of Mechanical & Electrical Provisions for Residential Property
第2A座 Tower 2A (22樓至天台 22/F to R/F)

位置 Location	外露型 Exposed Type	非外露型 Non-exposed Type	單位 Flat								
			A	B	C	D	E	F	G	H	J
睡房 2 Bedroom 2	單位電插座 Single Socket Outlet		1	/	/	/	/	/	/	/	/
	雙位電插座 Twin Socket Outlet		1	/	/	/	/	/	/	/	/
	電視 / 電台天線接駁點 TV/ FM Connection Point		1	/	/	/	/	/	/	/	/
	燈位 Lighting Point		1	/	/	/	/	/	/	/	/
	燈掣 Lighting Switch		1	/	/	/	/	/	/	/	/
	室內空調機接駁點 Connection Point for Air-Conditioner Indoor Unit		1	/	/	/	/	/	/	/	/
儲物房 Store	單位電插座 Single Socket Outlet		1	/	1	/	/	/	/	/	/
	燈位 Lighting Point		1	/	2	/	/	/	/	/	/
	燈掣 Lighting Switch		1	/	1	/	/	/	/	/	/
	室內空調機接駁點 Connection Point for Air-Conditioner Indoor Unit		1	/	1	/	/	/	/	/	/
		總電掣箱 (三相) Miniature Circuit Breakers Board (Three phase)	1	/	/	/	/	/	/	/	/
		菲士供家居設備 Fuse Spur Unit For Home Equipment	1	/	/	/	/	/	/	/	/
開放式廚房 Open Kitchen	雙位電插座 Twin Socket Outlet		/	/	1	/	/	/	1	/	1
	燈位 Lighting Point		/	/	1	/	1	1	1	1	1
		單位電插座供廚房家用電器 Single Socket Outlet for Kitchen Appliances	/	3	4	3	3	3	4	3	4
		開關制供廚房家用電器 Equipment Switch for Kitchen Appliances	/	/	1	/	/	/	1	/	1
		洗衣機接駁點(來水位直徑為22毫米) Washing Machine Connection Point (Water Inlet of a design of 22mm in diameter)	/	1	1	1	1	1	1	1	1
		洗衣機接駁點(排水位直徑為40毫米) Washing Machine Connection Point (Water Outlet of a design of 40mm in diameter)	/	1	1	1	1	1	1	1	1
		總電掣箱 (單相) Miniature Circuit Breakers Board (Single phase)	/	/	1	/	/	/	1	/	1
		菲士供照明 Fuse Spur Unit For Lighting	/	1	1	1	1	1	1	1	1
		菲士供家居設備 Fuse Spur Unit For Home Equipment	/	/	1	/	/	/	1	/	1

備註：
1. 上表內之「/」代表「不適用」。

Notes:
1. The symbol "/" as shown in the above table denotes "Not applicable".

住宅單位機電裝置數量説明表 Schedule of Mechanical & Electrical Provisions for Residential Property
第2A座 Tower 2A (22樓至天台 22/F to R/F)

位置 Location	外露型 Exposed Type	非外露型 Non-exposed Type	單位 Flat								
			A	B	C	D	E	F	G	H	J
廚房 Kitchen	雙位電插座 Twin Socket Outlet		2	/	/	/	/	/	/	/	/
	燈位 Lighting Point		3	/	/	/	/	/	/	/	/
		煤氣錶 Gas Meter	1	/	/	/	/	/	/	/	/
		菲士抽氣扇電接駁點 Fused Power Connection Point for Exhaust Fan	1	/	/	/	/	/	/	/	/
		單位電插座供廚房家用電器 Single Socket Outlet for Kitchen Appliances	6	/	/	/	/	/	/	/	/
		洗衣機接駁點(來水位直徑為22毫米) Washing Machine Connection Point (Water Inlet of a design of 22mm in diameter)	1	/	/	/	/	/	/	/	/
		洗衣機接駁點(排水位直徑為40毫米) Washing Machine Connection Point (Water Outlet of a design of 40mm in diameter)	1	/	/	/	/	/	/	/	/
		煤氣熱水爐電接駁點 Power Connection Point for Gas Water Heater	1	/	/	/	/	/	/	/	/
		開關制供廚房設備 Equipment Switch For Kitchen Appliances	1	/	/	/	/	/	/	/	/
		菲士供照明 Fuse Spur Unit For Lighting	1	/	1	/	/	/	/	/	/
主人浴室 Master Bathroom	燈位 Lighting Point		4	/	/	/	/	/	/	/	/
		單位電插座 Single Socket Outlet	2	/	/	/	/	/	/	/	/
		菲士換氣暖風機電接駁點 Fused Power Connection Point for Thermo Ventilator	1	/	/	/	/	/	/	/	/
		電視/電台天線接駁點 TV/FM Connection Point	1	/	/	/	/	/	/	/	/
		數據接駁點 Data Connection Point	1	/	/	/	/	/	/	/	/
		菲士供照明 Fuse Spur Unit For Lighting	3	/	/	/	/	/	/	/	/

備註：
1. 上表內之「/」代表「不適用」。

Notes:
1. The symbol "/" as shown in the above table denotes "Not applicable".

住宅單位機電裝置數量説明表 Schedule of Mechanical & Electrical Provisions for Residential Property
第2A座 Tower 2A (22樓至天台 22/F to R/F)

位置 Location	外露型 Exposed Type	非外露型 Non-exposed Type	單位 Flat								
			A	B	C	D	E	F	G	H	J
浴室 Bathroom	燈位 Lighting Point		2	3	3	3	3	3	3	3	3
		單位電插座 Single Socket Outlet	2	2	2	2	2	2	2	2	2
		菲士換氣暖風機電接駁點 Fused Power Connection Point for Thermo Ventilator	1	1	1	1	1	1	1	1	1
		電視/電台天線接駁點 TV/FM Connection Point	1	1	1	1	1	1	1	1	1
		數據接駁點 Data Connection Point	1	1	1	1	1	1	1	1	1
		菲士供照明 Fuse Spur Unit For Lighting	2	2	2	2	2	2	2	2	2
露台 Balcony	露台燈 Balcony Light		1	1	1	1	1	1	1	1	1
		煤氣錶 Gas Meter	/	1	1	1	1	1	1	1	1
		菲士供煤氣熱水爐 Fuse Spur Unit for Gas Water Heater	/	1	1	1	1	1	1	1	1
工作平台 Utility Platform	燈位 Lighting Point		1	/	1	/	/	/	/	/	/
冷氣機平台 Air-Conditioner Platform	室外空調機接駁點 Connection Point for Air-Conditioner Outdoor Unit		2	1	2	2	1	1	1	1	1
天台 Roof	燈掣 Lighting Switch		/	1	1	1	1	1	/	/	/
	單位電插座 Single Socket Outlet		2	1	1	1	1	1	/	/	/
	設備開關 Equipment Switch		1	/	/	/	/	/	/	/	/
	燈位 Lighting Point		5	2	2	2	2	2	/	/	/
樓梯 Staircase	燈位 Lighting Point		3	/	/	/	/	/	/	/	/
	燈掣 Lighting Switch		3	/	/	/	/	/	/	/	/

備註：
1. 上表內之「/」代表「不適用」。

Notes:
1. The symbol "/" as shown in the above table denotes "Not applicable".

洋房

1. 外部裝修物料

細項		描述	
a.	外牆	裝修物料的類型	玻璃幕牆、玻璃覆蓋層、人造麻石磚、鋁質窗、石料覆蓋層、鋁質格柵及鋁質百葉
b.	窗	框的用料	氟碳噴塗鋁質窗框
		玻璃的用料	有色強化玻璃及有色半鋼化玻璃
c.	窗台	窗台的用料	不適用
		窗台板的裝修物料	不適用
d.	花槽	裝修物料的類型	不適用
e.	陽台或露台	裝修物料的類型	露台：裝設夾層強化清玻璃欄杆及鋁質頂欄
			地台：戶外地磚及合成木板地台
			牆身：鋁質覆蓋層、鋁質格柵
			天花：鋁質天花板
		是否有蓋	露台有蓋
		陽台	不適用
f.	乾衣設施	類型	不適用
		用料	不適用

洋房

2. 室內裝修物料

細項		描述				
a.	大堂		牆壁	地板	天花板	
		裝修物料的類型	不適用	不適用	不適用	
b.	內牆及天花板		牆壁	天花板		
		客廳及飯廳裝修物料的類型	乳膠漆	外露位置部分髹上乳膠漆，部分設有石膏板假天花及假陣並髹上乳膠漆		
		睡房裝修物料的類型	乳膠漆	外露位置部分髹上乳膠漆，部分設有石膏板假天花及假陣並髹上乳膠漆		
c.	內部地板		地板	牆腳線		
		客廳及飯廳的用料	磚地板，客廳與花園門之間鋪砌天然石分隔	天然石牆腳線		
		睡房的用料	複合木地板、金屬條及天然石	人造石牆腳線		
d.	浴室		牆壁	地板	天花板	
		裝修物料的類型	浴室：磚、玻璃及鏡於外露位置 主人浴室：磚及玻璃於外露位置	天然石於外露位置	石膏板假天花髹上乳膠漆及不銹鋼飾面於外露位置	
		牆壁的裝修物料是否鋪至天花板	鋪至假天花底			
e	廚房		牆壁	地板	天花板	灶台
		裝修物料的類型	瓷磚及不銹鋼飾面於外露位置	天然石於外露位置	石膏板假天花及假陣髹上乳膠漆及不銹鋼飾面於外露位置	人造石
		牆壁的裝修物料是否鋪至天花板	鋪至假天花底			

洋房

3. 室內裝置

細項		描述			
			用料	裝修物料	配件
a.	門	地庫1樓停車場門	實心防火木門	木皮飾面及不銹鋼	門鎖、隱藏式氣鼓及門擋
		入口閘門	金屬閘門	油漆	門鎖
		單位大門	金屬門	鋁質飾面	門鎖連拉手、防盜眼、門鼓、門擋及防盜扣
		門通往花園	鋁質框玻璃門	玻璃及氟化碳塗鋁質門框	門鎖連拉手
		廚房門	防火實心木門配防火玻璃視窗板	木皮飾面及不銹鋼	門把手、門鼓及門擋
		樓梯門	實心木門	木皮飾面及不銹鋼	門鎖及門擋
		化妝室門	實心木門連木百葉	木皮飾面及不銹鋼	門鎖、掛鉤及吊軌
		工作間門	實心木門	木皮飾面及不銹鋼	洋房 B1至B3、 B5至B12、 A3、A5至A11：門鎖及門擋 洋房 A1、 A2及A12：門鎖及吊軌
		洗手間門	玻璃門	玻璃	吊軌
		主人睡房門	實心木門	木皮飾面及不銹鋼	門鎖及門擋
		套房門	實心木門	木皮飾面及不銹鋼	門鎖及門擋
		睡房門	實心木門	木皮飾面及不銹鋼	門鎖及門擋
		浴室門	實心木門連木百葉	木皮飾面及不銹鋼	門鎖、門擋及掛鉤
		主人浴室門	洋房 B1至B3、B5至B12、A3、A5至A12：不銹鋼框玻璃門 洋房 A1及A2：實心木門連木百葉	洋房 B1至B3、B5至B12、A3、A5至A12：玻璃及不銹鋼 洋房 A1及A2：木皮飾面及不銹鋼	洋房 B1至B3、B5至B12、A3、A5至A12：門拉手及吊軌 洋房 A1及A2：門鎖、門擋及掛鉤
		衣帽間門	除主人睡房外洋房 B1至B3、B5至B12、A3、A5至A11：不銹鋼框玻璃門 洋房 A1、A2及A12：實心木門	洋房 B1至B3、B5至B12、A3、A5至A11：玻璃及不銹鋼 洋房 A1、A2及A12：木皮飾面及不銹鋼	洋房 B1至B3、B5至B12、A3、A5至A11：拉手、吊軌、門鎖 洋房 A1、A2及A12：門鎖及門擋
		門通往露台	鋁質框玻璃門	玻璃及氟化碳塗鋁質門框	門鎖連拉手
		門通往平台	鋁質框玻璃門	玻璃及氟化碳塗鋁質門框	門鎖連拉手
		天台門	鋁質框玻璃門	玻璃及氟化碳塗鋁質門框	門鎖連拉手

洋房

3. 室內裝置

細項		描述			
		裝置及設備		類型	用料
b.	浴室	(i) 裝置及設備的類型及用料	櫃	洗手盆檯面	天然石
				洗手盆櫃	木製櫃鋪砌木皮飾面、樹脂板及不銹鋼
				鏡櫃	木製櫃鋪砌木皮飾面、鏡及不銹鋼
			浴室裝置及設備	水龍頭	鍍鉻
				坐廁	陶瓷
				洗手盆	陶瓷
				花灑套裝	鍍鉻
				淋浴間 (如有)	金屬框玻璃
				毛巾棍	鍍鉻
				廁紙架	鍍鉻
				掛勾 (如有)	鍍鉻
				化妝鏡 (如有)	鍍鉻
				置物架 (如有)	鍍鉻
				馬桶刷	鍍鉻及磨砂玻璃
		(ii) 供水系統的類型及用料	冷水供應	銅喉	
			熱水供應	配有隔熱絕緣保護之銅喉	
		(iii) 沐浴設施(包括花灑或浴缸，如適用)		類型	用料
			花灑 (如有)	淋浴水龍頭配花灑淋浴	鍍鉻
			浴缸 (如有)	浴缸水龍頭	鍍鉻
				浴缸	洋房A3、A5至A11、B1至B3、B5至B12之浴室1; 洋房A1至A2 、A12之浴室1及浴室2: 鐵鑄搪瓷
				按摩浴缸	洋房A1至A2、A12之主人浴室: 人造石
					洋房A3、A5至A11、B1至B3、B5至B12之主人浴室： 亞克力
		(iv) 浴缸大小	洋房A3、A5至A11、B1至B3、B5至B12浴室1; 洋房A1至A2 、A12 之浴室1及浴室2 : 1500毫米(長) x 700毫米(闊) x 420毫米(高)		
			洋房A3、A5至A11、B1至B3、B5至B12主人浴室: 1600毫米(長) x 700毫米(闊) x 480毫米(高)		
			洋房A1至A2、A12之主人浴室: 1855毫米(長) x 885毫米(闊) x 625毫米(高)		

洋房

3. 室內裝置

細項		描述			
c.	廚房		用料		
		(i) 洗滌盆	不銹鋼		
		(ii) 供水系統	冷水喉採用銅喉及熱水喉採用配有隔熱絕緣保護之銅喉		
			用料	裝修物料	
		(iii) 廚櫃	木製廚櫃連不銹鋼框玻璃門及木櫃門板	焗漆飾面	
		(iv) 所有其他裝置及設備的類型	鍍鉻冷熱水龍頭		
d.	睡房		裝置	類型	用料
		裝置 (包括嵌入式衣櫃) 的類型及用料	不適用	不適用	不適用
e.	電話	接駁點的位置及數目	請參考「機電裝置位置及數量説明表」		
f.	天線	接駁點的位置及數目	請參考「機電裝置位置及數量説明表」		
g.	電力裝置	(i) 供電附件(包括安全裝置)	供電附件	提供電制及插座之面板	
			安全裝置	三相電力並裝妥微型斷路器提供於所有洋房	
		(ii) 導管是隱藏或外露	導管是部分隱藏及部分外露[1] [1]除部分隱藏於混凝土內之導管外，其他部分的導管均為外露。外露的導管可能被假天花、假陣、貯存櫃、覆面、非混凝土間牆、指定之槽位或其他物料遮蓋。		
		(iii) 電插座及空調機接駁點的位置及數目	請參閱「機電裝置位置及數量説明表」		
h.	氣體供應	類型	煤氣		
		系統	所有獨立屋的煤氣喉接駁煤氣煮食爐及煤氣熱水爐		
		位置	煤氣接駁點的位置請參閱「機電裝置位置及數量説明表」		
i.	洗衣機接駁點	位置	請參閱「機電裝置位置及數量説明表」		
		設計	備有設計為直徑22毫米之洗衣機來水位及設計為直徑40毫米之洗衣機排水位		
j.	供水	水管的用料	冷水供應採用銅喉及熱水供應採用配有隔熱絕緣保護之銅喉		
		水管是隱藏或外露	水管是部分隱藏及部分外露[2] [2]除部分隱藏於混凝土內之水管外，其他部分的水管均為外露。外露的水管可能被假天花、假陣、貯存櫃、覆面、非混凝土間牆、指定之槽位或其他物料遮蓋。		
		有否熱水供應	廚房、洗手間、化妝室及浴室有熱水供應		

洋房

4. 雜項

細項		描述			
a.	升降機	(i) 品牌名稱及產品型號	品牌名稱	不適用	
			產品型號	不適用	
		(ii) 升降機的數目及到達的樓層	升降機的數目	不適用	
			到達的樓層	不適用	
b.	信箱	用料	不銹鋼		
c.	垃圾收集	(i) 垃圾收集的方法	由清潔工人定時收集垃圾		
		(ii) 垃圾房的位置	各住宅層之公用地方均設有垃圾及物料回收室。另中央收集房設於地庫1樓		
d.	水錶、電錶及氣體錶		水錶	電錶	氣體錶
		(i) 位置	水錶箱內	電錶房內	廚房內
		(ii) 就住宅單位而言是獨立或公用的錶	獨立錶	獨立錶	獨立錶

5. 保安設施

細項	描述	
保安系統及設備	入口通道控制及保安系統	每戶單位設有門口視像對講機系統
	閉路電視	閉路電視設公用空間並連接地庫管理處

6. 設備

細項	描述
品牌名稱及產品型號	請參考「設備説明」

賣方承諾如該期數中沒有安裝指明的品牌名稱或產品型號的升降機或設備，便會安裝品質相若的升降機或設備

House

1. EXTERIOR FINISHES

Item		Description	
a.	External wall	Type of finishes	Curtain wall, glass cladding, artificial granite tiles, aluminium window, stone cladding, aluminium grille and aluminium louver
b.	Window	Material of the frame	Fluorocarbon coating aluminium frame
		Material of glass	Tinted tempered glass and tinted heat strengthened glass
c.	Bay window	Material of bay window	Not applicable
		Finishes of window sill	Not applicable
d.	Planter	Type of finishes	Not applicable
e.	Verandah or balcony	Type of finishes	Balcony : Fitted with clear laminated tempered glass balustrade with aluminium top rail
			Floor : External floor tiles and wood plastic composite decking
			Wall : Aluminium cladding, aluminium grille
			Ceiling : Aluminium ceiling panel
		Whether it is covered	Balcony is covered
		Verandah	Not applicable
f.	Drying facilities for clothing	Type	Not applicable
		Material	Not applicable

House

2. INTERIOR FINISHES

Item		Description				
a.	Lobby		Wall	Floor	Ceiling	
		Type of finishes	Not applicable	Not applicable	Not applicable	
b.	Internal wall and ceiling		Wall	Ceiling		
		Living room and dining room finishes	Emulsion paint	Partly finished with emulsion paint and partly finished with gypsum board false ceiling and bulk head finished with emulsion paint where exposed		
		Bedroom finishes	Emulsion paint	Partly finished with emulsion paint and partly finished with gypsum board false ceiling and bulk head finished with emulsion paint where exposed		
c.	Internal floor		Floor	Skirting		
		Material for living and dining room	Tile flooring, natural stone boarder provided along sliding door between living room and garden	Natural stone skirting		
		Material for bedroom	Engineered timber flooring, metal strip and natural stone	Reconstituted stone		
d.	Bathroom		Wall	Floor	Ceiling	
		Type of finishes	Bathroom: Tile, glass and mirror on exposed surface Master Bathroom: Tile and glass on exposed surface	Natural stone on exposed surface	Gypsum board false ceiling with emulsion paint and stainless steel finishes on exposed surface	
		Whether the wall finishes run up to ceiling	Up to level of false ceiling			
e.	Kitchen		Wall	Floor	Ceiling	Cooking bench
		Type of finishes	Ceramic tiles and stainless steel on exposed surface	Natural stone on exposed surface	Gypsum board false ceiling and bulkhead finished with emulsion paint and stainless steel finishes on exposed surface	Reconstituted stone
		Whether the wall finishes run up to ceiling	Up to level of false ceiling			

House

3. INTERIOR FITTINGS

Item		Description			
			Material	Finishes	Accessories
a.	Doors	B/F Carpark Door	Fire rated solid core timber door	Wood veneer and stainless steel	Lockset, concealed door closer and door stopper
		Entrance Gate	Metal gate	Paint	Lockset
		Main Entrance door	Metal door	Aluminium finishes	Lockset with handle, door viewer, door closer, door stopper and door safety lock
		Doors to Garden	Aluminium framed glass door	Glass and fluorocarbon coated aluminium frame	Lockset with handle
		Kitchen Door	Fire rated solid core timber door with fire rated glass vision panel	Wood veneer and stainless steel	Door handle, door closer and door stopper
		Staircase Door	Solid core timber door	Wood veneer and stainless steel	Lockset and door stopper
		Powder Room Door	Solid core timber door with timber louver	Wood veneer and stainless steel	Lockset, robe hook and sliding track
		Utility Room Door	Solid core timber door	Wood veneer and stainless steel	Houses B1 to B3, B5 to B12, A3, A5 to A11 : Lockset and door stopper Houses A1, A2 and A12: Door lockset and sliding track
		Lavatory Door	Glass door	Glass	Sliding track
		Master Bedroom Door	Solid core timber door	Wood veneer and stainless steel	Lockset and door stopper
		Ensuite Door	Solid core timber door	Wood veneer and stainless steel	Lockset and door stopper
		Bedroom Door	Solid core timber door	Wood veneer and stainless steel	Lockset and door stopper
		Bathroom Door	Solid core timber door with timber louvre	Wood veneer and stainless steel	Lockset, door stopper and robe hook
		Master Bathroom Door	Houses B1 to B3, B5 to B12, A3, A5 to A12 : Stainless steel framed glass door House A1 and A2 : Solid core timber door with timber louvre	Houses B1 to B3, B5 to B12, A3, A5 to A12 : Glass and stainless steel Houses A1 and A2 : Wood veneer and stainless steel	Houses B1 to B3, B5 to B12, A3, A5 to A12 : Flush pull and sliding track Houses A1 and A2 : Lockset and door stopper and robe hook
		Walk-in Closet Door	Houses B1 to B3, B5 to B12, A3,?A5 to A11 : Stainless steel framed glass door Houses A1, A2 and A12 : Solid core timber door	Houses B1 to B3, B5 to B12, A3,?A5 to A11 : Glass and stainless steel Houses A1, A2 and A12 : Wood veneer and stainless steel	Houses B1 to B3, B5 to B12, A3, A5 to A11 : Flush pull, sliding track and lockset Houses A1, A2 and A12 : Lockset and door stopper
		Doors to Balcony	Aluminium framed glass door	Glass and fluorocarbon coated aluminium frame	Lockset with handle
		Doors to Flat Roof	Aluminium framed glass door	Glass and fluorocarbon coated aluminium frame	Lockset with handle
		Roof Door	Aluminium framed glass door	Glass and fluorocarbon coated aluminium frame	Lockset with handle

House

3. INTERIOR FITTINGS

Item		Description			
		Fittings & Equipment		Type	Material
b.	Bathroom	(i) Type and material of fittings and equipment	Cabinet	Basin countertop	Natural stone
				Basin cabinet	Wooden cabinet with wood veneer, resin panel and stainless steel
				Mirror cabinet	Wooden cabinet with wood veneer, mirror and stainless steel
			Bathroom fittings and equipment	Wash basin mixer	Chrome plated
				Water closet	Vitreous china
				Wash basin	Vitreous china
				Shower set	Chrome plated
				Shower compartment (if any)	Metal framed glass
				Towel bar	Chrome plated
				Paper holder	Chrome plated
				Robe hook (if any)	Chrome plated
				Make-up Mirror (if any)	Chrome plated
				Rack (if any)	Chrome plated
				Toilet Brush	Chrome plated and frosted glass
		(ii) Type and material of water supply system	Cold water supply	Copper water pipes	
			Hot water supply	Copper water pipes with thermal insulation	
		(iii) Type and material of bathing facilities (including shower or bath tub, if applicable)		Type	Material
			Shower (if any)	Shower mixer with rain shower	Chrome plated
			Bath tub (if any)	Bath tub mixer	Chrome plated
				Bath tub	Bathroom 1 of Houses A3, A5 to A11, B1 to B3, B5 to B12; Bathroom 1 and Bathroom 2 of Houses A1 to A2, A12: Iron cast enamel
				Jacuzzi	Master bathroom of Houses A1, A2 and A12: Reconstituted stone
					Master bathroom of Houses A3, A5 to A11, B1 to B3, B5 to B12: Acrylic

House

3. INTERIOR FITTINGS

Item		Description			
b.	Bathroom	Fittings & Equipment			
		(iv) Size of Bath tub	Bathroom 1 of Houses A3, A5 to A11, B1 to B3, B5 to B12; Bathroom 1 and Bathroom 2 of Houses A1 to A2, A12: 1500mm(L) x 700mm(W) x 420mm(H)		
			Master bathroom of Houses A3, A5 to A11, B1 to B3, B5 to B12: 1600mm(L) x 700mm(W) x 480mm(H)		
			Master bathroom of Houses A1 to A2, A12: 1855mm(L) x 855mm(W) x 625mm(H)		
c.	Kitchen		Material		
		(i) Sink unit	Stainless steel		
		(ii) Water supply system	Copper water pipes for cold water supply and copper water pipes with thermal insulation for hot water supply		
			Material	Finishes	
		(iii) Kitchen cabinet	wooden cabinet with stainless steel framed glass door and wooden door panel	lacquer finish	
		(iv) Type of all other fittings and equipment	Chrome plated sink mixer		
d.	Bedroom		Fittings	Type	Material
		Type and material of fittings (Including built-in wardrobe)	Not applicable	Not applicable	Not applicable
e.	Telephone	Location and number of connection points	Please refer to the “Schedule for Mechanical & Electrical Provisions”		
f.	Aerials	Location and number of connection points	Please refer to the “Schedule for Mechanical & Electrical Provisions”		
g.	Electrical installations	(i) Electrical fittings (Including safety devices)	Electrical fittings	Faceplate for all switches and power sockets	
			Safety devices	“Three phases electricity supply with miniature circuit breaker distribution board is provided in all houses”	
		(ii) Whether conduits are concealed or exposed	Conduits are partly concealed and partly exposed[1] [1] Other than those parts of the conduits concealed within concrete, the rest of them are exposed. The exposed conduits may be covered or hidden by false ceilings, bulkheads, cabinets, claddings, non- concrete partition walls, designated pipe ducts or other materials.		
		(iii) Location and number of power points and airconditioner points	Please refer to the “Schedule for Mechanical & Electrical Provisions”		
h.	Gas supply	Type	Towngas		
		System	Gas supply pipe is provided and connected to gas hob and gas water heater for all flats		
		Location	For the location of gas connection points, please refer to the “Schedule for Mechanical & Electrical Provisions”		

House

3. INTERIOR FITTINGS

Item		Description	
i.	Washing machine connection point	Location	Please refer to the "Schedule for Mechanical & Electrical Provisions"
		Design	Water point of a design of 22mm in diameter and drain point of a design of 40mm in diameter for washing machine are provided
j.	Water supply	Material of water pipes	Copper water pipes are provided for cold water supply and copper water pipes with thermal insulation are provided for hot water supply
		Whether water pipes are concealed or exposed	Water pipes are partly concealed and partly exposed [2] [2] Other than those parts of the water pipes concealed within concrete, the rest of them are exposed. The exposed water pipes may be covered or hidden by false ceilings, bulkheads, cabinets, claddings, non-concrete partition walls, designated pipe ducts or other materials.
		Whether hot water is available	Hot water supply to kitchen, lavatory, powder room and bathroom

4. MISCELLANEOUS

Item		Description			
a.	Lifts	(i) Brand name and model number	Brand Name	Not applicable	
			Model Number	Not applicable	
		(ii) Number and floors served by them	Number of lifts	Not applicable	
			Floor served	Not applicable	
b.	Letter box	Material	Stainless steel		
c.	Refuse collection	(i) Means of refuse collection	Collected by cleaners		
		(ii) Location of refuse room	Refuse storage and material recovery room is provided in the common area of each residential floor. Refuse storage and material recovery chamber is provided on B1/F		
d.	Water meter, electricity meter and gas meter		Water meter	Electricity meter	Gas meter
		(i) Location	Water meter cabinet	Electric meter room	Kitchen
		(ii) Whether they are separate or communal meters for residential properties	Separate meter	Separate meter	Separate meter

5. SECURITY FACILITIES

Item	Description	
Security system and equipment	Access control and security system	Each residential flat equipped with a video door phone system
	CCTV	CCTV cameras are provided common area which are connected to the management office at B/F

6. APPLIANCES

Item	Description
Brand name and model number	Please refer to the "Appliances Schedule"

The vendor undertakes that if lifts or appliances of the specified brand name or model number are not installed in the Phase, lifts or appliances of comparable quality will be installed.

6. 設備説明 Appliances Schedule (分體式冷氣機 Split type air-conditioner)
洋房 House

位置 Location	品牌名稱 Brand Name	產品型號 Model Number (室外機 Outdoor Unit)	產品型號 Model Number (室內機 Indoor Unit)	洋房 House	
				A3, A5-A11, B1-B3, B5-B12	A1, A2 & A12
客廳 / 飯廳 / 入口門廳 Living Room/ Dining Room/ Entrance Foyer	大金 Daikin	RUXYQ10BA	FXDP71QPVC	√★	/
	大金 Daikin	RUXYQ10BA	FXDP71QPVC	√★★	/
	大金 Daikin	RUXYQ10BA	FXDP71QPVC	/	√★
	大金 Daikin	RUXYQ12BA	FXDP71QPVC	/	√★★
廚房 Kitchen	大金 Daikin	RUXYQ10BA	FXDP36QPVC	√★	/
	大金 Daikin	RUXYQ10BA	FXDP36QPVC	/	√★
雜物間 Utility Room	大金 Daikin	RUXYQ10BA	FXAQ25PVE	√★	/
	大金 Daikin	RUXYQ10BA	FXAQ25PVE	/	√★
套房 1 Ensuite 1	大金 Daikin	RUXYQ10BA	FXDP56QPVC	√★★	/
	大金 Daikin	RUXYQ10BA	FXDP36QPVC	/	√x2★
套房 2 Ensuite 2	大金 Daikin	RUXYQ10BA	FXDP56QPVC	√★	/
	大金 Daikin	RUXYQ12BA	FXDP56QPVC	/	√★★
套房 3 Ensuite 3	大金 Daikin	RUXYQ10BA	FXDP56QPVC	√★	/
	大金 Daikin	RUXYQ10BA	FXDP36QPVC	/	√★
主人睡房 Master Bedroom	大金 Daikin	RUXYQ10BA	FXDP56QPVC	√★★	/
	大金 Daikin	RUXYQ12BA	FXDP56QPVC	/	√x2★★
主人浴室 Master Bathroom	大金 Daikin	RUXYQ10BA	FXSP28CA	√★★	/
	大金 Daikin	RUXYQ12BA	FXSP28CA	/	√★★
樓梯 Staircase	大金 Daikin	RUXYQ10BA	FXAQ50PVE	√★★	/
	大金 Daikin	RUXYQ12BA	FXAQ50PVE	/	√★★
睡房 Bedroom	大金 Daikin	RUXYQ10BA	FXDP36QPVC	/	√★

賣方承諾如期數中沒有安裝指明的品牌名稱或產品型號的升降機或設備，便會安裝品質相若的升降機或設備
The vendor undertakes that if lifts or appliances of the specified brand name or model number are not installed in the Phase, lifts or appliances of comparable quality will be installed.

備註：
1. ★同一單位不同位置共用一部室外機 (組合 1)
2. ★★同一單位不同位置共用一部室外機(組合2)
3. ★★★同一單位不同位置共用一部室外機(組合3)
4. 上表內之「/」代表「不適用」。
5. 上表內之「√」代表「提供」。

Notes:
1. ★Shared Outdoor Unit for different location of a flat (Combination 1)
2. ★★Shared Outdoor Unit for different location of a flat (Combination 2)
3. ★★★Shared Outdoor Unit for different location of a flat (Combination 3)
4. The symbol "/" as shown in the above table denotes "Not applicable".
5. The symbol "√" as shown in the above table denotes "Provided".

6. 設備説明 Appliances Schedule
洋房 House

位置 Location	設備 Appliance	品牌名稱 Brand Name	型號 Model Number	洋房 House				
				A3, A6, A8, A10, A11, B1, B3, B6, B9 & B11	A5, A7, A9, B2, B5, B7, B8 & B10	A1, A2	A12	B12
廚房 Kitchen	煤氣煮食爐(單爐頭) Gas Hob (1 Burner)	Miele	CS 1018 G	√	√	√	√	√
	煤氣煮食爐(雙爐頭) Gas Hob (2 Burners)	Miele	CS 1013-1	√	√	√	√	√
	燒烤爐 Barbecue Grill	Miele	CS 1312 BG	√	√	√	√	√
	抽油煙機 Cooker Hood	Miele	DA 5328 W	√	√	√	/	/
	抽油煙機 Cooker Hood	Miele	DA 4298 W	/	/	/	/	√
	抽油煙機 Cooker Hood	Miele	DA 6698 W	/	/	/	√	/
	崁入式蒸烤一體機 Combination Steam Oven	Miele	DGC 6400	√	√	√	/	/
	崁入式蒸烤一體機 Combination Steam Oven	Miele	DGC 6800	/	/	/	√	√
	酒櫃 Wine Conditioning Unit	Miele	KWT 6321 UG	√	√	√	√	√
	洗碗碟機 Dishwasher	Miele	G 6660 SCVi	√	√	√	/	√
	洗碗碟機 Dishwasher	Miele	G 6620 SCi	/	/	/	√	/
	雪櫃連冰箱 Fridge-Freezer (High section)	GAGGENAU	RY 492 304	√	√	√	/	/
	雪櫃連冰箱 Fridge-Freezer (High section)	GAGGENAU	RY 492 303	/	/	/	√	√
	廚餘處理機 Food Disposers	InSinkErator	Evolution 200	√	√	√	/	/
	廚餘處理機 Food Disposers	InSinkErator	Modle-56	/	/	/	/	√
	廚餘處理機 Food Disposers	InSinkErator	Evolution 100	/	/	/	√	/
	抽氣扇 Exhaust fan	GELEC	DPT 10-23B	√	√	/	/	√
	抽氣扇 Exhaust fan	GELEC	DPT 15-32 B	/	/	√	√	/
	煤氣熱水器 Gas water heater	TGC	TRJW222TFQL	√	√	√	√	√
化妝室 Powder Room	抽氣扇 Exhaust fan	GELEC	DPT 10-12B	√	√	√	√	√
主人浴室 Master Bathroom	抽氣扇 Exhaust fan	GELEC	DPT 15-32 B	/	/	√	√	/
	浴室換氣暖風機 Thermo Ventilator	樂聲牌 Panasonic	FV-40BE2H	√	√	√	√	√
浴室 1 Bathroom 1	浴室換氣暖風機 Thermo Ventilator	樂聲牌 Panasonic	FV-40BE2H	√	√	√	√	√
浴室 2 Bathroom 2	浴室換氣暖風機 Thermo Ventilator	樂聲牌 Panasonic	FV-40BE2H	√	√	√	√	√
浴室 3 Bathroom 3	浴室換氣暖風機 Thermo Ventilator	樂聲牌 Panasonic	FV-40BE2H	√	√	√	√	√
洗手間 Lavatory	抽氣扇 Exhaust fan	GELEC	DPT 10-12B	/	/	√	√	/
雜物間 Utility Room	抽氣扇 Exhaust fan	GELEC	DPT 10-12B	√	√	/	/	√
	洗衣機 Washing Machine	Miele	WCI 660	√	√	√	/	√
	乾衣機 Dryer	Miele	TCJ 680 WP	√	√	√	/	√
	洗衣機 Washing Machine	Miele	WDB020	/	/	/	√	/
	乾衣機 Dryer	Miele	TDB120WP	/	/	/	√	/
管道 Duct Space	煤氣熱水器 Gas water heater	TGC	TRJW222TFQL	√	√	√	√	√
		TGC	RBOX16QR	/	√	/	/	√
		TGC	RBOX16QL	√	/	√	√	/

賣方承諾如期數中沒有安裝指明的品牌名稱或產品型號的升降機或設備，便會安裝品質相若的升降機或設備
The vendor undertakes that if lifts or appliances of the specified brand name or model number are not installed in the Phase, lifts or appliances of comparable quality will be installed.

備註：
1. 上表內之「/」代表「不適用」。
2. 上表內之「√」代表「提供」。

Notes:
1. The symbol "/" as shown in the above table denotes "Not applicable".
2. The symbol "√" as shown in the above table denotes "Provided".

住宅單位機電裝置數量説明表 Schedule of Mechanical & Electrical Provisions for Residential Property
洋房 House

位置 Location	外露型 Exposed Type	非外露型 Non-exposed Type	洋房 House		
			A3,A5-A11, B1-B3,B5-B12	A1, A2	A12
大門入口 Main Entrance	門鈴按鈕 Door Bell Push Button		/	/	/
	冷氣中控 Central Remote Controller		1	1	1
	門口對講機 Door Phone		1	1	1
化妝室 Powder Room		菲士供抽氣扇 Fuse spur for Exhaust Fan	1	1	1
	燈位 Lighting Point		2	2	2
		單位電插座 Single Socket Outlet	1	1	1
		菲士供照明 Fuse Spur Unit For Lighting	1	1	1
客廳/飯廳 Living Room / Dining Room	單位電插座 Single Socket Outlet		2	1	1
	雙位電插座 Twin Socket Outlet		3	2	2
	單位電插座(連USB接口) Single Socket Outlet (With USB Port)		1	1	1
	電話接駁點 Telephone Connection Point		3	2	2
	電視 / 電台天線接駁點 TV/ FM Connection Point		3	2	2
	數據接駁點 Data Connection Point		2	2	2
	燈位 Lighting Point		10	8	8
	燈掣 Lighting Switch		10	11	11
	設備開關 (供廚房抽氣扇) Equipment Switch (For Kitchan Exhaust Air Fan)		1	1	1
	設備開關 (供化妝室抽氣扇) Equipment Switch (For Powder Room Exhaust Air Fan)		1	1	1
		室內空調機接駁點 Connection Point for Air-Conditioner Indoor Unit	2	2	2
		菲士供室內空調機 Fuse Spur for Air-Conditioner Indoor Unit	2	2	2

備註：
1. 上表內之「/」代表「不適用」。

Notes:
1. The symbol "/" as shown in the above table denotes "Not applicable".

住宅單位機電裝置數量説明表 Schedule of Mechanical & Electrical Provisions for Residential Property
洋房 House

位置 Location	外露型 Exposed Type	非外露型 Non-exposed Type	洋房 House		
			A3,A5-A11, B1-B3,B5-B12	A1, A2	A12
客廳/飯廳 Living Room / Dining Room	門鈴 Door Bel		/	/	/
	門口對講機 Door Phone		1	1	1
	控制開關供電窗簾 Control Switch For Electrical Curtain		1	1	1
	室內空調機總控 Air-Conditioner AC Main Control Switch		1	1	1
		菲士供冷氣中控 Fuse Spur Unit For Main A/C Control	1	1	1
		菲士供照明 Fuse Spur Unit For Lighting	2	2	2
	菲士供電窗簾 Fuse Spur Unit For Electrical Curtain		4	4	4
	雙位數據插座供電窗簾 Twin Data Outlet For Electrical Curtain		2	2	2
主人睡房 Master Bedroom	單位電插座 Single Socket Outlet		1	1	1
	雙位電插座 Twin Socket Outlet		1	2	2
	單位電插座(連USB接口) Single Socket Outlet (With USB Port)		1	1	1
	電話接駁點 Telephone Connection Point		1	1	1
	電視 / 電台天線接駁點 TV Connection Point		1	1	1
	數據接駁點 Data Connection Point		1	2	2
	燈位 Lighting Point		7	8	8
	燈掣 Lighting Switch		4	4	4
	設備開關 (供主人浴室換氣暖風機) Equipment Switch (For Master Bathroom Thermo Ventilator)		1	/	/
	設備開關 (供主人浴室抽氣扇) Equipment Switch (For EAF)		/	/	/

備註：
1. 上表內之「/」代表「不適用」。

Notes:
1. The symbol "/" as shown in the above table denotes "Not applicable".

住宅單位機電裝置數量説明表 Schedule of Mechanical & Electrical Provisions for Residential Property
洋房 House

位置 Location	外露型 Exposed Type	非外露型 Non-exposed Type	洋房 House		
			A3,A5-A11, B1-B3,B5-B12	A1, A2	A12
主人睡房 Master Bedroom	控制開關供電窗簾 Control Switch For Electrical Curtain		1	1	1
		單位電插座供WIFI Single Socket Outlet for WIFI	/	1	1
		菲士供照明 Fuse Spur Unit For Lighting	2	2	2
	菲士供電窗簾 Fuse Spur Unit For Electrical Curtain		2	4	4
	雙位數據插座供電窗簾 Twin Data Outlet For Electrical Curtain		1	2	2
		菲士供室內空調機 Fuse Spur for Air-Conditioner Indoor Unit	1	2	2
		室內空調機接駁點 Connection Point for Air-Conditioner Indoor Unit	1	2	2
衣櫥間 (主人睡房) Walk-in Closet (Master Bedroom)	單位電插座 Single Socket Outlet		1	/	/
	雙位電插座 Twin Socket Outlet		/	1	1
		菲士供室內空調機 Fuse Spur for Air-Conditioner Indoor Unit	/	1	1
		室內空調機接駁點 Connection Point for Air-Conditioner Indoor Unit	/	1	1
	設備開關 (供主人浴室換氣暖風機) Equipment Switch (For Master Bathroom Thermo Ventilator)		/	1	1
	設備開關 (供主人浴室抽氣扇) Equipment Switch (For EAF)		/	1	1
	燈位 Lighting Point		1	3	3
	燈掣 Lighting Switch		1	2	2
	控制開關供電窗簾 Control Switch For Electrical Curtain		/	1	1
	菲士供電窗簾 Fuse Spur Unit For Electrical Curtain		/	2	2
	雙位數據插座供電窗簾 Twin Data Outlet For Electrical Curtain		/	1	1

備註：
1. 上表內之「/」代表「不適用」。

Notes:
1. The symbol "/" as shown in the above table denotes "Not applicable".

住宅單位機電裝置數量説明表 Schedule of Mechanical & Electrical Provisions for Residential Property
洋房 House

位置 Location	外露型 Exposed Type	非外露型 Non-exposed Type	洋房 House		
			A3,A5-A11, B1-B3,B5-B12	A1, A2	A12
露台 (主人睡房) Balcony (Master Bedroom	露台燈 Balcony Light		1	1	1
平台 (主人睡房) Flat Roof (Master Bedroom)	露台燈 Balcony Light		/	1	1
套房 1 Ensuite 1	單位電插座 Single Socket Outlet		1	1	1
	單位電插座(連USB接口) Single Socket Outlet (With USB Port)		1	1	1
	雙位電插座 Twin Socket Outlet		1	2	2
	電話接駁點 Telephone Connection Point		1	1	1
	電視 / 電台天線接駁點 TV Connection Point		1	1	1
	數據接駁點 Data Connection Point		/	/	/
	設備開關 (供浴室 1換氣暖風機) Equipment Switch (For Bathroom 1 Thermo Ventilator)		/	1	1
	燈位 Lighting Point		7	7	7
	燈掣 Lighting Switch		4	4	4
		菲士供室內空調機 Fuse Spur for Air-Conditioner Indoor Unit	1	2	2
		室內空調機接駁點 Connection Point for Air-Conditioner Indoor Unit	1	2	2
		菲士供照明 Fuse Spur Unit For Lighting	2	2	2
	控制開關供電窗簾 Control Switch For Electrical Curtain		1	1	1
	菲士供電窗簾 Fuse Spur Unit For Electrical Curtain		2	2	2
	雙位數據插座供電窗簾 Twin Data Outlet For Electrical Curtain		1	1	1

備註：
1. 上表內之「/」代表「不適用」。

Notes:
1. The symbol "/" as shown in the above table denotes "Not applicable".

住宅單位機電裝置數量説明表 Schedule of Mechanical & Electrical Provisions for Residential Property
洋房 House

位置 Location	外露型 Exposed Type	非外露型 Non-exposed Type	洋房 House		
			A3,A5-A11, B1-B3,B5-B12	A1, A2	A12
衣櫥間 (套房 1) Walk-in Closet (Ensuite 1)	單位電插座 Single Socket Outlet		1	/	/
	燈位 Lighting Point		1	/	/
	燈掣 Lighting Switch		1	/	/
	設備開關 (供浴室 1換氣暖風機) Equipment Switch (For Bathroom 1 Thermo Ventilator)		1	/	/
露台 (套房 1) Balcony (Ensuite 1)	露台燈 Balcony Light		1	1	1
套房 2 Ensuite 2	單位電插座 Single Socket Outlet		1	1	1
	雙位電插座 Twin Socket Outlet		1	1	1
	單位電插座(連USB接口) Single Socket Outlet (With USB Port)		1	1	1
	電話接駁點 Telephone Connection Point		1	1	1
	電視 / 電台天線接駁點 TV Connection Point		1	1	1
	設備開關 (供浴室 2換氣暖風機) Equipment Switch (For Bathroom 2 Thermo Ventilator)		/	1	1
	燈位 Lighting Point		7	6	6
	燈掣 Lighting Switch		3	3	3
		菲士供室內空調機 Fuse Spur for Air-Conditioner Indoor Unit	1	1	1
		室內空調機接駁點 Connection Point for Air-Conditioner Indoor Unit	1	1	1
	控制開關供電窗簾 Control Switch For Electrical Curtain		1	1	1
		菲士供照明 Fuse Spur Unit For Lighting	2	2	2
	菲士供電窗簾 Fuse Spur Unit For Electrical Curtain		2	2	2
	雙位數據插座供電窗簾 Twin Data Outlet For Electrical Curtain		1	1	1

備註：
1. 上表內之「/」代表「不適用」。

Notes:
1. The symbol "/" as shown in the above table denotes "Not applicable".

住宅單位機電裝置數量説明表 Schedule of Mechanical & Electrical Provisions for Residential Property
洋房 House

位置 Location	外露型 Exposed Type	非外露型 Non-exposed Type	洋房 House		
			A3,A5-A11, B1-B3,B5-B12	A1, A2	A12
衣櫥間 (套房 2) Walk-in Closet (Ensuite 2)	燈位 Lighting Point		2	/	/
	燈掣 Lighting Switch		1	/	/
	單位電插座 Single Socket Outlet		2	/	/
	設備開關 (供浴室 2換氣暖風機) Equipment Switch (For Bathroom 2 Thermo Ventilator)		1	/	/
平台 (套房 2) Flat Roof (Ensuite 2)	燈位 Lighting Point		/	/	/
套房 3 Ensuite 3	單位電插座 Single Socket Outlet		2	1	1
	單位電插座(連USB接口) Single Socket Outlet (With USB Port)		1	1	1
	雙位電插座 Twin Socket Outlet		1	1	1
	電話接駁點 Telephone Connection Point		1	1	1
	電視 / 電台天線接駁點 TV Connection Point		1	1	1
	設備開關 (供浴室 3換氣暖風機) Equipment Switch (For Bathroom 3 Thermo Ventilator)		1	1	1
	燈位 Lighting Point		7	6	6
	燈掣 Lighting Switch		3	3	3
		菲士供室內空調機 Fuse Spur for Air-Conditioner Indoor Unit	1	1	1
		室內空調機接駁點 Connection Point for Air-Conditioner Indoor Unit	1	1	1
	控制開關供電窗簾 Control Switch For Electrical Curtain		1	1	1
		菲士供照明 Fuse Spur Unit For Lighting	2	2	2
	菲士供電窗簾 Fuse Spur Unit For Electrical Curtain		2	2	2
	雙位數據插座供電窗簾 Twin Data Outlet For Electrical Curtain		1	1	1

備註：
1. 上表內之「/」代表「不適用」。

Notes:
1. The symbol "/" as shown in the above table denotes "Not applicable".

住宅單位機電裝置數量説明表 Schedule of Mechanical & Electrical Provisions for Residential Property
洋房 House

位置 Location	外露型 Exposed Type	非外露型 Non-exposed Type	洋房 House		
			A3,A5-A11, B1-B3,B5-B12	A1, A2	A12
睡房 Bedroom	單位電插座 Single Socket Outlet		/	1	/
	雙位電插座 Twin Socket Outlet		/	2	/
	電話接駁點 Telephone Connection Point		/	1	/
	電視 / 電台天線接駁點 TV Connection Point		/	1	/
	燈位 Lighting Point		/	5	/
	燈掣 Lighting Switch		/	1	/
		菲士供室內空調機 Fuse Spur for Air-Conditioner Indoor Unit	/	1	/
		室內空調機接駁點 Connection Point for Air-Conditioner Indoor Unit	/	1	/
	控制開關供電窗簾 Control Switch For Electrical Curtain		/	1	/
		菲士供照明 Fuse Spur Unit For Lighting	/	2	/
	菲士供電窗簾 Fuse Spur Unit For Electrical Curtain		/	2	/
	雙位數據插座供電窗簾 Twin Data Outlet For Electrical Curtain		/	1	/

備註：
1. 上表內之「/」代表「不適用」。

Notes:
1. The symbol "/" as shown in the above table denotes "Not applicable".

住宅單位機電裝置數量説明表 Schedule of Mechanical & Electrical Provisions for Residential Property
洋房 House

位置 Location	外露型 Exposed Type	非外露型 Non-exposed Type	洋房 House		
			A3,A5-A11, B1-B3,B5-B12	A1, A2	A12
書房 Study	單位電插座 Single Socket Outlet		/	/	1
	雙位電插座 Twin Socket Outlet		/	/	2
	電話接駁點 Telephone Connection Point		/	/	1
	電視 / 電台天線接駁點 TV Connection Point		/	/	1
	燈位 Lighting Point		/	/	5
	燈掣 Lighting Switch		/	/	1
		菲士供室內空調機 Fuse Spur for Air-Conditioner Indoor Unit	/	/	1
		室內空調機接駁點 Connection Point for Air-Conditioner Indoor Unit	/	/	1
	控制開關供電窗簾 Control Switch For Electrical Curtain		/	/	1
		菲士供照明 Fuse Spur Unit For Lighting	/	/	2
	菲士供電窗簾 Fuse Spur Unit For Electrical Curtain		/	/	2
	雙位數據插座供電窗簾 Twin Data Outlet For Electrical Curtain		/	/	1

備註：
1. 上表內之「/」代表「不適用」。

Notes:
1. The symbol "/" as shown in the above table denotes "Not applicable".

住宅單位機電裝置數量説明表 Schedule of Mechanical & Electrical Provisions for Residential Property
洋房 House

位置 Location	外露型 Exposed Type	非外露型 Non-exposed Type	洋房 House		
			A3,A5-A11, B1-B3,B5-B12	A1, A2	A12
廚房 Kitchen	單位電插座 Single Socket Outlet		/	/	/
	雙位電插座 Twin Socket Outlet		3	3	3
	燈位 Lighting Point		6	3	3
		菲士供室內空調機 Fuse Spur for Air-Conditioner Indoor Unit	1	1	1
		室內空調機接駁點 Connection Point for Air-Conditioner Indoor Unit	1	1	1
		設備開關制供廚房設備 Equipment Switch For Kitchen Appliances	2	2	2
		菲士供照明 Fuse Spur Unit For Lighting	2	4	4
		煤氣錶 Gas Meter	1	1	1
		設備開關 (供煤氣熱水器) Equipment Switch (For Gas Heater)	3	3	3
		菲士供煤氣熱水爐 Fuse Spur Unit for Gas Water Heater	1	1	1
		菲士供抽氣扇 Fuse Spur Unit for Exhaust Fan	1	1	1
		單位電插座供廚房家用電器 Single Socket Outlet for Kitchen Appliances	8	8	8
		雙位電插座供廚房家用電器 Twin Socket Outlet for Kitchen Appliances	/	1	1
		洗碗機接駁點(來水位直徑為22毫米) Dish Washer Connection Point (Water Inlet of a design of 22mm in diameter)	1	1	1
		洗碗機接駁點(排水位直徑為40毫米) Dish Washer Connection Point (Water Outlet of a design of 40mm in diameter)	1	1	1

備註：
1. 上表內之「/」代表「不適用」。

Notes:
1. The symbol "/" as shown in the above table denotes "Not applicable".

住宅單位機電裝置數量説明表 Schedule of Mechanical & Electrical Provisions for Residential Property
洋房 House

位置 Location	外露型 Exposed Type	非外露型 Non-exposed Type	洋房 House		
			A3,A5-A11, B1-B3,B5-B12	A1, A2	A12
主人浴室 Main Bathroom	燈位 Lighting Point		7	4	4
		單位電插座(連USB接口) Single Socket Outlet (With USB Port)	2	2	2
		菲士供室內空調機 Fuse Spur for Air-Conditioner Indoor Unit	1	/	/
		室內空調機接駁點 Connection Point for Air-Conditioner Indoor Unit	1	/	/
		單位電插座 Single Socket Outlet	2	2	2
		菲士供鏡櫃內照明 Fuse Spur Unit For Lighting inside cabinet	1	1	1
		菲士供照明 Fuse Spur Unit For Lighting	1	2	2
		換氣暖風機電接駁點 Collection Unit for Thermo Ventilator	1	1	1
		菲士供換氣暖風機 Fuse Spur Unit for Thermo Ventilator	1	1	1
		菲士供抽氣扇 Fuse Spur Unit for Exhaust Fan	/	1	1
		菲士供除霧器及鏡櫃燈 Fuse Spur Unit for defrogger and light inside mirror cabinet	1	1	1

備註：
1. 上表內之「/」代表「不適用」。

Notes:
1. The symbol "/" as shown in the above table denotes "Not applicable".

住宅單位機電裝置數量説明表 Schedule of Mechanical & Electrical Provisions for Residential Property
洋房 House

位置 Location	外露型 Exposed Type	非外露型 Non-exposed Type	洋房 House		
			A3,A5-A11, B1-B3,B5-B12	A1, A2	A12
浴室 1 Bathroom 1	燈位 Lighting Point		4	4	4
		單位電插座 Single Socket Outlet	1	1	1
		菲士供鏡櫃內照明 Fuse Spur Unit For Lighting inside cabinet	1	1	1
		菲士供照明 Fuse Spur Unit For Lighting	1	1	1
		換氣暖風機電接駁點 Collection Unit for Thermo Ventilator	1	1	1
		菲士供換氣暖風機 Fuse Spur Unit for Thermo Ventilator	1	1	1
		菲士供除霧器及鏡櫃燈 Fuse Spur Unit for defrogger and light inside mirror cabinet	1	1	1
浴室 2 Bathroom 2	燈位 Lighting Point		4	4	4
		單位電插座 Single Socket Outlet	1	1	1
		菲士供鏡櫃內照明 Fuse Spur Unit For Lighting inside cabinet	1	1	1
		菲士供照明 Fuse Spur Unit For Lighting	1	1	1
		換氣暖風機電接駁點 Collection Unit for Thermo Ventilator	1	1	1
		菲士供換氣暖風機 Fuse Spur Unit for Thermo Ventilator	1	1	1
		菲士供除霧器及鏡櫃燈 Fuse Spur Unit for defrogger and light inside mirror cabinet	1	1	1

備註：
1. 上表內之「/」代表「不適用」。

Notes:
1. The symbol "/" as shown in the above table denotes "Not applicable".

住宅單位機電裝置數量説明表 Schedule of Mechanical & Electrical Provisions for Residential Property
洋房 House

位置 Location	外露型 Exposed Type	非外露型 Non-exposed Type	洋房 House		
			A3,A5-A11, B1-B3,B5-B12	A1, A2	A12
浴室 3 Bathroom 3	燈位 Lighting Point		4	4	4
		單位電插座 Single Socket Outlet	1	1	1
		菲士供鏡櫃內照明 Fuse Spur Unit For Lighting inside cabinet	1	1	1
		菲士供照明 Fuse Spur Unit For Lighting	1	1	1
		換氣暖風機電接駁點 Collection Unit for Thermo Ventilator	1	1	1
		菲士供換氣暖風機 Fuse Spur Unit for Thermo Ventilator	1	1	1
		菲士供除霧器 Fuse Spur Unit for defrogger	1	1	1
洗手間 Lavatory	燈位 Lighting Point		1	1	1
		菲士供鏡櫃內照明 Fuse Spur Unit For Lighting inside cabinet	1	1	1
		菲士供抽氣扇 Fuse Spur Unit for EAF	1	1	1
屋頂 Roof	燈位 Lighting Point		6	4	4
	單位電插座 Single Socket Outlet		4	3	3
		菲士供煤氣熱水爐 Fuse Spur Unit for Gas Water Heater	2	2	2
樓梯 Staircase	燈位 Lighting Point		16	16	16
	燈掣 Lighting Switch		3	5	5
		菲士供室內空調機 Fuse Spur Unit for Air-Conditioner Indoor Unit	1	1	1

備註：
1. 上表內之「/」代表「不適用」。

Notes:
1. The symbol "/" as shown in the above table denotes "Not applicable".

住宅單位機電裝置數量説明表 Schedule of Mechanical & Electrical Provisions for Residential Property
洋房 House

位置 Location	外露型 Exposed Type	非外露型 Non-exposed Type	洋房 House		
			A3,A5-A11, B1-B3,B5-B12	A1, A2	A12
花園 Garden	燈位 Lighting Point		A3:9 ; A5:14 ; A6:20 A7:26 ; A8:22 ; A9:16 A10:11 ; A11:8 ; B1:8 B2:15 ; B3:15 ; B5:13 B6:12 ; B7:12 ; B8:11 B9:11 ; B10:12 ; B11:13	A1:6 ; A2:9	6
	單位電插座 Single Socket Outlet		1	1	1
雜物間 Utility Room	燈位 Lighting Point		2	2	2
	燈掣 Lighting Switch		1	1	1
	單位電插座 Single Socket Outlet		1	1	1
	單位電插座供廚房家用電器 Single Socket Outlet for Kitchen Appliances		2	2	2
	設備開關 (供洗手間抽氣扇) Equipment Switch (For Lavatory Exhaust Air Fan)		1	1	1
		菲士供室內空調機 Fuse Spur Unit for Air-Conditioner Indoor Unit	1	1	1
	總電掣箱 (三相) Miniature Circuit Breakers Board (Three phase)		1	1	1
		菲士供家居設備 Fuse Spur Unit For Home Equipment	1	1	1

備註：
1. 上表內之「/」代表「不適用」。

Notes:
1. The symbol "/" as shown in the above table denotes "Not applicable".

住宅單位機電裝置數量説明表 Schedule of Mechanical & Electrical Provisions for Residential Property
洋房 House

位置 Location	外露型 Exposed Type	非外露型 Non-exposed Type	洋房 House		
			A3,A5-A11, B1-B3,B5-B12	A1, A2	A12
停車場 Carpark	單位電插座供電車充電器 Single Socket Outlet for EV charger		2	2	2
	燈位 Lighting Point		9	13	13
	照明感應器 Occupancy Sensor		1	1	1
上層天台 Upper Roof	室外空調機接駁點 Connection Point for Air-Conditioner Outdoor Unit		2	2	2
走廊 Corridor	燈位 Lighting Point		4	5	5
	燈掣 Lighting Switch		4	1	1
	單位電插座 Single Socket Outlet		2	2	2
		菲士供家居設備 Fuse Spur Unit For Home Equipment	2	2	2
		智能家居控制面板 HA Panel	2	2	2
		單位電插座供WIFI Single Socket Outlet for WIFI	2	1	1

備註：
1. 上表內之「/」代表「不適用」。

Notes:
1. The symbol "/" as shown in the above table denotes "Not applicable".

23 服務協議
SERVICE AGREEMENTS

1. 食水及沖廁水由水務署供應。
2. 電力由中華電力有限公司供應。
3. 煤氣由香港中華煤氣有限公司供應。

1. Potable and flushing water is supplied by Water Supplies Department.
2. Electricity is supplied by CLP Power Hong Kong Limited.
3. Towngas is supplied by The Hong Kong and China Gas Company Limited.

24 地税
GOVERNMENT RENT

賣方(擁有人)有法律責任繳付有關住宅物業的地税直至並包括住宅物業的買賣成交日期為止。

The vendor (the owner) is liable for the Government rent in respect of the residential property up to and including the date of completion of the sale and purchase of the residential property.

25 買方的雜項付款
MISCELLANEOUS PAYMENTS BY PURCHASER

1. 在向買方交付住宅物業在空置情況下的管有權時，買方須負責向擁有人補還水、電力及氣體的按金。
2. 在交付時，買方無須向擁有人支付清理廢料的費用。
3. 水、電力及氣體的按金及清理廢料的費用的款額在售樓説明書的印製日期尚未確定。

1. On the delivery of the vacant possession of the residential property to the purchaser, the purchaser is liable to reimburse the owner for the deposits for water, electricity and gas.
2. On that delivery, the purchaser is not liable to pay to the owner a debris removal fee.
3. The amount of the deposits for water, electricity and gas and debris removal fee is yet to be ascertained at the date on which the sales brochure is printed.

備註：
在交付時，買方須向期數的管理人支付清理廢料的費用。

Note:
On that delivery, the purchaser is liable to pay to the manager of the Phase a debris removal fee.

26 欠妥之處的保養責任期
DEFECT LIABILITY WARRANTY PERIOD

根據買賣合約的規定，凡售出的物業或在買賣合約內列出而在物業內提供的裝置、裝修物料或設備有欠妥之處，而該欠妥之處並非由買方的行為或疏忽所造成，則在買賣成交日期起計的6個月內，賣方在收到買方送達的書面通知後，須在合理地切實可行的範圍內，盡快自費作出補救。

As provided in the agreement for sale and purchase, the vendor shall, at its own cost and as soon as reasonably practicable after receipt of a written notice served by the purchaser within 6 months after the date of completion of the sale and purchase, remedy any defects to the property sold, or the fittings, finishes or appliances provided in the property as set out in the agreement for sale and purchase, caused otherwise than by the act or neglect of the purchaser.

27 斜坡維修
MAINTENANCE OF SLOPES

1. 批地文件規定，期數中的住宅物業的擁有人須自費維修任何斜坡。

2. 批地文件特別條件第(34)條規定: -

「(a) 如任何土地被或已經被削去、移除或向後退入，或在任何土地上進行任何連續伸延或填充或任何類型的斜坡處理工程，不論是否事先獲得署長書面同意，亦不論是在該地段內或是在任何政府土地上進行，其目的是為了或是與構成、平整或開發該地段或其任何部分有關，或是與買方根據本批地條件的規定而須進行的任何其他工程有關，或是為了任何其他目的，買方須自費進行及修建該等斜坡處理工程、護土牆或其他支撐物、保護、排水或輔助工程，或將會或可能以後或從今以後的任何時間必須保護及支撐該地段內的土地及任何毗鄰或毗連政府土地或出租土地，並排除及防止從今以後發生任何滑土、山泥傾瀉或地面下陷。買方須在特此同意授予的批租年期內的任何時間自費維修該片土地、斜坡處理工程、護土牆或其他支撐物、保護、排水或輔助或其他工程，並使其處於良好及修繕妥當的狀態，須至令署長滿意。

(b) 本特別條件(a)分條不影響根據本批地條件(特別是本批地條件特別條件第(33)條)賦予政府的權利。

(c) 倘若由任何構成、平整、開發，或買方進行的其他工程，或是任何其他原因而在任何時候導致或引起任何滑土、山泥傾瀉或地面下陷，不論在該地段內發生，或來自該地段的任何土地，或來自任何毗鄰或毗連政府土地或出租土地，買方須自費將該土地恢復原狀及使其處於修理妥善的狀態，須至令署長滿意，並須向政府、其代理人及承建商通過或因上述滑土、山泥傾瀉或地面下陷而將會或可能造成、承受或招致的一切任何形式的費用、收費、損害賠償、要求及索償而作出彌償。

(d) 除了因違反本批地條件的任何一條所規定的任何其他權利或濟助外，署長有權發出書面通知，要求買方進行、修建及維修該土地、斜坡處理工程、護土牆或其他支撐物、保護及排水或輔助或其他工程，或將任何滑土、山泥傾瀉或地面下陷恢復原狀及使其修理妥善。如買方疏忽，或沒有在該通知所指定的時間內符合該通知的要求，須至令署長滿意，署長可立即執行及進行任何必要的工程，而買方須在要求時向政府償還因此而產生的費用，連同任何行政費或專業費用及開支。」

3. 批地文件特別條件第(37)條規定: -

「(a) 買方須在附於本批地文件的圖則以綠色加黑色斜線顯示的區域(在下文以「**綠色加黑色斜線區域**」提述)上自費進行及完成岩土勘測及斜坡處理工程、防止山泥傾瀉工程、緩解工程及補救工程，在各方面須至令署長滿意，並在署長的絕對酌情下，可要求買方在特此同意授予的批租年期內的任何時間自費維修綠色加黑色斜線區域，當中包括在該區域之內及之上的所有土地、斜坡處理工程、擋土構築物、排水及任何其他工程，使其處於良好及修繕妥當的狀態，並在各方面須至令署長滿意。倘若在特此同意授予的批租年期內的任何時間，在綠色加黑色斜線區域內或其任何部分發生任何山泥傾瀉、地面下陷或滑土，買方須自費將該土地，連同任何署長認為(而署長就此作出的決定將為最終決定，並對買方構成約束力)受影響的毗鄰或毗連區域恢復原狀，並使其修理妥善，須至令署長滿意。買方須向政府、其代理人及承建商因上述滑土、山泥傾瀉或地面下陷而招致的一切任何形式的索償、法律程序、費用、損害賠償及收費作出彌償。買方亦須確保在任何時間在綠色加黑色斜線區域內不得有非法挖掘工程或傾倒。如獲得署長的事先書面批准，買方可在綠色加黑色斜線區域內豎設圍欄或其他欄障，以防止該等非法挖掘工程或傾倒。除了政府因本批地條件有任何違反而享有的任何其他權利或濟助外，署長有權在任何時間發出書面通知，要求買方進行岩土勘測、斜坡處理工程、防止山泥傾瀉工程、緩解工程及補救工程，並且維修受山泥傾瀉、地面下陷或滑土影響的任何土地、結構或工程，使其恢復原狀及修理妥善。如買方疏忽，或沒有在該通知所指定的時間內符合該通知的要求，並在各方面須至令署長滿意，署長可在該指明時間到期後，執行及進行必要的工程，而買方須在要求時向政府償還因此而產生的費用。

(b) 為免生疑問及不限制本特別條件(a)分條的規定，除非獲得署長的事先書面批准，買方不得在綠色加黑色斜線區域上或在其任何一個或多個部分進行任何工程，包括但不限於事先岩土勘測、斜坡處理工程、防止山泥傾瀉工程、緩解工程及補救工程，以及維修工程。

(c) 儘管有本特別條件(a)分條的規定，根據本特別條件，買方就綠色加黑色斜線區域或在其任何一個或多個部分的義務及權利須自政府向買方發出通知以生效而絕對定斷。買方不得因該定斷結果以致承受任何損失、損害賠償、妨擾或騷擾，或招致費用而向政府或署長或其獲授權人員提出任何形式的索償。但該定斷並不限制政府在先前的違反、不履行或不遵守本特別條件(a)分條下的任何權利或補救。」

4. 每名擁有人均須分擔維修工程的費用。

5. 在發展項目所位於的土地範圍內或之外的已建造或將會建造的斜坡及任何護土牆或相關構築物，只為識別目的而顯示在附於主公契及管理協議(「公契」)的圖則已在本部分的最後部分列出。

6. 擁有人已承諾擁有人自費就發展項目維修任何斜坡

   不適用。

7. 根據公契，發展項目的管理人獲擁有人授權進行斜坡及護土牆維修工程。

備註：
根據公契，發展項目的所有擁有人均須分擔斜坡維修及護土牆維修工程的費用。

27 斜坡維修
MAINTENANCE OF SLOPES

1. The Land Grant requires the owners of the residential properties in the Phase to maintain any slope at their own cost.

2. Special Condition No. (34) of the Land Grant stipulates that: -

   "(a) Where there is or has been any cutting away, removal or setting back of any land, or any building-up or filling-in or any slope treatment works of any kind whatsoever, whether with or without the prior written consent of the Director, either within the lot or on any Government land, which is or was done for the purpose of or in connection with the formation, levelling or development of the lot or any part thereof or any other works required to be done by the Purchaser under these Conditions, or for any other purpose, the Purchaser shall at his own expense carry out and construct such slope treatment works, retaining walls or other support, protection, drainage or ancillary or other works as shall or may then or at any time thereafter be necessary to protect and support such land within the lot and also any adjacent or adjoining Government or leased land and to obviate and prevent any falling away, landslip or subsidence occurring thereafter. The Purchaser shall at all times during the term hereby agreed to be granted maintain at his own expense the said land, slope treatment works, retaining walls or other support, protection, drainage or ancillary or other works in good and substantial repair and condition to the satisfaction of the Director.

   (b) Nothing in sub-clause (a) of this Special Condition shall prejudice the Government's rights under these Conditions, in particular Special Condition No. (33) hereof.

   (c) In the event that as a result of or arising out of any formation, levelling, development or other works done by the Purchaser or owing to any other reason, any falling away, landslip or subsidence occurs at any time, whether in or from any land, within the lot or from any adjacent or adjoining Government or leased land, the Purchaser shall at his own expense reinstate and make good the same to the satisfaction of the Director and shall indemnify the Government, its agents and contractors from and against all costs, charges, damages, demands and claims whatsoever which shall or may be made, suffered or incurred through or by reason of such falling away, landslip or subsidence.

   (d) In addition to any other rights or remedies herein provided for breach of any of these Conditions, the Director shall be entitled by notice in writing to call upon the Purchaser to carry out, construct and maintain the said land, slope treatment works, retaining walls, or other support, protection, and drainage or ancillary or other works or to reinstate and make good any falling away, landslip or subsidence, and if the Purchaser shall neglect or fail to comply with the notice to the satisfaction of the Director within the period specified therein, the Director may forthwith execute and carry out any necessary works and the Purchaser shall on demand repay to the Government the cost thereof, together with any administrative or professional fees and charges."

3. Special Condition No. (37) of the Land Grant stipulates that: -

   "(a) The Purchaser shall at his own expense carry out and complete in all respects to the satisfaction of the Director such geotechnical investigations and such slope treatment, landslide preventive, mitigation and remedial works on the area shown coloured green hatched black on the plan annexed hereto (hereinafter referred to as **"the Green Hatched Black Area"**) as the Director in his absolute discretion may require, and shall at all times during the term hereby agreed to be granted, at his own expense and in all respects to the satisfaction of the Director maintain the Green Hatched Black Area including all land, slope treatment works, earth-retaining structures, drainage and any other works therein and thereon in good and substantial repair and condition. In the event that any landslip, subsidence or falling away occurs within the Green Hatched Black Area or any part thereof at any time during the term hereby agreed to be granted, the Purchaser shall at his own expense reinstate and make good the same to the satisfaction of the Director together with any adjacent or adjoining areas which, in the opinion of the Director (whose decision shall be final and binding on the Purchaser), have also been affected. The Purchaser shall indemnify the Government, its agents and contractors from and against all claims, proceedings, costs, damages and expenses whatsoever incurred by reason of such landslip, subsidence or falling away. The Purchaser shall ensure at all times that there shall be no illegal excavation or dumping on the Green Hatched Black Area and, subject to the prior written approval of the Director, the Purchaser may erect fences or other barriers on the Green Hatched Black Area for the prevention of such illegal excavation or dumping. In addition to any other rights or remedies the Government may have in respect of any breach of these Conditions, the Director may at any time by notice in writing call upon the Purchaser to carry out such geotechnical investigations, slope treatment, landslip preventive, mitigation and remedial works and to maintain, reinstate and make good any land, structure or works affected by such landslip, subsidence or falling away, and if the Purchaser shall neglect or fail to comply with such notice in all respects to the satisfaction of the Director within the period specified therein, the Director may, after the expiry of such period, execute and carry out the required works and the Purchaser shall on demand repay to the Government the cost thereof.

   (b) For the avoidance of doubt and without prejudice to the provisions of sub-clause (a) of this Special Condition, the Purchaser shall not carry out any works including but not limited to geotechnical investigations, slope treatment, landslip preventive, mitigation and remedial works, and maintenance works on the Green Hatched Black Area or any part or parts thereof without the prior written approval of the Director.

   (c) Notwithstanding sub-clause (a) of this Special Condition, the obligations and rights of the Purchaser in respect of the Green Hatched Black Area or any part or parts thereof under this Special Condition shall absolutely determine upon the Government giving to the Purchaser notice to that effect, and no claim whatsoever shall be made against the Government or the Director or his duly authorized officers by the Purchaser in respect of any loss, damage, nuisance or disturbance suffered or any expense incurred as a result of such determination. However, such determination shall be without prejudice to any rights or remedies of the Government in respect of any antecedent breach, non-performance or non-observance of sub-clause (a) of this Special Condition."

4. Each of the owners is obliged to contribute towards the costs of the maintenance work.

5. The plan annexed to the Principal Deed of Mutual Covenant Incorporating Management Agreement (the "DMC"), for identification purpose only, showing the slopes and any retaining wall or related structures constructed, or to be constructed, within or outside the land on which the Development is situated is set out at the end of this section.

6. The owner's undertaking to maintain any slope in relation to the Development at that owner's own costs

   Not applicable.

7. Under the DMC, the manager of the Development has the owners' authority to carry out the maintenance work.

Note:
Under the DMC, all owners of the Development are obliged to contribute towards the costs of the maintenance work of the slope and retaining wall.

27 斜坡維修
MAINTENANCE OF SLOPES

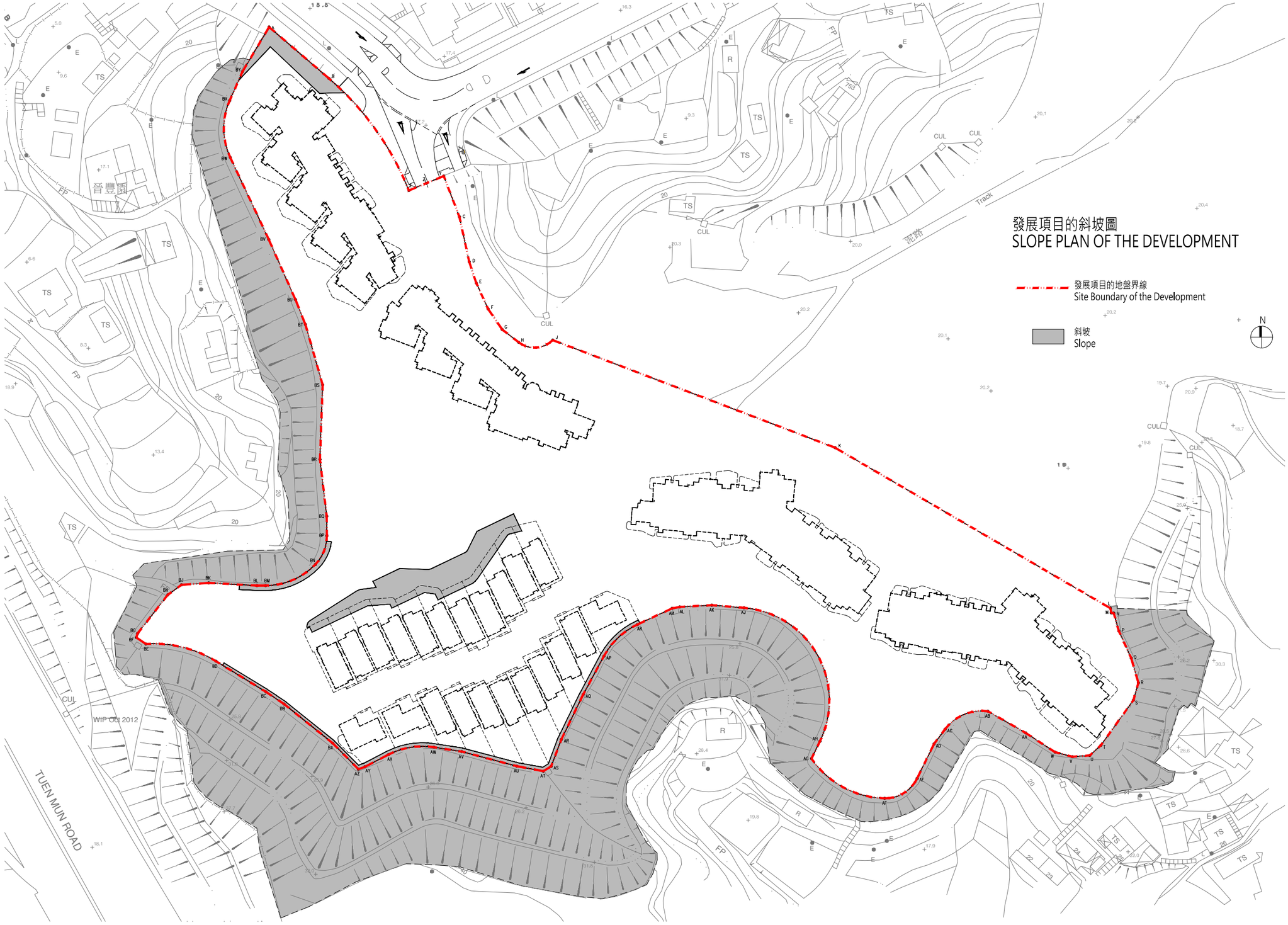

28 修訂
MODIFICATION

不適用。

Not applicable.

A. 噪音緩解措施

1. 批地文件特別條件第(41)條規定須向地政總署署長就發展項目遞交噪音影響評估(「噪音影響評估」)審批。

2. 屯門地政專員在日期為2017年4月10日的信函中，提出當噪音影響評估報告所建議的噪音緩解措施已加入在為取得屋宇署批准而遞交的建築圖則申請內，環境保護署署長將考慮接納噪音影響評估報告。

3. 根據噪音影響評估報告，在期數內將興建或安裝若干噪音緩解措施，該等噪音緩解措施在以下「噪音緩解措施附表」列出，詳情可參閱噪音影響評估報告。

4. 噪音緩解措施附表

座數	樓層	單位	隔音鰭片	*隔音窗户(吊窗類別)	^露台(非為通風而設)	隔音露台
第1座	3樓、5樓至12樓、15樓至22樓	A	不適用	客廳 主人睡房 睡房1 睡房2	客廳	不適用
	3樓、5樓至12樓、15樓至22樓	B	不適用	客廳 主人睡房 睡房1 睡房2	客廳	不適用
	3樓、5樓至12樓、15樓至22樓	C	不適用	客廳 主人睡房 睡房1	不適用	不適用
	地下至3樓、5樓至12樓、15樓至22樓	D	主人房	不適用	不適用	不適用
	地下至3樓、5樓至12樓、15樓至22樓	E	主人房	不適用	不適用	不適用
第1A座	5樓至12樓、15樓至22樓	A	不適用	客廳 主人睡房 睡房1 睡房2	客廳	不適用
	5樓至12樓、15樓至22樓	B	不適用	客廳 主人睡房 睡房1 睡房2	客廳	不適用
第2座	8樓至12樓、15樓至22樓	A	不適用	客廳 主人睡房 睡房1 睡房2	客廳	不適用
	7樓至12樓、15樓至22樓	B	不適用	客廳 主人睡房 睡房1 睡房2	客廳	不適用
	7樓至12樓、15樓至22樓	C	不適用	客廳 主人睡房 睡房1 睡房2	客廳	不適用
第2A座	2樓至3樓、5樓至7樓	A	主人睡房	不適用	不適用	不適用
	8樓至12樓、15樓至22樓	A	主人睡房	客廳 主人睡房 睡房1 睡房2	客廳	不適用
	2樓至3樓、5樓至12樓、15樓至16樓	B	客廳	不適用	不適用	不適用
	17樓至22樓	B	客廳	客廳 主人睡房	不適用	不適用
	2樓至3樓、5樓至12樓、15樓至16樓	C	主人睡房	不適用	不適用	不適用
	17樓	C	主人睡房	客廳 睡房1	不適用	不適用
	18樓至22樓	C	主人睡房	客廳 睡房1	不適用	客廳

* 隔音窗户(吊窗類別)由以下部分組成：(a)為通風而設、以微穿孔吸收材料築砌向內襯層、在水平鰭片；上面的吊窗；(b)水平隔音鰭片；(c)在吊窗後面的室內隔音物料的窗簾盒；及(d)在水平隔音鰭片之下的固定窗。

^ 在露台的開啟部分並非為通風目的而設。

5. 主公契及管理協議(「公契」)第IV部第4.6(u)條規定: -

「4.6 每年的財政預算須涵蓋公用地方與設施、綠色區域、綠色區域構築物、綠色加紅色邊線區域通道構築物、綠色加黑色斜線區域及棕色加紅色邊線區域的管理開支，包括但不限制前文的概括性的原則下：-

…

(u) 為控制、運作、管理、檢查、修理、替換及維修構成公用地方與設施一部分的噪音緩解措施的費用及收費；」。

6. 公契第V部第5.1(ddd)條規定: -

「5.1 除《建築物管理條例》、政府地契、本公契及任何副公契的條文另有規定外，自本公契的日期起計首兩(2)年，管理人須承擔該土地及發展項目的管理，直至根據本公契第4.1條的規定終止為止。另外，每位擁有人在此不可撤回地委任管理人作為所有擁有人的代理人，按照本公契及任何副公契的條文妥為授權處理有關公用地方與設施的任何事宜。除《建築物管理條例》的條文另有規定外，管理人有權代表所有擁有人，按照本公契及任何副公契的條文行事。除了在本公契及任何副公契明確規定的其他權力外，管理人有權作出必須或利便管理該土地及發展項目或與之有關的所有行為及事宜，特別包括但在任何方面不限制前文的概括性的原則下：-

…

(ddd) 檢查、清潔、維修、保養、取代或恢復原狀、控制、運作、財務上支持及維持構成公用地方與設施一部分的噪音緩解措施。」

7. 公契第X部第10.17條規定: -

「10.17 (a) 部分噪音緩解措施安裝在及/或附屬於若干住宅單位，並構成該等住宅單位的一部分。該等噪音緩解措施的詳情及位置在噪音影響評估附錄6列出。

(b) 禁止改動或干預該等噪音緩解措施(按照下述(c)分條為保養、替換或維修該等噪音緩解措施除外)。

(c) 保養、替換或維修構成任何住宅單位一部分的該等噪音緩解措施須由該等住宅單位的相關擁有人按照管理人批准的標準進行，該等住宅單位的擁有人須使用管理人所批准就此有關的物料。

(d) 首名擁有人須在本公契的日期起計一個月內，把噪音影響評估的副本存放在發展項目的所有管理處，免費供擁有人及管理人參考。擁有人可自費及在支付合理的費用後，複印噪音影響評估。所有收取的費用將撥入特別基金。」

B. 吊船操作

1. 在管理人安排為住宅公用地方與設施(在公契內定義)及/或住宅大樓公用地方與設施(在公契內定義)的所有或任何部分進行定期及特別安排的檢查、重建、修理、翻新、維修、清潔、油漆或裝飾期間，吊船將會在住宅單位(在公契內定義)的平台及/或天台，或在平台及/或天台的護牆，或在花園上操作及暫時停留及/或在其空中部分操作及暫時停留。

2. 根據公契，管理人有通行權及在住宅單位的平台及/或天台，或在平台護牆及/或天台的護牆，或在花園的空中部分操作吊船，以供檢查、重建、修理、翻新、維修、清潔、油漆或裝飾住宅公用地方與設施及/或住宅大樓公用地方與設施所有或任何部分。

C. 安裝在分隔圍牆頂部的雨水管

有一條用於公用地方與設施(在公契內定義)的雨水管將安裝在發展項目第1座地下E室及F室的分隔圍牆的頂部。

D. 避雷針及公共天線廣播分配系統

1. 以下設施裝置在發展項目以下指定地點：-

設施的種類	指定的地點
避雷針	第1座頂層天台及第1A座頂層天台
	第2座頂層天台及第2A座頂層天台
	第3座天台及第3A座天台
	第3座頂層天台及第3A座頂層天台
	第5座頂層天台及第5A座頂層天台
	發展項目西南面的花槽#
公共天線廣播分配系統	碟形衛星天線及天線裝置在第3座天台及3A座天台

就發展項目西南面的花槽上的避雷針的大約位置，請參閱本售樓説明書第22頁「發展項目的布局圖」。

2. 避雷針及碟形衛星天線及天線的存在可能對期數部份住宅單位的享用，諸如景觀及對周邊環境的其他方面造成影響。

E. 污水影響評估

1. 批地文件特別條件第(43)條規定須向地政總署署長遞交發展項目的污水影響評估(「污水影響評估」)審批。

2. 屯門地政專員在日期為2016年5月18日的信函中，提出當渠務署同意污水渠接駁的裝備詳情後，環境保護署署長將考慮接納污水影響評估報告。渠務署在日期為2016年1月27日的信函中，表示他們對污水影響評估報告沒有意見。

3. 根據污水影響評估報告，用於該區的現有污水渠的容量足夠收集從發展項目產生的污水，因此無需對現有污水渠系統進行提升或改善工程。

F. 排水影響評估

1. 批地文件特別條件第(44)條規定須向地政總署署長遞交發展項目的排水影響評估(「排水影響評估」)審批。

2. 渠務署在日期為2016年5月24日的信函中，表示他們對排水影響評估報告沒有意見。

3. 排水影響評估報告述明，根據批地文件條款的規定，*「在綠色加黑色斜線區域內現有的斜坡連同U形隧道，須由發展項目按照岩土工程署的要求負責維修。在本地盤內，成為建議的發展項目一部分的排水設施須由發展項目管理維修。由於建議的排水渠為重力系統，無需設想特別的維修運作。理想是該等設施將在每年雨季開始之前作出檢查，以確保該等排水渠可以妥善運作。」*

G. 部分住宅單位附近有電力變壓房

1. 期數的住宅大樓的部分住宅單位附近有電力變壓房，就電力變壓房的大約位置，請參閱本售樓説明書第22頁「發展項目的布局圖」。

2. 電力變壓房的存在可能對期數部份住宅單位的享用，諸如噪音、熱力及對周邊環境的其他方面造成影響。

H. 泛光燈

1. 發展項目的室外游泳池周圍的燈柱安裝了泛光燈，以作日落後室外游泳池範圍的照明之用。

2. 泛光燈的照明(當開啟時)可能對發展項目住宅單位的享用，諸如景觀、光線及對周邊環境的其他方面造成影響。

I. 部分住宅大樓單位花園圍牆上有垂直綠化植物

期數部分住宅大樓單位的花園圍牆(向外的那一面)上裝設了垂直綠化植物(構成第1期住宅大樓公用地方與設施(在公契內定義)的一部分))，該等住宅大樓單位包括：-
(a) 第1座地下J單位及K單位；
(b) 第1A座地下A單位、B單位、C單位、D單位、G單位、H單位及J單位；
(c) 第3座地下H單位、J單位、K單位、L單位、M單位、N單位及P單位；
(d) 第3A座地下H單位、J單位、K單位、L單位、M單位、N單位及P單位；及
(e) 第5座地下H單位、J單位、K單位、L單位、M單位、N單位及P單位。

J. 興建發展項目第2期

在發展項目第2期興建期間，可能有特別交通安排，包括但不限於更改車輛路線，該等建築工程及特別交通安排可能對期數住宅單位的享用，諸如景觀、噪音、塵埃、暢通及對周邊環境的其他方面造成影響。

A. Noise Mitigation Measures

1. Special Condition No. (41) of the Land Grant requires that a noise impact assessment ("the NIA") for the Development shall be submitted to the Director of Lands for approval.

2. The District Lands Officer, Tuen Mun advised, via the letter dated 10 April 2017, that the Director of Environmental Protection considered the NIA report to be acceptable subject to the proposed noise mitigation measures stated in the NIA report being incorporated into the building plan submission for the approval by the Buildings Department.

3. According to the NIA report, certain noise mitigation measures will be constructed or installed in the Phase. The said noise mitigation measures are listed in "Schedule of Noise Mitigation Measures" below and are more particularly described in the NIA report.

4. Schedule of Noise Mitigation Measures

Tower	Floor	Flat	Acoustic Fin	* Acoustic Window (top-hung type)	^ Balcony (not for ventilation)	Acoustic balcony
Tower 1	3/F, 5/F-12/F, 15/F-22/F	A	N/A	Living Room Master Bedroom Bedroom 1 Bedroom 2	Living Room	N/A
	3/F, 5/F-12/F, 15/F-22/F	B	N/A	Living Room Master Bedroom Bedroom 1 Bedroom 2	Living Room	N/A
	3/F, 5/F-12/F, 15/F-22/F	C	N/A	Living Room Master Bedroom Bedroom 1	N/A	N/A
	G/F-3/F, 5/F-12/F, 15/F-22/F	D	Master Bedroom	N/A	N/A	N/A
	G/F-3/F, 5/F-12/F, 15/F-22/F	E	Master Bedroom	N/A	N/A	N/A
Tower 1A	5/F-12/F, 15/F-22/F	A	N/A	Living Room Master Bedroom Bedroom 1 Bedroom 2	Living Room	N/A
	5/F-12/F, 15/F-22/F	B	N/A	Living Room Master Bedroom Bedroom 1 Bedroom 2	Living Room	N/A
Tower 2	8/F–12/F, 15/F–22/F	A	N/A	Living Room Master Bedroom Bedroom 1 Bedroom 2	Living Room	N/A
	7/F–12/F, 15/F–22/F	B	N/A	Living Room Master Bedroom Bedroom 1 Bedroom 2	Living Room	N/A
	7/F–12/F, 15/F–22/F	C	N/A	Living Room Master Bedroom Bedroom 1 Bedroom 2	Living Room	N/A
Tower 2A	2/F–3/F, 5/F–7/F	A	Master Bedroom	N/A	N/A	N/A
	8/F–12/F, 15/F–22/F	A	Master Bedroom	Living Room Master Bedroom Bedroom 1 Bedroom 2	Living Room	N/A
	2/F-3/F, 5/F-12/F, 15/F-16/F	B	Living Room	N/A	N/A	N/A
	17/F - 22/F	B	Living Room	Living Room Master Bedroom	N/A	N/A
	2/F-3/F, 5/F-12/F, 15/F-16/F	C	Master Bedroom	N/A	N/A	N/A
	17/F	C	Master Bedroom	Living Room Bedroom 1	N/A	N/A
	18/F - 22/F	C	Master Bedroom	Living Room Bedroom 1	N/A	Living Room

* Acoustic Window (top-hung type) consists of (a) top hung window, lined with microperforated absorber (MPA) panel on the inner side, for ventilation above horizontal fin; (b) horizontal acoustic fins; (c) pelmet of acoustic material in indoor behind the top hung window; and (d) fixed window underneath the horizontal acoustic fins.

5. Clause 4.6(u) in Section IV of the Principal Deed of Mutual Covenant Incorporating Management Agreement ("the DMC") stipulates that: -

"4.6 The annual budget shall cover the Management Expenses for the Common Areas and Facilities, the Green Area, the Green Area Structures, the Green Edged Red Area Passageway Structures, the Green Hatched Black Area and the Brown Edged Red Area including without limiting the generality of the foregoing: -

…

(u) the cost and expenses for the control, operation, management, inspection, repairing, replacing and maintenance of such parts of the Noise Mitigation Measures which form part of the Common Areas and Facilities;".

6. Clause 5.1(ddd) in Section V of the DMC stipulates that: -

"5.1 Subject to the provisions of the Building Management Ordinance, the Government Grant, this Deed and any Sub-Deed(s), the management of the Land and the Development shall be undertaken by the Manager for an initial period of two (2) years from the date of this Deed and shall continue until terminated as provided under Clause 4.1 of this Deed and each Owner hereby irrevocably APPOINTS the Manager as agent for all Owners in respect of any matter concerning the Common Areas and Facilities duly authorised in accordance with the provisions of this Deed and any Sub-Deed(s) and subject to provisions of the Building Management Ordinance, the Manager has the authority to act for and on behalf of all Owners in accordance with the provisions of this Deed and any Sub-Deed(s). In addition to the other powers expressly provided in this Deed and any Sub-Deed(s), the Manager shall have authority to do all such acts and things as may be necessary or expedient for or in connection with the management of the Land and the Development including in particular but without in any way limiting the generality of the foregoing :-

…

(ddd) To inspect, clean, repair, maintain, replace or reinstate, control, operate, financially support and maintain the relevant part or parts of the Noise Mitigation Measures which form part of the Common Areas and Facilities;".

7. Clause 10.17 in Section X of the DMC stipulates that: -

"10.17 (a) Part of the Noise Mitigation Measures are installed within, at and/or appertaining certain Residential Units and form part of such Residential Units. Particulars and locations of such part of the Noise Mitigation Measures are listed in Appendix 6 of the NIA.

(b) Alteration of or tampering with such Noise Mitigation Measures (save and except for the maintenance, replacement or repair in accordance with sub-clause (c) below) is prohibited.

(c) The maintenance, replacement or repair of such Noise Mitigation Measures forming part of any Residential Units shall be made by the relevant Owners of such Residential Units in accordance with the standards as approved by the Manager. The Owners of such Residential Units shall use such materials as approved by the Manager in relation thereto.

(d) The First Owner shall deposit a copy of the NIA in all management offices of the Development within one month of the date of this Deed for reference by the Owners and the Manager free of charge. The Owners may take copies of the NIA at their own expense and upon payment of a reasonable charge. All charges received shall be credited to the Special Fund."

B. Operation of Gondola

1. During the regular and specially arranged inspection, rebuilding, repairing, renewing, maintenance, cleaning, painting or decorating all or any part of the Residential Common Areas and Facilities (as defined in the DMC) and/or the Residential Tower Common Areas and Facilities (as defined in the DMC) as arranged by the Manager, gondola will be operated over and remain temporarily over and/or on the porition of airspace above the flat roof and/or roof or the parapet walls of the flat roof and/or roof or the garden of the Residential Units (as defined in the DMC).

2. Under the DMC, the Manager shall have the right to have access to and operate the gondola over the portion of airspace above the flat roof and/or roof or the parapet walls of the flat roof and/or roof or the garden of the Residential Units for the purpose of inspecting, rebuilding, repairing, renewing, maintaining, cleaning, painting or decorating all or any part of the Residential Common Areas and Facilities or the Residential Tower Common Areas and Facilities.

C. Rainwater pipes running on top of dividing fence walls

A rainwater pipe serving the Common Areas and Facilities (as defined in the DMC) will be installed on the top of the dividing fence wall between Flat E and Flat F on G/F of Tower 1 of the Development.

D. Lightning poles and communal aerial broadcast distribution system

1. The following facilities will be installed at the locations specified below in the Development: -

Types of Facilities	Locations
Lightning pole	Top roof of Tower 1 and Tower 1A
	Top roof of Tower 2 and Tower 2A
	Roof of Tower 3 and Tower 3A
	Top roof of Tower 3 and Tower 3A
	Top roof of Tower 5 and Tower 5A
	Planter on the southwest side of the Development #
Communal aerial broadcast distribution system	Satellite dish and antenna will be located at the roof of Tower 3 and Tower 3A.

Please refer to "Layout Plan of the Development" section of this Sales Brochure on page 22 for the approximate locations of the lightning poles at the planter on the southwest side of the Development.

2. The existence of the lightning poles and the satellite dish and antenna may affect the enjoyment of some residential units in the Phase in terms of view and other aspects of the surrounding environment.

E. Sewerage Impact Assessment

1. Special Condition No. (43) of the Land Grant requires that a sewerage impact assessment ("the SIA") for the Development shall be submitted to the Director of Lands for approval.

2. The District Lands Officer, Tuen Mun advised, via the letter dated 18 May 2016, that the Director of Environmental Protection considered the SIA report to be acceptable subject to the agreement with the Drainage Services Department ("the DSD") on the engineering details of the sewer connection. The DSD advised, via the letter dated 27 January 2016, that they have no further comment on the SIA report.

3. According to the SIA report, the capacity of the existing sewers serving the area will be sufficient to cater for the sewage generation from the Development. No upgrading or improvement work of the existing sewer system will be required.

F. Drainage Impact Assessment

1. Special Condition No. (44) of the Land Grant requires that a drainage impact assessment ("the DIA") for the Development should be submitted to the Director of Lands for approval.

2. The Drainage Services Department advised, via the letter dated 24 May 2016, that they have no further comment on the DIA report.

3. The DIA report states, under the conditions of the Land Grant, *"the existing slopes together with the u-channels within the Green Hatched Black Area would be maintained by the Development, in accordance with the requirements by the Geotechnical Engineering Office. At within the Site, the drainage facilities provided as part of the proposed development will be maintained by the management of the development. As the proposed drains are gravity systems, no specific maintenance operation is envisaged. It is desirable that the facilities will be inspected annually before the commencement of the wet season to ensure that these drains can function properly".*

G. Existence of transformer rooms nearby some residential units

1. Some transformer rooms are situated nearby some residential units in the residential towers of the Phase. Please refer to "Layout Plan of the Development" section of this Sales Brochure on page 22 for the approximate locations of these transformer rooms.

2. The existence of the transformer rooms may affect the enjoyment of some residential units in the Phase in terms of noise, heat and other aspects of the surrounding environment.

H. Floodlights

1. Floodlights are installed at the top of the lamp poles around the outdoor swimming pool of the Phase for the illumination within the outdoor swimming pool area after the sunset.

2. The illumination (when in operation) of the floodlights may affect the enjoyment of some residential units in the Development in terms of view, light and other aspects of the surrounding environment.

I. Vertical greenery on fence walls enclosing gardens of some flats

Vertical greenery, which forms part of the Residential Tower Common Areas and Facilities In Phase 1 (as defined in the DMC), will be installed on the exterior surface of the fence walls enclosing the gardens of some flats in the Phase, namely: -
(a) Flats J and K on the ground floor of Tower 1;
(b) Flats A, B, C, D, G, H and J on the ground floor of Tower 1A;
(c) Flats H, J, K, L, M, N and P on the ground floor of Tower 3;
(d) Flats H, J, K, L, M, N and P on the ground floor of Tower 3A; and
(e) Flats H, J, K, L, M, N and P on the ground floor of Tower 5.

J. Construction of Phase 2 of the Development

There may be some special traffic arrangements including but not limited to the alteration of vehicular access routes during the construction of Phase 2 of the Development. Such construction works and special traffic arrangements may affect the enjoyment of the residential units of the Phase in terms of view, noise, dust, convenience and other aspects of the surrounding environment.

30 申請建築物總樓面面積寬免的資料
INFORMATION IN APPLICATION FOR CONCESSION ON GROSS FLOOR AREA OF BUILDING

獲寬免總樓面面積的設施分項

- 於印製售樓説明書前呈交予並已獲建築事務監督批准的一般建築圖則上有關總樓面面積寬免的分項的最新資料，請見下表。如印製售樓説明書時尚未呈交最終修訂圖則予建築事務監督，則有(#)號的資料可以由認可人士提供的資料作為基礎。直至最終修訂圖則於發出佔用許可證前呈交予並獲建築事務監督批准前，以下分項資料仍 可能有所修改。

根據《建築物（規劃）規例》第23(3)(b)條不計算的總樓面面積		面積 (平方米)
1. (#)	停車場及上落客貨地方（公共交通總站除外）	10794.570
2.	**機房及相類設施**	
2.1	所佔面積受相關《認可人士、註冊結構工程師及註冊岩土工程師作業備考》(《作業備考》)或規例限制的強制性設施或必要機房，例如升降機機房、電訊及廣播設備室（訊播室）、為流動通訊接達設施而設的訊播室、天台電訊設備室、中層電訊設備室、垃圾房等	952.995
2.2 (#)	所佔面積不受任何《作業備考》或規例限制的強制性設施或必要機房，例如僅由消防裝置及設備佔用的房間、電錶房、電力變壓房、食水及鹹水缸等	5655.655
2.3	非強制性或非必要機房，例如空調機房、風櫃房等	不適用
根據聯合作業備考第1及第2號提供的環保設施		
3.	露台	2268.269
4.	加闊的公用走廊及升降機大堂	472.173
5.	公用空中花園	不適用
6.	隔聲艕	944.045
7.	翼牆、捕風器及風斗	不適用
8.	非結構預製外牆	704.848
9.	工作平台	185.250
10.	隔音屏障	不適用
適意設施		
11.	管理員宿舍、供保安人員和管理處員工使用的櫃位、辦事處、貯物室、警衛室和廁所，以及業主立案法團辦事處	165.618
12.	住戶康樂設施，包括僅供康樂設施使用的中空空間、機房、游泳池的濾水機房、有蓋人行道等	2918.246

適意設施		面積 (平方米)
13.	有蓋園景區及遊樂場地	224.731
14.	橫向屏障/ 有蓋人行道及花棚	32.885
15.	擴大升降機槽	不適用
16.	煙囪管道	不適用
17.	其他非強制性或非必要機房，例如鍋爐房、衞星電視共用天線房	不適用
18. (#)	強制性設施或必要機房所需的管槽、氣槽及垂直立管	1025.441
19.	非強制性設施或非必要機房所需的管槽及氣槽	4.788
20.	環保系統及設施所需的機房、管槽及氣槽	不適用
21.	複式住宅單位及洋房的中空空間	不適用
22.	遮陽篷及反光罩	不適用
23. (#)	伸出式花槽及小型伸出物，例如空調機箱、空調機平台、窗檻及伸出的窗台	不適用
24.	《作業備考》APP-19 第3(b)及(c)段沒有涵蓋的其他伸出物，如空調機箱及空調機平台，及維修通道	不適用
其他項目		
25. (#)	庇護層，包括庇護層兼空中花園	不適用
26.	大型伸出/ 外懸設施下的有蓋地方	不適用
27.	公共交通總站	不適用
28. (#)	共用構築物及公用樓梯	不適用
29. (#)	僅供獲接納不計入總樓面面積的樓層使用的樓梯、升降機槽及垂直管道的水平面積	1283.252
30.	公眾通道	不適用
31.	有蓋的後移部分	不適用
額外總樓面面積		
32.	額外總樓面面積	不適用
根據聯合作業備考(第8號)提供的額外環保設施		
33.	採用「組裝合成」建築法的樓宇	不適用

備註： 1. 以上數字綜合發展項目第1期和第2期的資料。
2. 上述表格是根據屋宇署所發出的《認可人士、註冊結構工程師及註冊岩土工程師作業備考》 ADM-2 規定的要求而制訂的。屋宇署會按實際需要不時更改有關要求。

建築物的環境評估

發展項目的公用部分的預計能量表現或消耗

於印製售樓説明書前呈交予建築事務監督發展項目的公用部份的預計能量表現或消耗的最近期資料：

第 I 部分	
提供中央空調	否
提供具能源效益的設施	是
擬安裝的具能源效益的設施:-	高效節能照明設計，停車場配置需求控制通風，佔用感應器操控停車場照明系統。

第 II 部分：擬興建樓宇/部分樓宇預計每年能源消耗量(備註1)：-					
位置	使用有關裝置的內部樓面面積（平方米）	基線樓宇每年能源消耗量 (備註2)		擬興建樓宇每年能源消耗量	
		電力 千瓦小時/平方米/年	煤氣/石油氣 用量單位/平方米/年	電力 千瓦小時/平方米/年	煤氣/石油氣 用量單位/平方米/年
有使用中央屋宇裝備裝置(備註3)的部份	住用部份中央屋宇裝備裝置24,225	118	不適用	81	不適用
	非住用部份(平台)中央屋宇裝備裝置0	不適用	不適用	不適用	不適用

第 III 部分：以下裝置乃按機電工程署公布的相關實務守則設計：-			
裝置類型	是	否	不適用
照明裝置	√	/	/
空調裝置	√	/	/
電力裝置	√	/	/
升降機及自動梯的裝置	√	/	/
以總能源為本的方法	/	/	/

備註：
1. 一般而言，一棟樓宇的預計“每年能源消耗量”愈低，其節約能源的效益愈高。如一棟樓宇預計的“每年能源消耗量”低於該樓宇的“基線樓宇每年能源消耗量”， 則代表預計該樓宇的能源應用較其基線樓宇有效，削減幅度愈大則代表有關樓宇能源節約的效益愈高。
   預計每年能源消耗量[以耗電量(千瓦小時/平方米/年)及煤氣/石油氣消耗量(用量單位/平方米/年)計算〕，指將發展項目的每年能源消耗總量除以使用有關裝置的內部樓面面積所得出的商，其中：-
   (a) “每年能源消耗量”與新建樓宇BEAM Plus 標準（現行版本）中的「年能源消耗」具有相同涵義；及
   (b) 樓宇、空間或單位的“內部樓面面積”，指外牆及/ 或共用牆的內壁之內表面起量度出來的樓面面積。

2. “基準樓宇”與新建樓宇BEAM Plus 標準（現行版本）中的“基準建築物模式（零分標準）”具有相同涵義。

3. “中央屋宇裝備裝置”與機電工程署發出的《屋宇裝備裝置能源效益實務守則》中的涵義相同。

Breakdown of GFA Concessions Obtained for All Features

- Latest information on breakdown of GFA concessions as shown on the general building plans submitted to and approved by the Building Authority (BA) prior to the printing of the sales brochure is tabulated below. Information marked (#) may be based on information provided by the Authorized Person if the sales brochure is printed prior to submission of the final amendment plans to the BA. The breakdown of GFA concessions may be subject to further changes until final amendment plans are submitted to and approved by the BA prior to the issuance of the occupation permit for the Development.

Disregarded GFA under Building (Planning) Regulations 23(3)(b)		Area (m^2)
1. (#)	Carpark and loading/unloading area excluding public transport terminus	10794.570
2.	Plant rooms and similar services	
2.1	Mandatory feature or essential plant room, area of which is limited by respective Practice Notes for Authorized Persons, Registered Structural Engineers and Registered Geotechnical Engineers (PNAP) or regulation such as lift machine room, telecommunications and broadcasting (TBE) room, TBE room for access facilities for mobile services, rooftop telecommunications equipment room, intermediate telecommunications equipment room, refuse storage chamber, etc.	952.995
2.2 (#)	Mandatory feature or essential plant room, area of which is NOT limited by any PNAP or regulation such as room occupied solely by fire services installations (FSI) and equipment, meter room, transformer room, potable and flushing water tank, etc.	5655.655
2.3	Non-mandatory or non-essential plant room such as air-conditioning (A/C) plant room, air handling unit (AHU) room, etc.	Not Applicable
Green Features under Joint Practice Notes 1 and 2		
3.	Balcony	2268.269
4.	Wider common corridor and lift lobby	472.173
5.	Communal sky garden	Not Applicable
6.	Acoustic fin	944.045
7.	Wing wall, wind catcher and funnel	Not Applicable
8.	Non-structural prefabricated external wall	704.848
9.	Utility platform	185.250
10.	Noise barrier	Not Applicable
Amenity Features		
11.	Caretaker's quarters, counter, office, store, guard room and lavatory for watchman and management staff and owners' corporation office	165.618
12.	Residential recreational facilities including void, plant room, swimming pool filtration plant room, covered walkway, etc. serving solely the recreational facilities	2918.246

Amenity Features		Area (m^2)
13.	Covered landscaped and play area	224.731
14.	Horizontal screen/covered walkway and trellis	32.885
15.	Larger lift shaft	Not Applicable
16.	Chimney shaft	Not Applicable
17.	Other non-mandatory or non-essential plant room, such as boiler room, satellite master antenna television (SMATV) room	Not Applicable
18. (#)	Pipe duct, air duct and vertical riser for mandatory feature or essential plant room	1025.441
19.	Pipe duct, air duct for non-mandatory or non-essential plant room	4.788
20.	Plant room, pipe duct, air duct for environmentally friendly system and feature	Not Applicable
21.	Void in duplex domestic flat and house	Not Applicable
22.	Sunshade and reflector	Not Applicable
23. (#)	Projecting planters and minor projection such as A/C box, A/C platform, window cill and projecting window	Not Applicable
24.	Other projection such as A/C box and A/C platform not covered in paragraph 3(b) and (c) of PNAP APP-19, and maintenance walkway	Not Applicable
Other Exempted Items		
25. (#)	Refuge floor including refuge floor cum sky garden	Not Applicable
26.	Other projections	Not Applicable
27.	Public transport terminus	Not Applicable
28. (#)	Party structure and common staircase	Not Applicable
29. (#)	Horizontal area of staircase, lift shaft and vertical duct solely serving floor accepted as not being accountable for GFA	1283.252
30.	Public passage	Not Applicable
31.	Covered set back area	Not Applicable
Bonus GFA		
32.	Bonus GFA	Not Applicable
Additional Green Features under Joint Practice Note (No. 8)		
33.	Buildings adopting Modular Integrated Construction	Not Applicable

Notes: 1. The figures above are referring to combining Phase 1 and Phase 2 of the Development.
2. The above table is based on the requirements as stipulated in the Practice Note for Authorized Persons, Registered Structural Engineers and Registered Geotechnical Engineers ADM-2 issued by the Buildings Department. The Buildings Department may revise such requirements from time to time as appropriate.

Environmental Assessment of the Building

Estimated Energy Performance or Consumption for the Common Parts of the Development

Latest information on the estimated energy performance or consumption for the common parts of the Development as submitted to the Building Authority prior to the printing of the sales brochures:

Part I	
Provision of Central Air Conditioning	NO
Provision of Energy Efficient Features	YES
Energy Efficient Features proposed:	High efficiency lighting design, demand control ventilation for car park, lighting control-linked occupancy sensor for car park.

Part II : The predicted annual energy use of the proposed building / part of building (Note 1)					
Location	Internal Floor Area Served (m^2)	Annual Energy Use of Baseline Building (Note 2)		Annual Energy Use of Proposed Building	
		Electricity kWh/m^2/ annum	Town Gas / LPG unit/ m^2/annum	Electricity kWh/m^2/ annum	Town Gas / LPG unit/ m^2/annum
Area served by central building services installation (Note 3)	Domestic development (24,225)	118	Not Applicable	81	Not Applicable
	Non-Domestic development (0)	N/A	Not Applicable	N/A	Not Applicable

Part III : The following installations is designed in accordance with the relevant Codes of Practices published by the Electrical & Mechanical Services Department (EMSD)			
Type of Installations	YES	NO	N/A
Lighting Installations	√	/	/
Air Conditioning Installations	√	/	/
Electrical Installations	√	/	/
Lift & Escalator Installations	√	/	/
Performance-based Approach	/	/	/

Notes:

1. In general, the lower the estimated "Annual Energy Use" of the building, the more efficient of the building in termsof energy use. For example, if the estimated "annual energy use of proposed building" is less than the estimated "annual energy use of baseline building", it means the predicted use of energy is more efficient in the proposed building than in the baseline building. The larger the reduction, the greater the efficiency.
   The predicted annual energy use, in terms of electricity consumption (kWh/m2/annum) and town gas/LPG consumption (unit/m2/annum), of the development by the internal floor area served, where:
   (a) "total annual energy use" has the same meaning of "annual energy use" in the BEAM Plus New Buildings (current version); and
   (b) "internal floor area", in relation a building, a space or a unit means the floor area of all enclosed space measured to the internal faces of enclosing external and/or party walls.

2. "Baseline Building" has the same meaning as "Baseline Building Model (zero-credit benchmark)" in the BEAM Plus New Buildings (current version).

3. "Central Building Services Installation" has the same meaning as that in the Code of Practice for Energy Efficiency of Building Services Installation issued by the Electrical and Mechanical Services Department

This page is left blank intentionally

此頁保留空白

32 賣方就期數指定的互聯網網站的網址
WEBSITE ADDRESS DESIGNATED BY THE VENDOR FOR THE PHASE

賣方就期數指定的互聯網網站的網址：
www.emeraldbay.com.hk/ph1

Website address designated by the vendor for the Phase:
www.emeraldbay.com.hk/ph1

33 日後可能出現的改變
POSSIBLE FUTURE CHANGES

期數及其周邊地區日後可能出現的改變。

There may be future changes to the Phase and the surrounding areas.

34 售樓説明書印製日期
DATE OF PRINTING OF SALES BROCHURE

本售樓説明書印製日期：
2019年10月2日

Date of printing of this sales brochure:
2 October 2019

檢視記錄
EXAMINATION RECORD

檢視/修改日期 Examination/Revision Date	所作修改 Revision Made	
	頁次 Page Number	所作修改 Revision Made
2019年10月18日 18th October 2019	177,184	更新裝置、裝修物料及設備的資料。 Update the information in fittings, finishes and appliances.
2019年10月25日 25th October 2019	23,53	更新期數的住宅物業的樓面平面圖。 Update the information in floor plans of residential properties in the phase.
	173,179,181	更新裝置、裝修物料及設備的資料。 Update the information in fittings, finishes and appliances.
2020年1月22日 22nd January 2020	17	更新發展項目的所在位置圖。 Update the location plan of the development.
	25,27,29,31,33,35,37,39,41,43,45,47,49,51,53,55,57,59,61,63,65,67,69,71,73,75,77,79,81,83,85,87,89,91,93,95,97,99	更新期數的住宅物業的樓面平面圖。 Update the information in floor plans of residential properties in the phase.
	165,166,167,168,169,170	更新立面圖。 Update the information in elevation plan.
	175,182	更新裝置、裝修物料及設備的資料。 Update the information in fittings, finishes and appliances.
2020年2月13日 13th February 2020	171	更新期數中的公用設施的資料。 Update the information on common facilities in the phase.
	314,316	更新申請建築物總樓面面積寬免的資料。 Update the information in application for concession on gross floor area of building.
2020年5月11日 11th May 2020	8	更新賣方及有參與期數的其他人的資料。 Update the information on vendor and others involved in the phase.
	17	更新發展項目的所在位置圖。 Update the location plan of the development.
	18,19	更新期數的鳥瞰照片。 Update the aerial photograph of the phase.
	194,195,196,197,198,199,200,201,202,203,204,205,293	更新裝置、裝修物料及設備的資料。 Update the information in fittings, finishes and appliances.
2020年8月10日 10th August 2020	17	更新發展項目的所在位置圖。 Update the location plan of the development.

檢視記錄
EXAMINATION RECORD

檢視/修改日期 Examination/Revision Date	所作修改 Revision Made	
	頁次 Page Number	所作修改 Revision Made
2020年10月14日 14th October 2020	17	更新發展項目的所在位置圖。 Update the location plan of the development.
	22	更新發展項目的布局圖。 Update the layout plan of the development.
	25,27,33,35,37,43,45,47,49,51,53,55,57,59,61,63,65,67,69,71,73,75,77,79,81,83,85,87,89,91,93,95,97,99	更新期數的住宅物業的樓面平面圖。 Update the information in floor plans of residential properties in the phase.
	115,116	更新期數中的停車位的樓面平面圖。 Update the floor plans of parking spaces in the phase.
	165,166,167,168,169,170	更新立面圖。 Update the elevation plan.
2021年1月14日 14th January 2021	7	更新期數的資料。 Update the information of the phase.
	11,14	更新期數的設計的資料。 Update the information on design of the phase.
	17	更新發展項目的所在位置圖。 Update the location plan of the development.
	18,19	更新期數的鳥瞰照片。 Update the aerial photograph of the phase.
	19a,19b	新增期數的鳥瞰照片。 Additional pages for the aerial photograph of the phase.
	22	更新發展項目的布局圖。 Update the layout plan of the development .
	33,35,43,49,55,57,59,61,63,65,67,69,71,73,75,77,79,81,83,85,87,89,91,93,95,97,99	更新期數的住宅物業的樓面平面圖。 Update the information in floor plans of residential properties in the phase.
	113	更新期數中的住宅物業的面積。 Update the area of residential properties in the phase.
	115,116	更新期數中的停車位的樓面平面圖。 Update the floor plans of parking spaces in the phase.
	165,166,167,168,169,170	更新立面圖。 Update the elevation plan.
	171	更新期數中的公用設施的資料。 Update the information on common facilities in the phase.
	281,282,283,284,287,288,289,290	更新裝置、裝修物料及設備的資料。 Update the information in fittings, finishes and appliances.
	314,315,316,317	更新申請建築物總樓面面積寬免的資料。 Update the information in application for concession on gross floor area of building.

檢視記錄
EXAMINATION RECORD

檢視/修改日期 Examination/Revision Date	所作修改 Revision Made	
	頁次 Page Number	所作修改 Revision Made
2021年4月14日 14th April 2021	17	更新發展項目的所在位置圖。 Update the location plan of the development.
	18,19	更新期數的鳥瞰照片。 Update the aerial photograph of the phase.
	19a,19b	刪除第19a頁至第19b頁。 Page 19a and 19b are deleted.
	282,283,287,288,289,293	更新裝置、裝修物料及設備的資料。 Update the information in fittings, finishes and appliances.
2021年6月10日 10th June 2021	7, 16	更新期數的資料。 Update the information of the phase.
	17	更新發展項目的所在位置圖。 Update the location plan of the development.
	18,19	更新期數的鳥瞰照片。 Update the aerial photograph of the phase.
	19a, 19b	新增期數的鳥瞰照片。 Added the aerial photograph of the phase.
	99a, 99b	新增期數的住宅物業的樓面平面圖。 Added the information in floor plans of residential properties in the phase.
	121,126	更新公契的摘要。 Update the summary of deed of mutual covenant.
	172	更新閱覽圖則及公契 Update the inspection of plans and deed of mutual covenant
	282, 288, 294-301	更新裝置、裝修物料及設備的資料。 Update the information in fittings, finishes and appliances.
	301a-301f	新增裝置、裝修物料及設備的資料。 Added the information in fittings, finishes and appliances.
2021年9月8日 8 September 2021	1-6	更新一手住宅物業買家須知。 Update notes to purchasers of first-hand residential properties.
	17	更新發展項目的所在位置圖。 Update the location plan of the development.
	18-21	更新期數的鳥瞰照片。 Update the aerial photograph of the phase.
	126	更新公契的摘要。 Update summary of deed of mutual covenant.
	293	更新裝置、裝修物料及設備的資料。 Update the information in fittings, finishes and appliances.
	318	刪除地政總署署長在同意方案下要求需列出的資料。 Information required to be set out by the director of lands under consent scheme is deleted.

檢視記錄
EXAMINATION RECORD

檢視/修改日期 Examination/Revision Date	所作修改 Revision Made	
	頁次 Page Number	所作修改 Revision Made
2021年12月7日 7th December 2021	17	更新發展項目的所在位置圖。 Update the location plan of the development.
2022年3月4日 4th March 2022	17	更新發展項目的所在位置圖。 Update the location plan of the development.
2022年6月2日 2nd June 2022	17	更新發展項目的所在位置圖。 Update the location plan of the development.
2022年9月1日 1st September 2022	17	更新發展項目的所在位置圖。 Update the location plan of the development.
	20	更新關乎發展項目的分區計劃大綱圖等。 Update outline zoning plan etc. relating to the development.
2022年11月30日 30th November 2022	17	更新發展項目的所在位置圖。 Update the location plan of the development.
	21	更新關乎發展項目的分區計劃大綱圖等。 Update outline zoning plan etc. relating to the development.
2023年2月28日 28th February 2023	17	更新發展項目的所在位置圖。 Update the location plan of the development.
	18	更新期數的鳥瞰照片。 Update the aerial photograph of the phase.
	19,19a,19b	刪除期數的鳥瞰照片。 Aerial photograph of the phase are deleted.
2023年5月25日 25th May 2023	3, 6	更新一手住宅物業買家須知 Update notes to purchasers of first-hand residential properties
	17	更新發展項目的所在位置圖。 Update the location plan of the development.
	19,19a,19b	新增期數的鳥瞰照片。 Added the aerial photograph of the phase.
	19c,19d	新增期數的鳥瞰照片。 Additional pages for the aerial photograph of the phase.
	20	更新關乎發展項目的分區計劃大綱圖等。 Update outline zoning plan etc. relating to the development.
2023年8月28日 28th August 2023	17	更新發展項目的所在位置圖。 Update the location plan of the development.
	19,19a,19b,19c	更新期數的鳥瞰照片。 Update the aerial photograph of the phase.
	19d	刪除期數的鳥瞰照片。 Aerial photograph of the phase is deleted.

檢視記錄
EXAMINATION RECORD

檢視/修改日期 Examination/Revision Date	所作修改 Revision Made	
	頁次 Page Number	所作修改 Revision Made
2023年11月28日 28th November 2023	17	更新發展項目的所在位置圖。 Update the location plan of the development.
	19,19a,19b,19c	更新期數的鳥瞰照片。 Update the aerial photograph of the phase.
	20, 21	更新關乎發展項目的分區計劃大綱圖等。 Update outline zoning plan etc. relating to the development.
	314, 315, 316, 317	更新申請建築物總樓面面積寬免的資料。 Update the information in application for concession on gross floor area of building.
2024年2月28日 28th February 2024	17	更新發展項目的所在位置圖。 Update the location plan of the development.
2024年3月5日 5th March 2024	封面 Cover	更新封面。 Update the cover.
2024年3月18日 18th March 2024	封面 Cover	更新封面。 Update the cover.
	7	更新期數的資料。 Update the information of the phase.
2024年4月12日 12th April 2024	8	更新賣方及有參與期數的其他人的資料。 Update the information on vendor and others involved in the phase .
	9-10	更新有參與期數的各方的關係。 Update the relationship between parties involved in the phase.
2024年7月12日 12th July 2024	17	更新發展項目的所在位置圖。 Update the location plan of the development.
	19,19a,19b,19c	更新期數的鳥瞰照片。 Update the aerial photograph of the phase.
2024年10月10日 10th October 2024	17	更新發展項目的所在位置圖。 Update the location plan of the development.
	18	更新期數的鳥瞰照片。 Update the aerial photograph of the phase.
	19,19a,19b,19c	刪除期數的最新鳥瞰照片。 Aerial photograph of the phase is deleted.
	20	更新關乎發展項目的分區計劃大綱圖等。 Update outline zoning plan etc. relating to the development.

檢視記錄
EXAMINATION RECORD

檢視/修改日期 Examination/Revision Date	所作修改 Revision Made	
	頁次 Page Number	所作修改 Revision Made
2025年1月22日 22nd January 2025	8	更新賣方及有參與期數的其他人的資料。 Update the information on vendor and others involved in the phase .
	17	更新發展項目的所在位置圖。 Update the location plan of the development.
	20	更新關乎發展項目的分區計劃大綱圖等。 Update outline zoning plan etc. relating to the development.
	314, 316	更新申請建築物總樓面面積寬免的資料。 Update the information in application for concession on gross floor area of building.
2025年9月2日 2nd September 2025	17	更新發展項目的所在位置圖。 Update the location plan of the development.
	19, 19a	新增期數的鳥瞰照片。 Additional pages for the aerial photograph of the phase.
	20	更新關乎發展項目的分區計劃大綱圖等。 Update outline zoning plan etc. relating to the development.
2025年12月2日 2nd December 2025	17	更新發展項目的所在位置圖。 Update the location plan of the development.
2026年3月2日 2nd March 2026	17	更新發展項目的所在位置圖。 Update the location plan of the development.
2026年6月2日 2nd June 2026	17	更新發展項目的所在位置圖。 Update the location plan of the development.
	19, 19a	更新期數的鳥瞰照片。 Update the aerial photograph of the phase.
2026年9月2日 2nd September 2026	17	更新發展項目的所在位置圖。 Update the location plan of the development.